



Monitoring and alerting tools and best practices for Amazon RDS for MySQL and MariaDB

# AWS Prescriptive Guidance



# **AWS Prescriptive Guidance: Monitoring and alerting tools and best practices for Amazon RDS for MySQL and MariaDB**

Copyright © 2026 Amazon Web Services, Inc. and/or its affiliates. All rights reserved.

Amazon's trademarks and trade dress may not be used in connection with any product or service that is not Amazon's, in any manner that is likely to cause confusion among customers, or in any manner that disparages or discredits Amazon. All other trademarks not owned by Amazon are the property of their respective owners, who may or may not be affiliated with, connected to, or sponsored by Amazon.

---

# Table of Contents

<b>Introduction</b> .....	<b>1</b>
<b>Overview</b> .....	<b>2</b>
Targeted business outcomes .....	3
<b>General best practices</b> .....	<b>5</b>
<b>Monitoring tools</b> .....	<b>7</b>
Tools included in Amazon RDS .....	8
CloudWatch namespaces .....	8
CloudWatch alarms and dashboards .....	9
Amazon RDS Performance Insights .....	11
Enhanced Monitoring .....	12
Additional AWS services .....	13
Third-party monitoring tools .....	14
Prometheus and Grafana .....	14
Percona .....	16
<b>DB instance monitoring</b> .....	<b>17</b>
Performance Insights metrics for DB instances .....	18
Database load .....	18
Dimensions .....	19
Counter metrics .....	20
SQL statistics .....	23
CloudWatch metrics for DB instances .....	24
Publishing Performance Insights metrics to CloudWatch .....	24
<b>OS monitoring</b> .....	<b>26</b>
<b>Events, logs, and audit trails</b> .....	<b>33</b>
Amazon RDS events .....	33
Database logs .....	37
Audit trails .....	39
Example .....	40
Additional CloudTrail and CloudWatch Logs features .....	43
<b>Alerting</b> .....	<b>44</b>
CloudWatch alarms .....	44
EventBridge rules .....	47
Specifying actions, enabling, and disabling alarms .....	48
<b>Next steps and resources</b> .....	<b>50</b>

---

<b>Document history .....</b>	<b>51</b>
<b>Glossary .....</b>	<b>52</b>
# .....	52
A .....	53
B .....	56
C .....	58
D .....	61
E .....	65
F .....	67
G .....	69
H .....	70
I .....	71
L .....	74
M .....	75
O .....	79
P .....	82
Q .....	84
R .....	85
S .....	88
T .....	92
U .....	93
V .....	94
W .....	94
Z .....	95

# Monitoring and alerting tools and best practices for Amazon RDS for MySQL and MariaDB

Igor Obradovic, Amazon Web Services (AWS)

March 2025 ([document history](#))

Database monitoring is the process of measuring, tracking, and assessing the availability, performance, and functionality of a database. Monitoring and alerting solutions help organizations ensure that their database services, and therefore their associated applications and workloads, are secure, high-performing, resilient, and efficient. On AWS, you can collect and analyze your workload logs, metrics, events, and traces in order to understand the health of your workload and to gain insights from operations over time.

You can monitor your resources to ensure that they are performing as expected, and to detect and remediate any issues before they impact your customers. You should use the metrics, logs, events, and traces that you monitor to raise alarms when thresholds are breached.

This guide describes database observability and monitoring tools and best practices for Amazon Relational Database Service (Amazon RDS) databases. The guide focuses on MySQL and MariaDB databases, although most of the information also applies to other Amazon RDS database engines.

This guide is for solutions architects, database architects, DBAs, senior DevOps engineers, and other team members who engage in designing, implementing, and managing monitoring and observability solutions for their database workloads running in the AWS Cloud.

## Contents

- [Overview](#)
- [General best practices](#)
- [Monitoring tools](#)
- [DB instance monitoring](#)
- [OS monitoring](#)
- [Events, logs, and audit trails](#)
- [Alerting](#)
- [Next steps and resources](#)

# Overview

Monitoring and alerting are included in four pillars of the [AWS Well-Architected Framework](#).

- The [operational excellence pillar](#) prescribes that your workload should be designed to include telemetry and monitoring. AWS services such as [Amazon Relational Database Service \(Amazon RDS\)](#) provide the information necessary for you to understand your workload's internal state (for example, metrics, logs, events, and traces). When you operate your Amazon RDS databases, you will want to understand the health of your databases instances, detect operational events, and be able to respond to both planned and unplanned events. AWS provides monitoring tools that help you determine when organizational and business outcomes are at risk, or potentially might be at risk, so you can take the appropriate actions at the right time.
- The [performance efficiency pillar](#) prescribes that you should monitor the performance of your resources such as Amazon RDS DB instances by gathering, aggregating, and processing performance-related metrics in real time. You can identify performance degradation and remediate the factors—for example, unoptimized SQL queries or inadequate configuration parameters—that caused it. You can raise alarms automatically when measurements are outside expected boundaries. We recommend that you use alarms not only for notifications, but also to initiate automated actions in response to the detected events. You can evaluate the metrics you collect against predefined thresholds or use machine learning algorithms to identify anomalous behavior. For example, to detect a trend of increased CPU utilization, you can gather and analyze the `cpuUtilization.total` metric over a period of time. Alerting on that anomaly proactively, before CPU utilization hits the hard limit, can help you remediate the issue before it impacts your customers.
- The [reliability pillar](#) defines monitoring and alerting as critical to ensure that you are meeting your availability requirements. Your monitoring solution must be able to detect failures effectively. When it detects problems or failures, its primary objective is to alert on those issues. Implementing continuous observability and monitoring practices is imperative for resilient architectures in the cloud. To improve your workloads, you must be able to measure them and understand their state and health. Design principles for automatic recovery from a failure, horizontal scalability, and capacity provisioning depend on accurate monitoring and alerting services.
- The [security pillar](#) discusses detection and prevention of unexpected or unwanted configuration changes, and unexpected behavior. You can configure your Amazon RDS for MySQL and MariaDB DB instances with the [MariaDB Audit Plugin](#) to record database activity such as user logins and

specific operations run against the database. The plugin stores the record of database activity in a log file, which can be integrated and imported into monitoring and alerting tools. The log file is analyzed in real time for unexpected or suspicious behavior in your database. Such unexpected or suspicious behavior can indicate that your Amazon RDS DB instance has been compromised, which signals potential risks to your business. If the monitoring tool detects such an event, it activates an alarm to initiate a response to the security incident, which helps address suspicious and malicious activities.

## Targeted business outcomes

Implementing best practices in monitoring and alerting mechanisms helps you ensure a high-performing, resilient, efficient, secure, and cost-optimized infrastructure for your applications and workloads. You can use observability tools that gather, store, and visualize metrics, events, traces, and logs in real time to observe and analyze the bigger picture of the health and performance of your databases, and thus prevent the degradation or disruption of your associated IT services. If unplanned degradation or service disruption still occurs, monitoring and alerting tools help you with timely detection of the problem, escalation, reaction, and quick investigation and resolution. A comprehensive monitoring and alerting solution for your cloud database workloads helps you achieve the following business outcomes:

- **Improve customer experience.** Reliable service improves your customers' experiences. Databases are often a key component of digital services such as web and mobile applications, media streaming, payments, business-to-business (B2B) APIs, and integration services. If you can monitor and set up alerts on your databases to detect problems quickly, investigate them efficiently, and remediate them as soon as possible to minimize downtime and other disruptions, you can enhance the availability, security, and performance of the digital service for your customers.
- **Build customer trust.** Better performance and a smoother user experience help you win your customers' trust, which can result in more business on your platform. For example, a payment processing service provider that offers a reliable online service can expect high customer trust and loyalty, which results in more customers and better retention, an increase in billable transactions, and new, innovative services that generate more revenue.
- **Avoid financial losses.** Any unexpected downtime in your database infrastructure can impact the business transactions that your customers perform by using your application. This can lead to substantial financial losses in some cases. Breaching service-level agreements (SLAs) might result in loss of customer trust, and, consequently, a loss of revenue. It can also become a legal

basis for expensive trials, where customers might demand compensation based on your liability and warranty contracts. According to a [study by Atlassian Corporation](#), a software company, the average costs of service outage are in the range of \$140K–\$540K per hour, depending on the type and size of the business. A stable database environment is key to preventing long outages and loss of business.

- **Expand value.** Monitoring and alerting mechanisms can help you design, develop, and operate a highly available, resilient, reliable, performant, cost-effective, and secure digital service, but it's only the beginning. You will want your organization to scale and thrive over time, enhance existing cloud workloads, and introduce new services. New services provide additional value to your customers and more revenue to your business, creating a flywheel effect on the growth of your business.
- **Improve developer productivity.** Developers who are productive and efficient, and who don't encounter issues and bottlenecks in their development tasks, can deliver high-quality products in a shorter time. However, software engineering and IT operations often have complex challenges, and this complexity increases with the scale of workloads and their architectures. To analyze performance and consistency across distributed applications, developers need tools that can provide correlated metrics and traces. These help identify defective code artifacts and infrastructure components as quickly as possible, and help determine impacts on end users. The right suite of monitoring and alerting tools can help developers code and test better and faster.
- **Improve operational effectiveness and efficiency.** When you operate cloud workloads at scale, even a small percentage of performance improvements can result in millions of dollars in savings. By monitoring your databases and analyzing metrics, events, logs, and traces, you can understand and predict your future capacity needs, and can take advantage of the cost savings available in the AWS Cloud. Understanding your Amazon RDS workloads and operational health can help you respond to events, fix issues, and plan improvements.

## General best practices

The following best practices help you gain sufficient visibility into the health of your Amazon RDS workload and take appropriate actions in response to operational events and monitoring data.

- **Identify KPIs.** Identify key performance indicators (KPIs) based on desired business outcomes. Evaluate KPIs to determine workload success. For example, if your core business is ecommerce, one of your desired business outcomes could be that your e-shop is available 24/7 for your customers to do their shopping. To achieve that business outcome, you define the availability KPI for the backend Amazon RDS database that your e-shop application uses, and set the baseline KPI to 99.99% on a weekly basis. Evaluating the actual availability KPI against the baseline value helps you determine if you are meeting the desired database availability of 99.99% and thus achieving the business outcome of having a 24/7 service.
- **Define workload metrics.** Define workload metrics to measure the quantities and qualities of your Amazon RDS workload. Evaluate metrics to determine if the workload is achieving desired outcomes, and to understand the health of the workload. For example, to evaluate the availability KPI for your Amazon RDS DB instance, you should measure metrics such as uptime and downtime for the DB instance. You can then use those metrics to calculate the availability KPI as follows:

$$\text{availability} = \text{uptime} / (\text{uptime} + \text{downtime})$$

Metrics represent time-ordered sets of data points. Metrics can also include dimensions, which are useful in categorization and analysis.

- **Collect and analyze workload metrics.** Amazon RDS generates different metrics and logs, depending on your configuration. Some of these represent DB instance events, counters, or statistics such as `db.Cache.innoDB_buffer_pool_hits`. Other metrics come from the operating system, such as `memory.Total`, which measures the total amount of memory of the host Amazon Elastic Compute Cloud (Amazon EC2) instance. The monitoring tool should perform regular, proactive analysis of collected metrics to identify trends and determine if any appropriate responses are needed.
- **Establish workload metrics baselines.** Establish baselines for metrics to define expected values and to identify good or bad thresholds. For example, you might define the baseline for ReadIOPS to be up to 1,000 under normal database operations. You can then use this baseline for comparison and to identify over-utilization. If your new metrics consistently show that

read IOPS are in the range of 2,000–3,000, you have identified a deviation that could trigger a response for investigation, intervention, and improvement.

- **Alert when workload outcomes are at risk.** When you determine that the business outcome is at risk, raise an alert. You can then either address issues proactively, before they affect your customers, or mitigate the impact of the incident in a timely manner.
- **Identify the expected patterns of activity for your workload.** Based on your metrics baselines, establish patterns of workload activity to identify unexpected behavior and respond with appropriate actions if necessary. AWS provides [monitoring tools](#) that apply statistical and machine learning algorithms to analyze metrics and detect anomalies.
- **Alert when workload anomalies are detected.** When anomalies are detected in the operations of Amazon RDS workloads, raise an alert so that you can respond with appropriate actions if necessary.
- **Review and revise KPIs and metrics.** Confirm that your Amazon RDS databases meet your defined requirements and identify areas of potential improvements to reach your business goals. Validate the effectiveness of the measured metrics and evaluated KPIs, and revise them if necessary. For example, let's say that you set a KPI for the optimal number of concurrent database connections, and you monitor metrics regarding attempted and failed connections as well as user threads that were created and are running. You might have more database connections than those defined by your KPI baseline. By analyzing your current metrics, you can detect the outcome but you might not be able to determine the root cause. If so, you should revise your metrics and include additional monitoring measures, such as counters for table locks. The new metrics would help determine if the increased number of database connections is caused by unexpected table locks.

# Monitoring tools

We recommend that you use observability, monitoring, and alerting tools to:

- Gain insights into the performance of your Amazon RDS environment
- Detect unexpected and suspicious behavior
- Plan capacity and make educated decisions about allocating Amazon RDS instances
- Analyze metrics and logs to predict potential issues proactively
- Generate alerts when thresholds are breached in order to troubleshoot and resolve problems before your users are affected

You have different options and solutions to choose from, including AWS-provided, cloud-native observability and monitoring tools and services; free, open-source software solutions; and commercial third-party solutions for monitoring Amazon RDS DB instances. Some of these tools are discussed in the sections that follow.

To determine which tool best suits your needs, compare each tool's features and capabilities against your organization's requirements. We also recommend that you evaluate the tools for ease of deployment, configuration and integration, software updates and maintenance, method of deployment (for example, hardware or serverless), licensing, price, and any other factors that are specific to your organization.

## Sections

- [Tools included in Amazon RDS](#)
- [CloudWatch namespaces](#)
- [CloudWatch alarms and dashboards](#)
- [Amazon RDS Performance Insights](#)
- [Enhanced Monitoring](#)
- [Additional AWS services](#)
- [Third-party monitoring tools](#)

## Tools included in Amazon RDS

Amazon Relational Database Service (Amazon RDS) is a managed database service in the AWS Cloud. Because Amazon RDS is a managed service, it frees you from most management tasks, such as database backups, operating system (OS) and database software installations, OS and software patching, high availability setup, hardware lifecycle, and data center operations. AWS also provides a comprehensive set of tools that enable you to build a complete [observability](#) solution for your Amazon RDS DB instances.

Some of the monitoring tools are included, preconfigured, and automatically enabled in the Amazon RDS service. Two automated tools are available to you as soon as you start your new Amazon RDS instance:

- **Amazon RDS instance status** provides details about the current health of your DB instance. For example, status codes include *Available*, *Stopped*, *Creating*, *Backing-up*, and *Failed*. You can use the Amazon RDS console, the AWS Command Line Interface (AWS CLI), or the Amazon RDS API to see instance status. For more information, see [Viewing Amazon RDS DB instance status](#) in the Amazon RDS documentation.
- **Amazon RDS recommendations** provide automated recommendations for DB instances, read replicas, and DB parameter groups. These recommendations are provided by analyzing DB instance usage, performance data, and configuration, and are delivered as guidance. For example, the *Engine version outdated* recommendation suggests that your DB instances aren't running the latest version of the database software and that you should upgrade your DB instance to benefit from the latest security fixes and other improvements. For more information, see [Viewing Amazon RDS recommendations](#) in the Amazon RDS documentation.

## CloudWatch namespaces

Amazon RDS integrates with [Amazon CloudWatch](#), which is a monitoring and alerting service for cloud resources and applications that run on AWS. Amazon RDS automatically collects metrics, log files, traces, and events about the operation, utilization, performance, and health of DB instances, and sends them to CloudWatch for long-term storage, analysis, and alerting.

Amazon RDS for MySQL and Amazon RDS for MariaDB automatically publish a default set of metrics to CloudWatch in one-minute intervals without additional charge. Those metrics are collected into two *namespaces*, which are containers for metrics:

- The [AWS/RDS namespace](#) includes DB instance-level metrics. Examples include `BinLogDiskUsage` (the amount of disk space occupied by binary logs), `CPUUtilization` (the percentage of CPU utilization), `DatabaseConnections` (the number of client network connections to the DB instance), and many more.
- The [AWS/Usage namespace](#) includes account-level usage metrics, which are used to determine if you are operating within your [Amazon RDS service quotas](#). Examples include `DBInstances` (the number of DB instances in your AWS account or Region), `DBSubnetGroups` (the number of DB subnet groups in your AWS account or Region), and `ManualSnapshots` (the number of manually created database snapshots in your AWS account or Region).

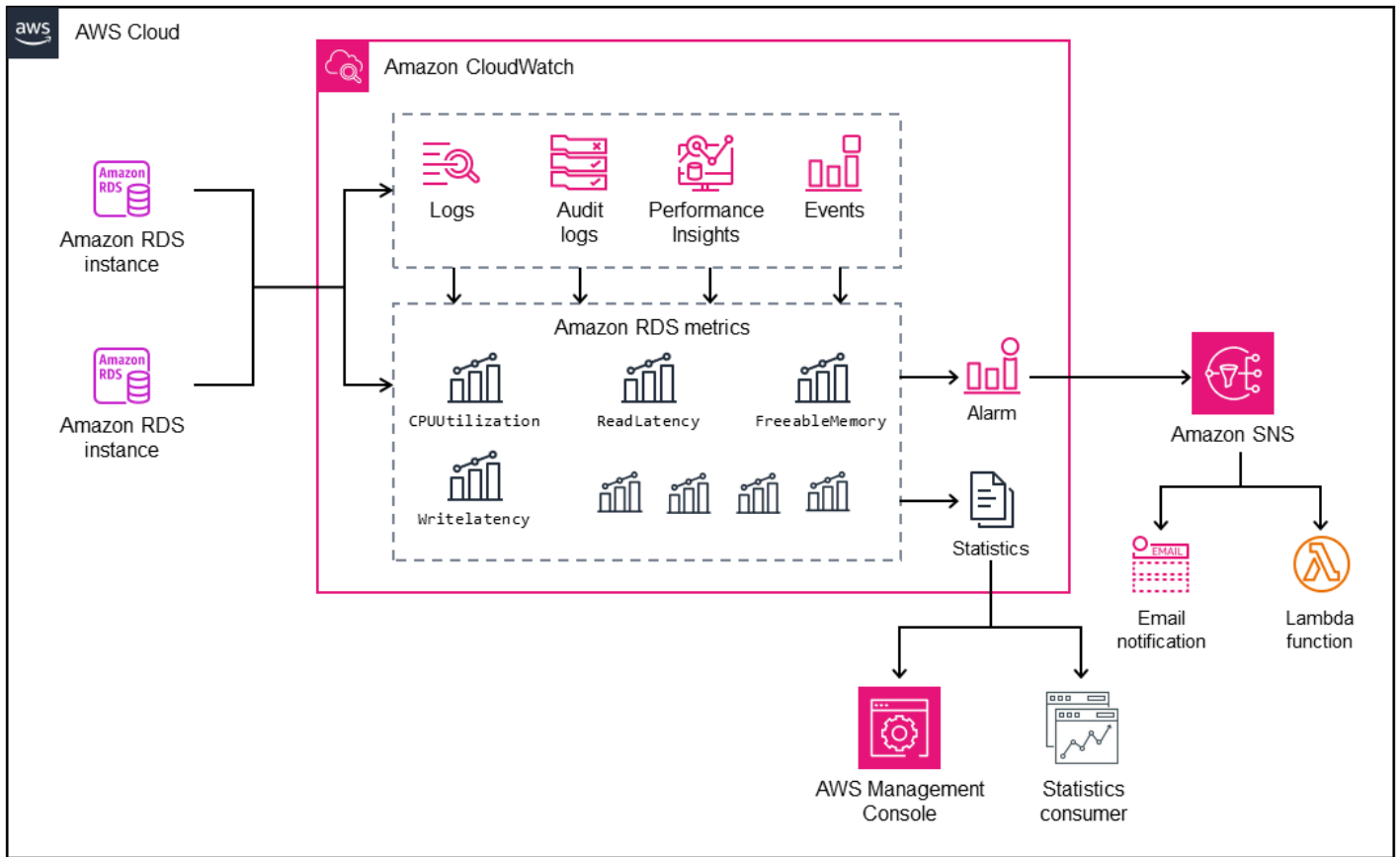
CloudWatch retains metric data as follows:

- 3 hours: High-resolution custom metrics with a period of less than 60 seconds are retained for 3 hours. After 3 hours, the data points are aggregated into 1-minute period metrics and kept for 15 days.
- 15 days: Data points with a period of 60 seconds (1 minute) are retained for 15 days. After 15 days, the data points are aggregated into 5-minute period metrics and kept for 63 days.
- 63 days: Data points with a period of 300 seconds (5 minutes) are retained for 63 days. After 63 days, the data points are aggregated into 1-hour period metrics and kept for 15 months.
- 15 months: Data points with a period of 3,600 seconds (1 hour) are available for 15 months (455 days).

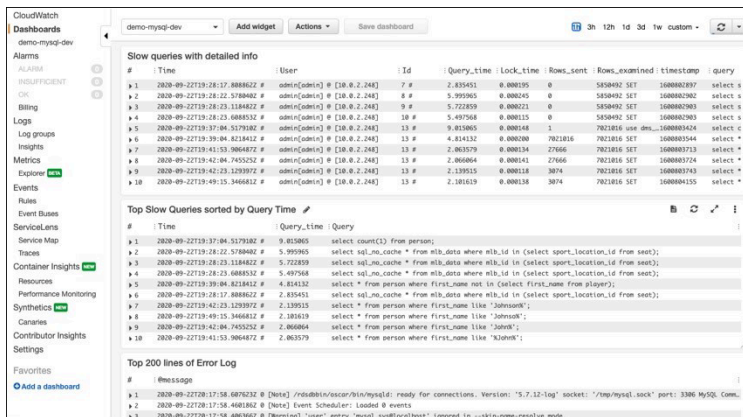
For more information, see [Metrics](#) in the CloudWatch documentation.

## CloudWatch alarms and dashboards

You can use [Amazon CloudWatch alarms](#) to watch a specific Amazon RDS metric over a period of time. For example, you can monitor `FreeStorageSpace`, and then perform one or more actions if the value of the metric breaches the threshold that you set. If you set the threshold to 250 MB and the free storage space is 200 MB (less than the threshold), the alarm will be activated and can trigger an action to automatically provision additional storage for the Amazon RDS DB instance. The alarm can also send a notification SMS to the DBA by using Amazon Simple Notification Service (Amazon SNS). The following diagram illustrates this process.

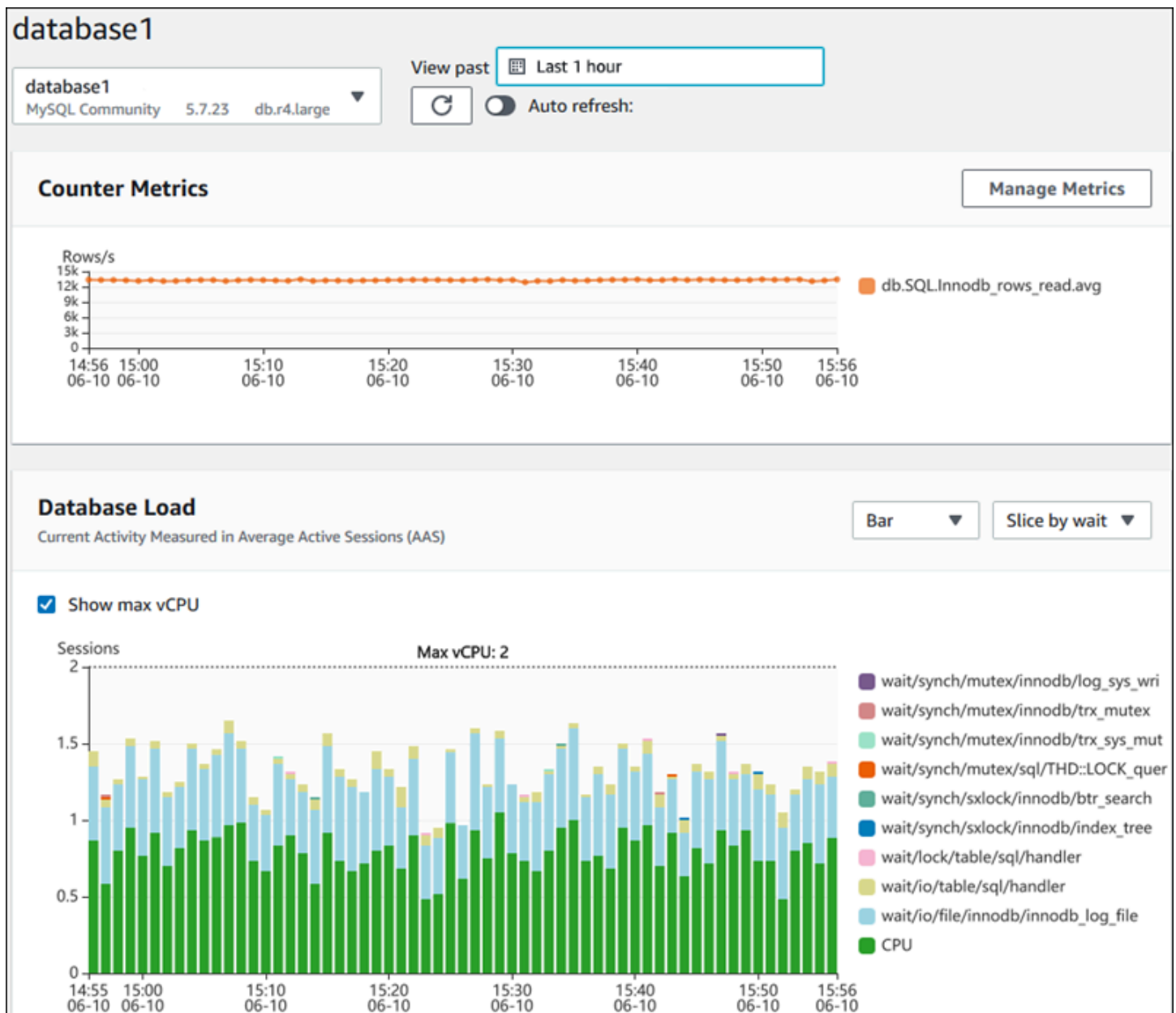


CloudWatch also provides [dashboards](#), which you can use to create, customize, interact with, and save customized views (graphs) of the metrics. You can also use [CloudWatch Logs Insights](#) to create a dashboard for monitoring the slow query log and error log, and to receive alerts if a specific pattern has been detected in those logs. The following screen shows an example CloudWatch dashboard.



# Amazon RDS Performance Insights

[Amazon RDS Performance Insights](#) is a database performance tuning and monitoring tool that expands Amazon RDS monitoring features. It helps you analyze the performance of your database by visualizing the DB instance load and filtering the load by waits, SQL statements, hosts, or users. The tool combines multiple metrics into a single interactive graph that helps you identify the type of bottleneck your DB instance might have, such as lock waits, high CPU consumption, or I/O latency, and determine which SQL statements are creating the bottleneck. The following screen shows an example visualization.



You have to [enable Performance Insights](#) during the DB instance creation process to collect metrics for the Amazon RDS DB instances in your account. The free tier includes seven days of performance data history and one million API requests per month. Optionally, you can purchase longer retention periods. For complete pricing information, see [Performance Insights Pricing](#).

For information about how you can use Performance Insights to monitor your DB instances, see the [DB instance monitoring](#) section later in this guide.

Performance Insights [automatically publishes metrics to CloudWatch](#). In addition to using the Performance Insights tool, you can take advantage of the additional features that CloudWatch provides. You can examine the Performance Insights metrics by using the CloudWatch console, the AWS CLI, or the CloudWatch API. You can also add CloudWatch alarms, as with any other metrics. For example, you might want to trigger an SMS notification to DBAs or take a corrective action if the DBLoad metric breaches the threshold value you set. You can also add the Performance Insights metrics to your existing CloudWatch dashboards.

## Enhanced Monitoring

[Enhanced Monitoring](#) is a tool that captures metrics in real time for the operating system (OS) that your Amazon RDS DB instance runs on. These metrics provide up to one second granularity for CPU, memory, Amazon RDS and OS processes, file system, and disk I/O data, among others. You can access and analyze these metrics in the [Amazon RDS console](#). As with Performance Insights, Enhanced Monitoring metrics are delivered from Amazon RDS to CloudWatch, where you can benefit from additional features such as the long-term preservation of metrics for analysis, creating metrics filters, displaying graphs on the CloudWatch dashboard, and setting up alarms. By default, Enhanced Monitoring is disabled when you create a new Amazon RDS DB instance. You can [enable](#) the feature when you create or modify a DB instance. Pricing is based on the amount of data transferred from Amazon RDS to CloudWatch Logs, and storage rates. Depending on the granularity and the number of DB instances where Enhanced Monitoring is enabled, some portion of monitoring data can be included within the CloudWatch Logs free tier. For complete pricing details, see [Amazon CloudWatch Pricing](#). For more information about the tool, see the [Amazon RDS documentation](#) and the [Enhanced Monitoring](#) FAQ.

## Additional AWS services

AWS provides several supporting services, which also integrate with Amazon RDS and CloudWatch, to further enhance the observability of your databases. These include Amazon EventBridge, Amazon CloudWatch Logs, and AWS CloudTrail.

- [Amazon EventBridge](#) is a serverless event bus that can receive, filter, transform, route, and deliver events from your applications and AWS resources, including your Amazon RDS DB instances. An *Amazon RDS event* indicates a change in the Amazon RDS environment. For example, when a DB instance changes its status from *Available* to *Stopped*, Amazon RDS generates the event `RDS-EVENT-0087 / The DB instance has been stopped`. Amazon RDS delivers events to CloudWatch Events and EventBridge in near real time. Using EventBridge and CloudWatch Events, you can define rules to send alerts on specific Amazon RDS events of interest and automate actions to be taken when an event matches the rule. A variety of targets are available in response to an event, such as an AWS Lambda function that can perform a corrective action, or an Amazon SNS topic that can send an email or SMS to notify DBAs or DevOps engineers about the event.
- [Amazon CloudWatch Logs](#) is a service that centralizes the storage of log files from all your applications, systems, and AWS services, including Amazon RDS for MySQL and MariaDB DB instances and AWS CloudTrail. If you [enable](#) the feature for your DB instances, Amazon RDS automatically publishes the following logs to CloudWatch Logs:
  - Error log
  - Slow query log
  - General log
  - Audit log

You can use CloudWatch Logs Insights to query and analyze the log data. The feature includes a purpose-built query language that helps you search for log events that match patterns, which you define. For example, you can track table corruption in your MySQL DB instance by monitoring the error log file for the following pattern: `"ERROR 1034 (HY000): Incorrect key file for table '*'; try to repair it OR Table * is marked as crashed"`. Filtered log data can be converted into CloudWatch metrics. You can then use the metrics to create dashboards with graphs or tabular data, or set an alarm if the defined threshold value is breached. This is particularly useful when using the audit log, because you can automatically monitor, send alerts, and take corrective actions if any unexpected or suspicious

behavior is detected. You can access and manage database logs by using the AWS Management Console, the AWS CLI, the Amazon RDS API, or the AWS SDK for CloudWatch Logs.

- [AWS CloudTrail](#) logs and continuously monitors user and API activity in your AWS account. It helps you with auditing, security monitoring, and operational troubleshooting of your Amazon RDS for MySQL or MariaDB DB instances. CloudTrail is integrated with Amazon RDS. All actions can be logged, and CloudTrail provides a record of actions taken by a user, role, or AWS service in Amazon RDS. For example, when a user creates a new Amazon RDS DB instance, an event is detected, and the log includes information about the requested action ("eventName": "CreateDBInstance"), the date and time of the action ("eventTime": "2022-07-30T22:14:06Z"), request parameters ("requestParameters": {"dbInstanceIdentifier": "test-instance", "engine": "mysql", "dbInstanceClass": "db.m6g.large"}), and so on. Events that are logged by CloudTrail include both calls from the Amazon RDS console and calls from code that uses the Amazon RDS API.

## Third-party monitoring tools

In some scenarios, in addition to the full suite of cloud-native observability and monitoring tools that AWS provides for Amazon RDS, you might want to use monitoring tools from other software vendors. Such scenarios include hybrid deployments, where you might have a number of databases running in your on-premises data center and another set of databases running in the AWS Cloud. If you have already established your corporate observability solution, you might want to continue using your existing tools and extend them to your AWS Cloud deployments. The challenge in setting up a third-party monitoring solution often lies in the safeguards imposed by Amazon RDS as a cloud-managed service. For example, you cannot install agent software on the host operating system that runs the DB instance, because access to the database host machine is denied. However, you can integrate many third-party monitoring solutions with Amazon RDS by building on top of CloudWatch and other AWS Cloud services. For example, Amazon RDS metrics, logs, events, and traces can be exported and then imported into the third-party monitoring tool for further analysis, visualization, and alerting. Some of these third-party solutions include Prometheus, Grafana, and Percona.

## Prometheus and Grafana

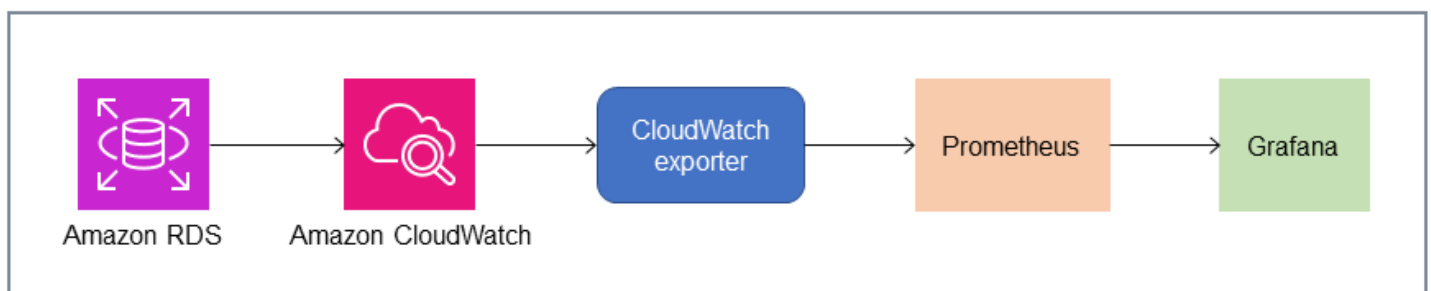
[Prometheus](#) is an [open-source](#) monitoring solution that collects metrics from configured targets at given intervals. It is a general-purpose monitoring solution that can monitor any application

or service. When you monitor Amazon RDS DB instances, CloudWatch collects the metrics from Amazon RDS. The metrics are then exported to the Prometheus server by using an open-source exporter such as YACE exporter or CloudWatch Exporter.

- [YACE exporter](#) optimizes data export tasks by retrieving several metrics in a single request to the CloudWatch API. After the metrics are stored on the Prometheus server, the server evaluates rule expressions and can generate alerts when specified conditions are observed.
- [CloudWatch Exporter](#) is officially maintained by Prometheus. It retrieves CloudWatch metrics through the CloudWatch API and stores them on the Prometheus server in a format that's compatible with Prometheus, by using REST API requests to the HTTP endpoint.

When you choose an exporter, design your deployment model, and configure exporter instances, consider [CloudWatch](#) and [CloudWatch Logs](#) service and API quotas, because the export of CloudWatch metrics to a Prometheus server is implemented on top of the CloudWatch API. For example, deploying multiple instances of CloudWatch Exporter in a single AWS account and Region to monitor hundreds of Amazon RDS DB instances could result in a throttling error (**ThrottlingException**) and code 400 errors. To overcome such limitations, consider using YACE exporter, which is optimized to collect up to 500 different metrics in a single request. Additionally, to deploy a large number of Amazon RDS DB instances, you should consider using [multiple AWS accounts](#), instead of centralizing the workload into a single AWS account, and limiting the number of exporter instances in each AWS account.

Alerts are generated by the Prometheus server and handled by [Alertmanager](#). This tool takes care of deduplicating, grouping, and routing alerts to the correct receiver such as email, SMS, or Slack, or initiating an automated response action. Another [open-source](#) tool called [Grafana](#) displays visualizations for these metrics. Grafana provides rich visualization widgets, such as advanced graphs, dynamic dashboards, and analytics features such as ad-hoc queries and dynamic drilldown. It can also search and analyze logs, and includes alerting features to continuously evaluate metrics and logs, and send notifications when the data matches alert rules.



## Percona

[Percona Monitoring and Management \(PMM\)](#) is a free, [open-source](#) database monitoring, management, and observability solution for MySQL and MariaDB. PMM collects thousands of performance metrics from DB instances and their hosts. It provides a web UI to visualize data in dashboards and additional features such as automatic advisors for database health assessments. You can use PMM to monitor Amazon RDS. However, the PMM client (agent) isn't installed on the underlying hosts of the Amazon RDS DB instances, because it doesn't have access to the hosts. Instead, the tool connects to the Amazon RDS DB instances, queries server statistics, INFORMATION\_SCHEMA, sys schema, and Performance Schema, and uses the CloudWatch API to acquire metrics, logs, events, and traces. PMM requires an AWS Identity and Access Management (IAM) user access key (IAM role) and automatically discovers the Amazon RDS DB instances that are available for monitoring. The PMM tool is profiled for database monitoring and collects more database-specific metrics than Prometheus. To use the [PMM Query Analytics dashboard](#), you must configure the Performance Schema as the query source, because the Query Analytics agent isn't installed for Amazon RDS and can't read the slow query log. Instead, it queries the performance\_schema from the MySQL and MariaDB DB instances directly to obtain metrics. One of the prominent features of PMM is its [ability to alert](#) and advise DBAs on issues that the tool identifies in their databases. PMM offers sets of checks that can detect common security threats, performance degradation, data loss, and data corruption.

In addition to these tools, there are several commercial observability and monitoring solutions available on the market that can integrate with Amazon RDS. Examples include [Datadog Database Monitoring](#), [Dynatrace Amazon RDS monitoring](#), and [AppDynamics Database Monitoring](#).

## DB instance monitoring

A [DB instance](#) is the basic building block of Amazon RDS. It is an isolated database environment that runs in the cloud. For MySQL and MariaDB databases, the DB instance is the [mysqld](#) program, also known as the MySQL server, which includes multiple threads and components such as the SQL parser, the query optimizer, thread/connection handler, system and status variables, and one or more pluggable storage engines. Each storage engine is designed to support a specialized use case. The default and recommended storage engine is [InnoDB](#), which is a transactional, general-purpose, relational database engine that complies with the atomicity, consistency, isolation, durability (ACID) model. InnoDB features [in-memory structures](#) (buffer pool, change buffer, adaptive hash index, log buffer) as well as [on-disk structures](#) (tablespaces, tables, indexes, undo log, redo log, doublewrite buffer files). To ensure that your database adheres closely to the ACID model, the [InnoDB storage engine implements numerous capabilities](#) to protect your data, including transactions, commit, rollback, crash-recovery, row-level locking, and multiversion concurrency control (MVCC).

All these internal components of a DB instance work jointly to help maintain the availability, integrity, and security of your data at the expected and satisfactory performance level. Depending on your workload, each component and feature might impose resource demands on CPU, memory, network, and storage subsystems. When a surge in demand for a specific resource exceeds the provisioned capacity or the software limits for that resource (imposed either by configuration parameters or by software design), the DB instance can experience performance degradation or complete unavailability and corruption. Therefore, it is critical to measure and monitor these internal components, compare them against defined baseline values, and generate alerts if the monitored values deviate from the expected values.

As described previously, you can use different [tools](#) to monitor your MySQL and MariaDB instances. We recommend that you use the Amazon RDS Performance Insights and CloudWatch tools for monitoring and alerting, because these tools are integrated with Amazon RDS, gather high-resolution metrics, present the latest performance information in near real time, and generate alarms.

Regardless of your preferred monitoring tool, we recommend that you [turn on the Performance Schema](#) in your MySQL and MariaDB DB instances. The [Performance Schema](#) is an optional feature for monitoring the operation of the MySQL server (the DB instance) at a low level, and is designed to have minimal impact on overall database performance. You can manage this feature by using the `performance_schema` parameter. Although this parameter is optional, you must use it to collect high-resolution (one second) per-SQL metrics, active session metrics, wait events, and

other detailed, low-level monitoring information, which is collected by Amazon RDS Performance Insights.

## Sections

- [Performance Insights metrics for DB instances](#)
- [CloudWatch metrics for DB instances](#)
- [Publishing Performance Insights metrics to CloudWatch](#)

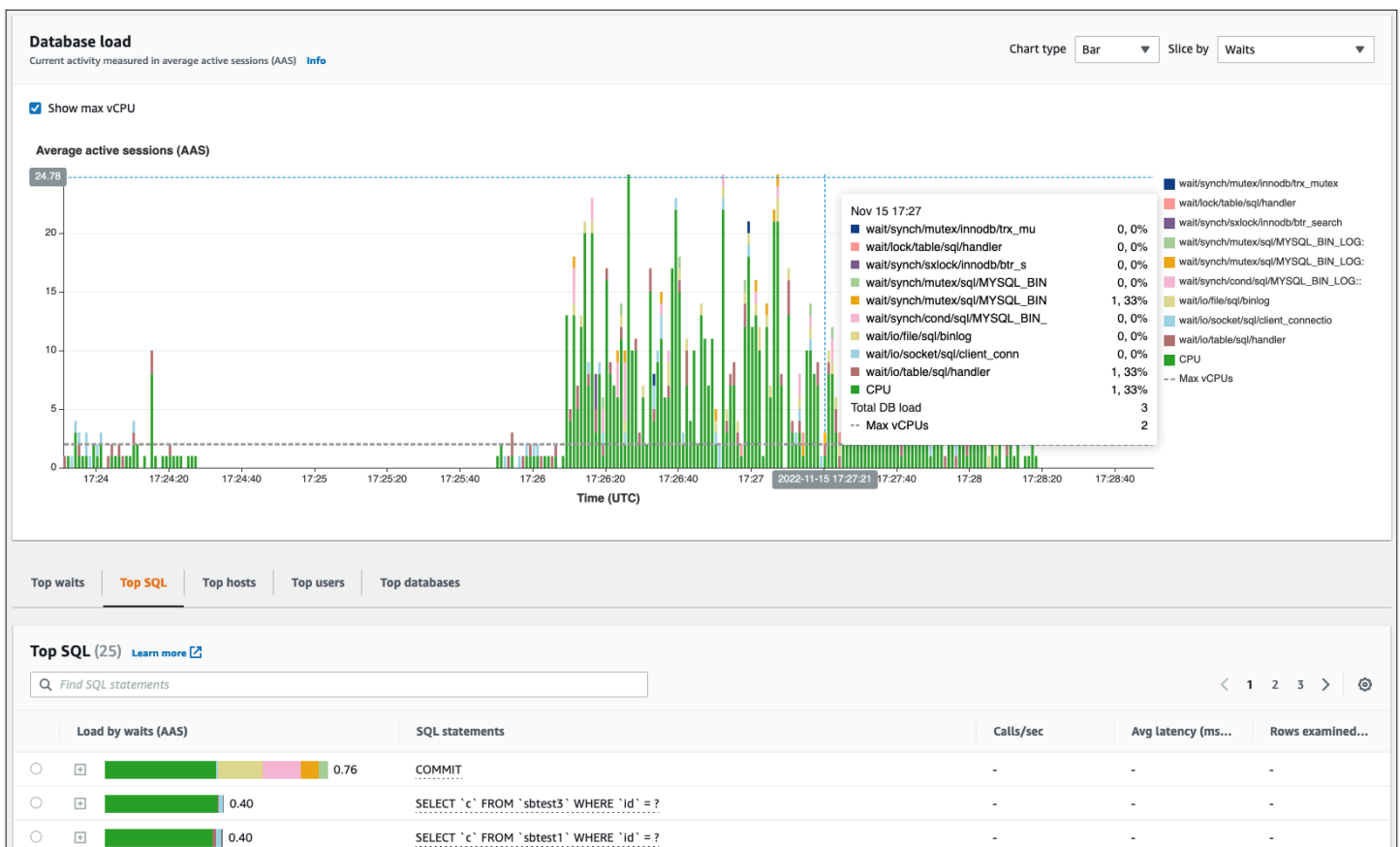
## Performance Insights metrics for DB instances

Performance Insights monitors different types of metrics, as discussed in the following sections.

### Database load

Database load (DBLoad) is a key metric in Performance Insights that measures the level of activity in your database. It is collected every second and automatically published to Amazon CloudWatch. It represents the activity of the DB instance in average active sessions (AAS), which are the number of sessions that are concurrently running SQL queries. The DBLoad metric is different from other time-series metrics, because it can be interpreted by using any of these five dimensions: waits, SQL, hosts, users, and databases. These dimensions are subcategories of the DBLoad metric. You can use them as *slice by* categories to represent different characteristics of the database load. For a detailed description of how we compute the database load, see [Database load](#) in the Amazon RDS documentation.

The following screen illustration shows the Performance Insights tool.



## Dimensions

- Wait events* are conditions that a database session waits for a resource or another operation to complete in order to continue its processing. If you run an SQL statement such as `SELECT * FROM big_table` and if this table is much bigger than the allocated InnoDB buffer pool, your session will most likely wait for `wait/io/file/innodb/innodb_data_file` wait events, which are caused by physical I/O operations on the data file. Wait events are an important dimension for database monitoring, because they indicate possible performance bottlenecks. Wait events indicate the resources and operations that the SQL statements you're running within sessions spend the most time waiting for. For example, the `wait/synch/mutex/innodb/trx_sys_mutex` event occurs when there is high database activity with a large number of transactions, and the `wait/synch/mutex/innodb/buf_pool_mutex` event occurs when a thread has acquired a lock on the InnoDB buffer pool to access a page in memory. For information about all MySQL and MariaDB wait events, see [Wait Event Summary Tables](#) in the MySQL documentation. To understand how to interpret instrument names, see [Performance Schema Instrument Naming Conventions](#) in the MySQL documentation.

- *SQL* shows which SQL statements are contributing the most to the total database load. The **Top dimensions** table, which is located under the **Database load** chart in Amazon RDS Performance Insights, is interactive. You can obtain a detailed list of wait events associated with the SQL statement by clicking the bar in the **Load by waits (AAS)** column. When you select an SQL statement in the list, Performance Insights displays the associated wait events in the **Database load** chart and the SQL statement text in the **SQL text** section. SQL statistics are displayed on the right side of the **Top dimensions** table.
- *Hosts* show the host names of the connected clients. This dimension helps you identify which client hosts are sending most of the load to the database.
- *Users* group the DB load by users who are logged in to the database.
- *Databases* group the DB load by the name of the database the client is connected to.

## Counter metrics

Counter metrics are cumulative metrics whose values can only increase or reset to zero when the DB instance restarts. The value of a counter metric cannot be reduced to its previous value. These metrics represent a single, monotonically increasing counter.

- [Native counters](#) are metrics that are defined by the database engine and not by Amazon RDS. For example:
  - `SQL.Innodb_rows_inserted` represents the number of rows inserted into InnoDB tables.
  - `SQL.Select_scan` represents the number of joins that completed a full scan of the first table.
  - `Cache.Innodb_buffer_pool_reads` represents the number of logical reads that the InnoDB engine couldn't retrieve from the buffer pool and had to read directly from disk.
  - `Cache.Innodb_buffer_pool_read_requests` represents the number of logical read requests.

For definitions of all native metrics, see [Server Status Variables](#) in the MySQL documentation.

- [Non-native counters](#) are defined by Amazon RDS. You can obtain these metrics either by using a specific query or derive them by using two or more native metrics in calculations. Non-native counter metrics can represent latencies, ratios, or hit rates. For example:
  - `Cache.innoDB_buffer_pool_hits` represents the number of read operations that InnoDB could retrieve from the buffer pool without utilizing the disk. It is calculated from the native counter metrics as follows:

```
db.Cache.Innodb_buffer_pool_read_requests - db.Cache.Innodb_buffer_pool_reads
```

- `I0.innoDB_datafile_writes_to_disk` represents the number of InnoDB data file write operations to disk. It captures only operations on data files—not doublewrite or redo logging write operations. It is calculated as follows:

```
db.I0.Innodb_data_writes - db.I0.Innodb_log_writes - db.I0.Innodb_dblwr_writes
```

You can visualize DB instance metrics directly in the Performance Insights dashboard. Choose **Manage Metrics**, choose the **Database metrics** tab, and then select the metrics of interest, as shown in the following illustration.

### Select metrics shown on the graph ✕

OS metrics (0)
Database metrics (6)
Clear all selections

▼ SQL

<input type="checkbox"/> Com_analyze	<input type="checkbox"/> Com_optimize
<input type="checkbox"/> Com_select	<input type="checkbox"/> Innodb_rows_inserted
<input type="checkbox"/> Innodb_rows_deleted	<input type="checkbox"/> Innodb_rows_updated
<input type="checkbox"/> Innodb_rows_read	<input type="checkbox"/> Questions
<input checked="" type="checkbox"/> Queries	<input type="checkbox"/> Select_full_join
<input type="checkbox"/> Select_full_range_join	<input type="checkbox"/> Select_range
<input type="checkbox"/> Select_range_check	<input checked="" type="checkbox"/> Select_scan
<input type="checkbox"/> Slow_queries	<input type="checkbox"/> Sort_merge_passes
<input type="checkbox"/> Sort_range	<input type="checkbox"/> Sort_rows
<input checked="" type="checkbox"/> Sort_scan	<input type="checkbox"/> innodb_rows_changed

▼ Locks

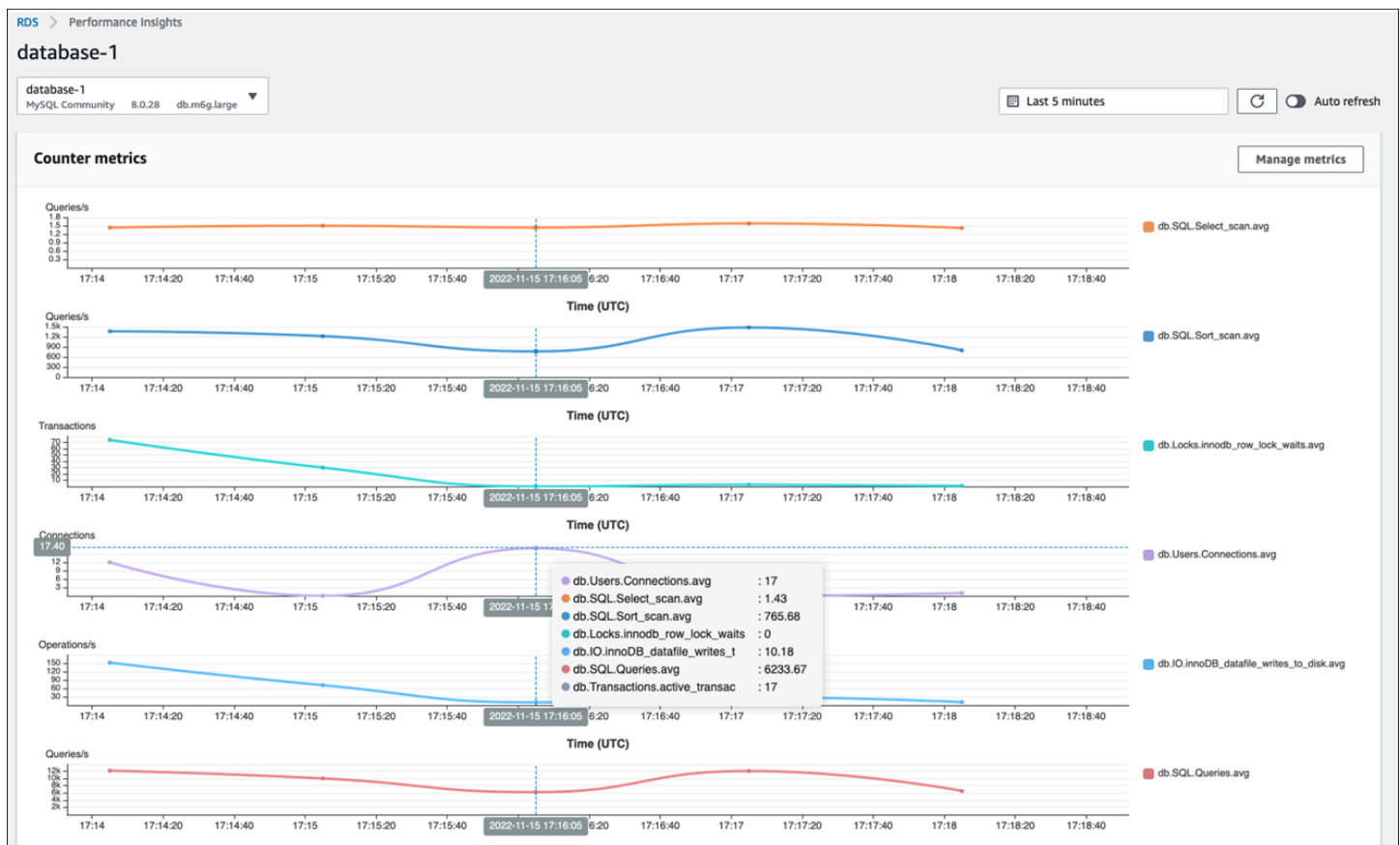
<input type="checkbox"/> Innodb_row_lock_time	<input checked="" type="checkbox"/> innodb_row_lock_waits
<input type="checkbox"/> innodb_deadlocks	<input type="checkbox"/> innodb_lock_timeouts
<input type="checkbox"/> Table_locks_immediate	<input type="checkbox"/> Table_locks_waited

▼ Users

<input checked="" type="checkbox"/> Connections	<input type="checkbox"/> Aborted_clients
<input type="checkbox"/> Aborted_connects	<input type="checkbox"/> Threads_running
<input type="checkbox"/> Threads_created	<input type="checkbox"/> Threads_connected

Cancel
Update graph

Choose the **Update graph** button to display the metrics you selected, as shown in the following illustration.



## SQL statistics

Performance Insights gathers performance-related metrics about SQL queries for each second that a query is running and for each SQL call. In general, Performance Insights collects [SQL statistics](#) at the statement and digest levels. However, for MariaDB and MySQL DB instances, statistics are collected only at the digest level.

- Digest statistics is a composite metric of all queries that have the same pattern but eventually have different literal values. The digest replaces specific literal values with a variable; for example:

```
SELECT department_id, department_name FROM departments WHERE location_id = ?
```

- There are metrics that represent statistics *per second* for each digested SQL statement. For example, `sql_tokenized.stats.count_star_per_sec` represents calls per second (that is, how many times per second the SQL statement has been run).

- Performance Insights also includes metrics that provide *per call* statistics for an SQL statement. For example, `sql_tokenized.stats.sum_timer_wait_per_call` shows the average latency of the SQL statement per call, in milliseconds.

SQL statistics are available in the Performance Insights dashboard, in the **Top SQL** tab of the **Top dimensions** table.

Load by waits (AAS)	SQL statements	Calls/sec	Avg laten...	Rows exa...
< 0.01	INSERT INTO `sbtest3` (`k`, `c`, `pad`) VALUES (...)/^, ...*/	3.50	0.10	0.00
< 0.01	INSERT INTO `sbtest1` (`k`, `c`, `pad`) VALUES (...)/^, ...*/	3.15	1.30	0.00
< 0.01	INSERT INTO `sbtest5` (`k`, `c`, `pad`) VALUES (...)/^, ...*/	5.53	1.00	0.00

## CloudWatch metrics for DB instances

Amazon CloudWatch also contains metrics that Amazon RDS publishes automatically. The metrics that reside in the AWS/RDS namespace are *instance-level metrics*, which refers to the Amazon RDS (service) instance (that is, the isolated database environment running in the cloud) rather than the DB instance in the strict sense of the [mysqld](#) process. Therefore, most of those [default metrics](#) fall under the category of OS metrics, in the strict definition of the term. Examples include: CPUUtilization, WriteIOPS, SwapUsage, and others. Nevertheless, there are some DB instance metrics that are applicable to MariaDB and MySQL:

- BinLogDiskUsage – The amount of disk space occupied by binary logs.
- DatabaseConnections – The number of client network connections to the DB instance.
- ReplicaLag – The amount of time a read replica DB instance lags behind the source DB instance.

## Publishing Performance Insights metrics to CloudWatch

Amazon RDS Performance Insights monitors most of the DB instance metrics and dimensions and makes them available through the [Performance Insights dashboard](#) on the AWS Management Console. This dashboard is well-suited for database troubleshooting and root cause analysis.

However, it is not possible to create alarms in Performance Insights for performance-related metrics. If you want to create alarms based on Performance Insights metrics, those metrics must be in CloudWatch.

Performance Insights [automatically publishes metrics to CloudWatch](#). You can query the same data from Performance Insights, but having the metrics in CloudWatch makes it easy to add CloudWatch alarms and add the metrics to existing CloudWatch dashboards. [Counters](#) are operating system and database performance metrics such as `os.memory.free` or `db.Locks.Innodb_row_lock_time`. The OS metrics collection depends on the Enhanced Monitoring setting. If Enhanced Monitoring is turned off, OS metrics are collected once every minute. If Enhanced Monitoring is turned on, OS metrics are collected for the selected time period. For more information, see [Turning Enhanced Monitoring on and off](#) in the Amazon RDS documentation.

Performance Insights lets you [export the preconfigured or custom metrics dashboard](#) for your DB instance to CloudWatch. You can export the metrics dashboard as a new dashboard or add it to an existing CloudWatch dashboard. Exporting the Performance Insights metrics dashboard to the CloudWatch dashboard gives you a unified, holistic view of your system's health by providing an overview of metrics associated with various resources in your system, such as EC2 instances, Amazon Elastic File System (Amazon EFS) resources, and Elastic Load Balancing (ELB) resources, along with your DB instance metrics.

You can use the CloudWatch `DB_PERF_INSIGHTS` metric math function to query and create alarms and graphs based on Performance Insights metrics from CloudWatch. To create an alarm on a Performance Insights metric, follow the instructions in the [CloudWatch documentation](#). For example, if you want to trigger an alarm when the total active transactions in your DB instance reaches a specific threshold, follow the instructions on that page, use the following: `DB_PERF_INSIGHTS` math expression, and then choose **Apply**:

```
DB_PERF_INSIGHTS('RDS', 'db-BQ2TPYY7HG2GDFC7APMB3BVB3M',  
'db.Transactions.active_transactions.avg')
```

where `db-BQ2TPYY7HG2GDFC7APMB3BVB3M` is the resource ID of your DB instance. Specify the period (for example, 1 minute) and conditions (for example, greater than 1000). To finalize the creation of the alarm, configure alarm actions, add a name and description, and preview and create the alarm.

## OS monitoring

A DB instance in Amazon RDS for MySQL or MariaDB runs on the Linux operating system, which uses underlying system resources: CPU, memory, network and storage.

```
MySQL [(none)]> SHOW variables LIKE 'version%';
+-----+-----+
| Variable_name | Value |
+-----+-----+
| version       | 8.0.28 |
| version_comment | Source distribution |
| version_compile_machine | aarch64 |
| version_compile_os | Linux |
| version_compile_zlib | 1.2.11 |
+-----+-----+
5 rows in set (0.00 sec)
```

The overall performance of your database and the underlying operating system strongly depend on the utilization of system resources. For example, the CPU is the key component to the performance of your system, because it runs the database software instructions and manages other system resources. If the CPU is over-utilized (that is, if the load requires more CPU power than was provisioned for your DB instance), this issue would impact the performance and the stability of your database and consequently your application.

The database engine dynamically allocates and frees memory. When there is not enough memory in the RAM to do the current work, the system writes memory pages to the swap memory, which resides on the disk. Because the disk is much slower than memory, even if the disk is based on SSD NVMe technology, excessive allocation of memory leads to performance degradation. High memory utilization causes increased latency of database responses, because the size of a page file grows to support additional memory. If the memory allocation is so high that it depletes both the RAM and the swap memory spaces, the database service might become unavailable and users could observe errors such as [ERROR] mysqld: Out of memory (Needed xyz bytes).

MySQL and MariaDB database management systems utilize the storage subsystem, which consists of disks that store [on-disk structures](#) such as tables, indexes, binary logs, redo logs, undo logs, and doublewrite buffer files. Therefore, the database, in contrast to other types of software, must perform a lot of disk activity. For the optimal operation of your database, it is important that you monitor and tune the disk I/O utilization and the disk space allocation. Database performance can

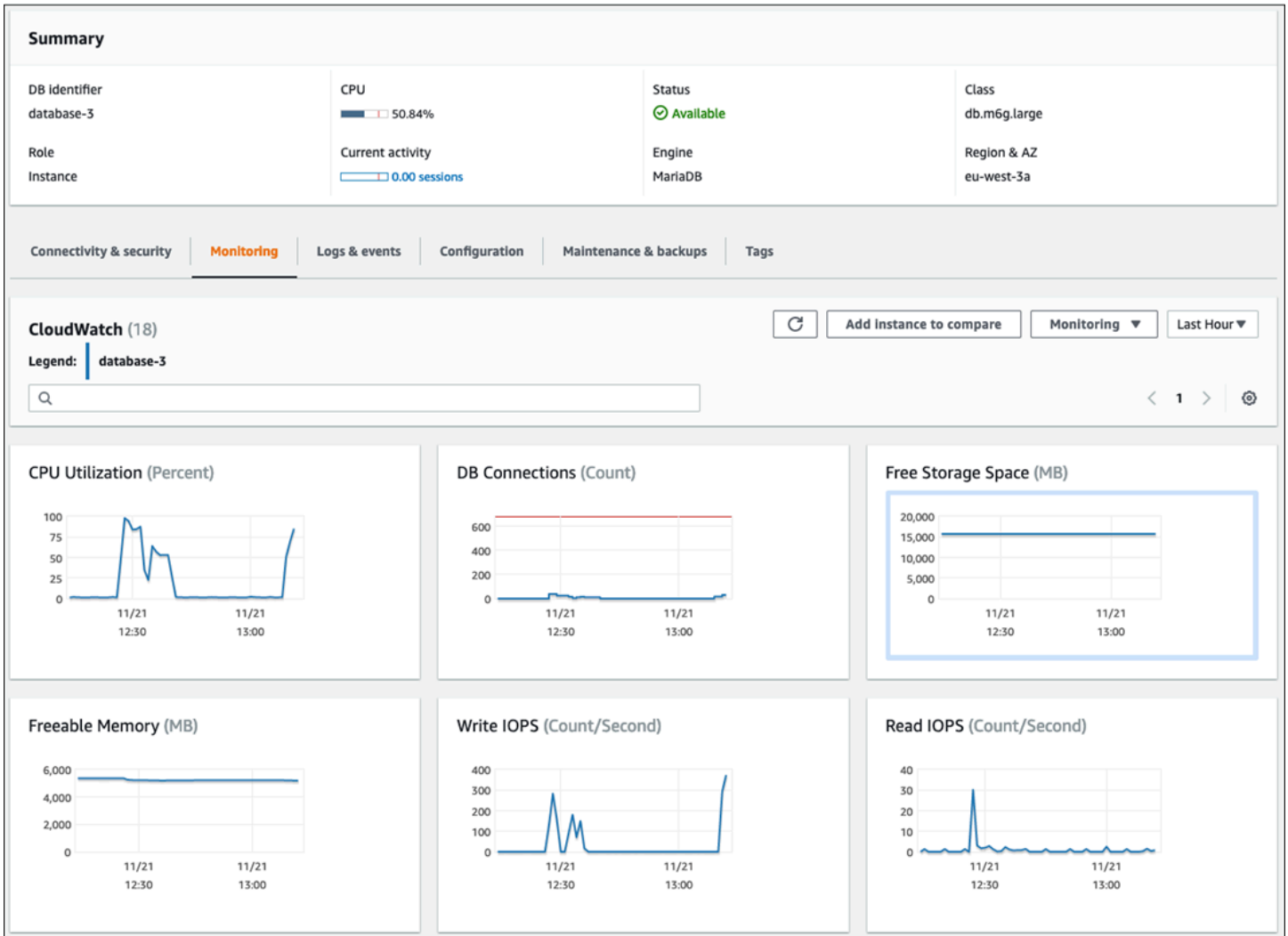
be affected when the database hits the limitations of maximum IOPS or throughput supported by the disk. For example, bursts of random access caused by an index scan might cause a large number of I/O operations per second, which eventually might hit the limitations of the underlying storage. Full table scans might not hit the IOPS limit, but they could cause high throughput that's measured in megabytes per second. It is critical to monitor and generate alerts on disk space allocation, because errors such as `OS error code 28: No space left on device` can cause unavailability and corruption of the database.

Amazon RDS provides metrics in real time for the operating system that your DB instance runs on. Amazon RDS automatically publishes one set of OS metrics to CloudWatch. Those metrics are available to you for display and analysis in the Amazon RDS console and the CloudWatch dashboards, and you can set alarms on the selected metrics in CloudWatch. Examples include:

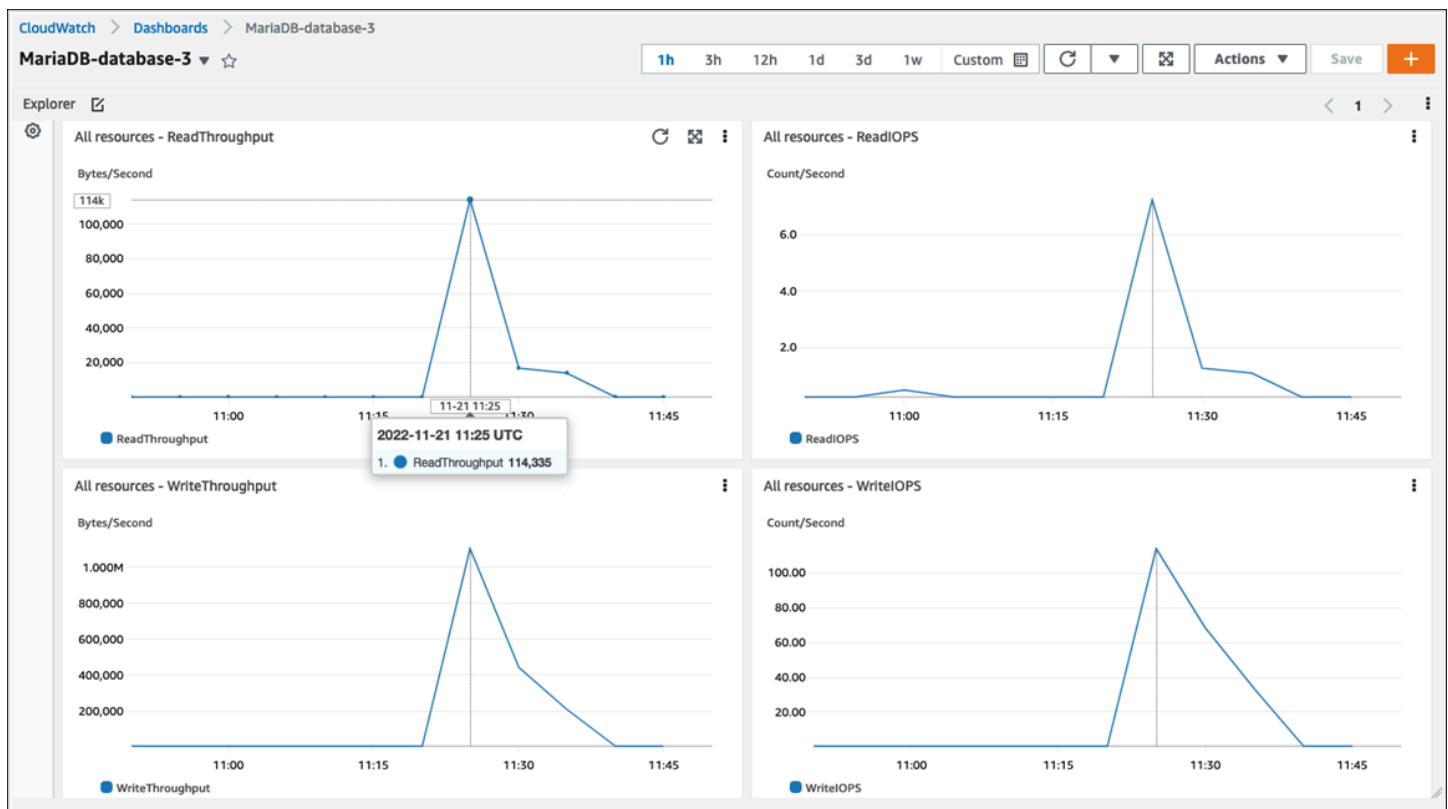
- `CPUUtilization` – The percentage of CPU utilization.
- `BinLogDiskUsage` – The amount of disk space that's occupied by binary logs.
- `FreeableMemory` – The amount of available random access memory. This represents the value of the `MemAvailable` field of `/proc/meminfo`.
- `ReadIOPS` – The average number of disk read I/O operations per second.
- `WriteThroughput` – The average number of bytes written to disk per second for local storage.
- `NetworkTransmitThroughput` – The outgoing network traffic on the DB node, which combines both the database traffic and Amazon RDS traffic used for monitoring and replication.

For a complete reference of all metrics that are published by Amazon RDS to CloudWatch, see [Amazon CloudWatch metrics for Amazon RDS](#) in the Amazon RDS documentation.

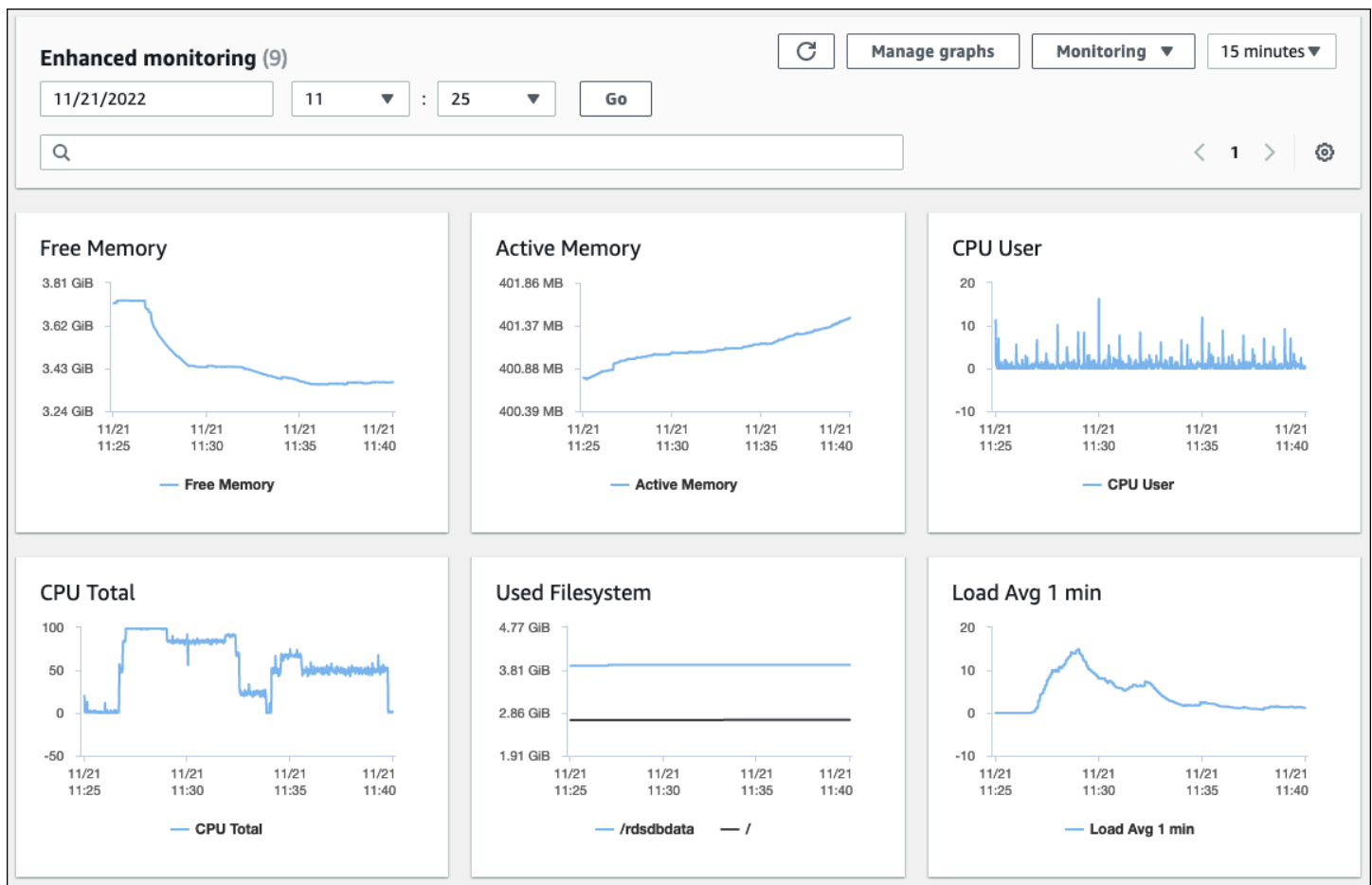
The following chart shows examples of CloudWatch metrics for Amazon RDS that are displayed on the Amazon RDS console.



The following chart shows similar metrics displayed in the CloudWatch dashboard.



The other set of OS metrics is collected by [Enhanced Monitoring](#) for Amazon RDS. This tool gives you deeper visibility into the health of your Amazon RDS for MariaDB and Amazon RDS for MySQL DB instances, by providing real-time system metrics and OS process information. When you [enable Enhanced Monitoring](#) on your DB instance and set the desired granularity, the tool collects the operating system metrics and process information, which you can display and analyze on the [Amazon RDS console](#), as shown in the following screen.



Some of the key metrics provided by Enhanced Monitoring are:

- `cpuUtilization.total` – The total percentage of the CPU in use.
- `cpuUtilization.user` – The percentage of CPU in use by user programs.
- `memory.active` – The amount of assigned memory, in kilobytes.
- `memory.cached` – The amount of memory used for caching file system-based I/O.
- `loadAverageMinute.one` – The number of processes that requested CPU time during the last minute.

For a complete list of metrics, see [OS metrics in Enhanced Monitoring](#) in the Amazon RDS documentation.

On the Amazon RDS console, the OS process list provides details for each process that's running in your DB instance. The list is organized into three sections:

- **OS processes** – This section represents an aggregated summary of all kernel and system processes. These processes generally have minimal impact on database performance.
- **RDS processes** – This section represents a summary of the AWS processes that are required to support an Amazon RDS DB instance. For example, it includes the Amazon RDS management agent, monitoring and diagnostics processes, and similar processes.
- **RDS child processes** – This section represents a summary of the Amazon RDS processes that support the DB instance—in this case, the `mysqld` process and its threads. The `mysqld` threads appear nested beneath the parent `mysqld` process.

The following screen illustration shows the OS process list in the Amazon RDS console.

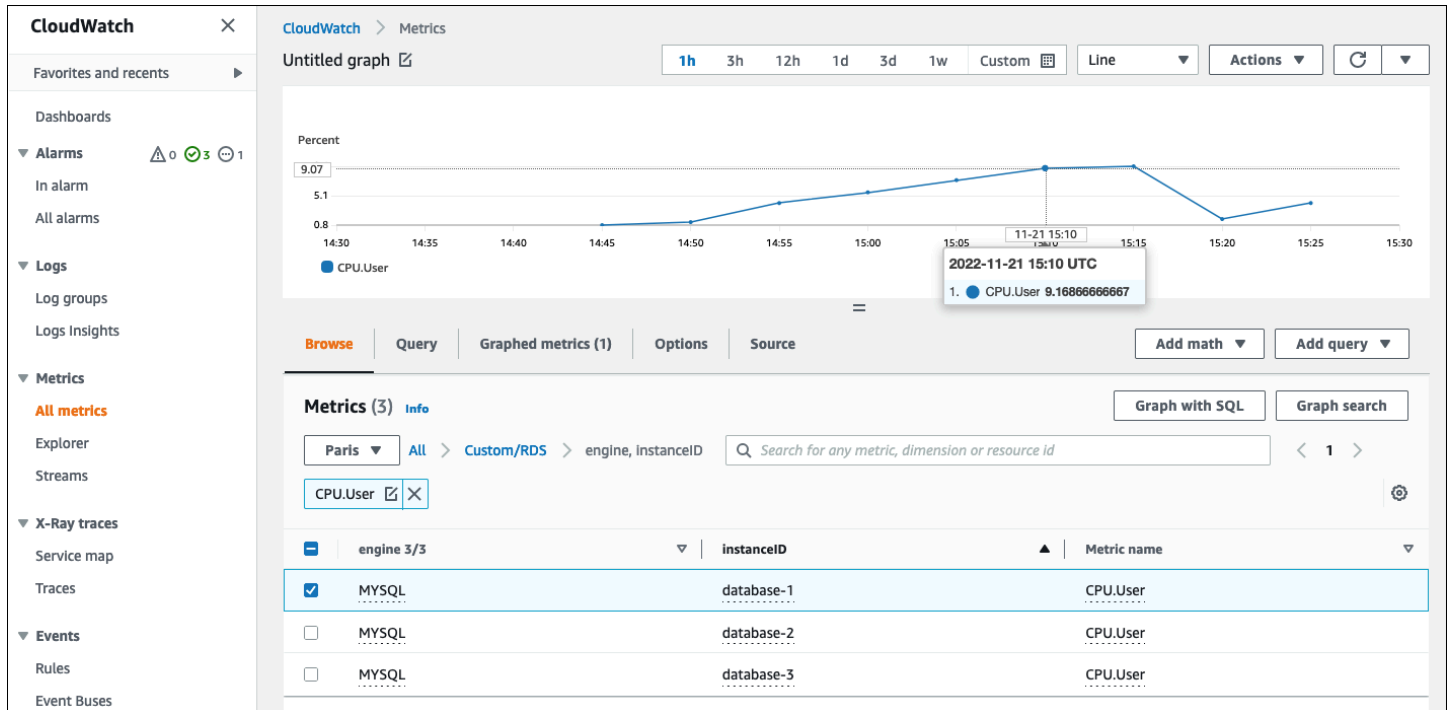
NAME	VIRT	RES	CPU%	MEM%	VMLIMIT
OS processes	1.41 GiB	106.72 MB	0.1	1.36	
RDS processes	6.18 GiB	458.25 MB	7.6	5.84	
mysqld [723]†	7.59 GiB	1.8 GiB	0	23.51	unlimited
mysqld [733]†			0		
mysqld [734]†			0		
mysqld [735]†			0		
mysqld [736]†			0		
mysqld [737]†			0		
mysqld [738]†			0		
mysqld [739]†			0		

Amazon RDS delivers the metrics from Enhanced Monitoring into your CloudWatch Logs account. The monitoring data that is shown on the Amazon RDS console is retrieved from CloudWatch Logs. You can also [retrieve the metrics for a DB instance as a log stream](#) from CloudWatch Logs. These metrics are stored in JSON format. You can consume the Enhanced Monitoring JSON output from CloudWatch Logs in a monitoring system of your choice.

In order to display graphs on the CloudWatch dashboard and create alarms that would initiate an action if a metric breaches the defined threshold, you must create metric filters in CloudWatch

from CloudWatch Logs. For detailed instructions, see the [AWS re:Post article](#) on how to filter Enhanced Monitoring CloudWatch Logs to generate automated custom metrics for Amazon RDS.

The following example illustrates the custom metric `CPU.User` in the `Custom/RDS` namespace. This custom metric is created by filtering the `cpuUtilization.user` Enhanced Monitoring metric from CloudWatch Logs.



When the metric is available in the CloudWatch repository, you can display and analyze it in CloudWatch dashboards, apply further math and query operations, and set an alarm to monitor this specific metric and generate alerts if the observed values are not in line with the defined alarm conditions.

# Events, logs, and audit trails

Monitoring [DB instance metrics](#) and [OS metrics](#), analyzing the trends and comparing metrics to baseline values, and generating alerts when values breach defined thresholds are all necessary and best practices that help you achieve and maintain the reliability, availability, performance, and security of your Amazon RDS DB instances. However, a complete solution must also monitor database events, log files, and audit trails of MySQL and MariaDB databases.

## Sections

- [Amazon RDS events](#)
- [Database logs](#)
- [Audit trails](#)

## Amazon RDS events

An *Amazon RDS event* indicates a change in the Amazon RDS environment. For example, when the DB instance status changes from *Starting* to *Available*, Amazon RDS generates the event RDS-EVENT-0088 The DB instance has been started. Amazon RDS delivers events to Amazon EventBridge in near real time. You can access events through the Amazon RDS console, the AWS CLI command [describe-events](#), or the Amazon RDS API operation [DescribeEvents](#). The following screen illustration shows events and logs displayed on the Amazon RDS console.

Connectivity & security
Monitoring
Logs & events
Configuration
Maintenance & backups
Tags

### CloudWatch alarms (3)

↻
Edit alarm
Create alarm

< 1 > ⚙️

	Name	▲	State	▼	More options
<input type="radio"/>	ApplicationInsights/RDS-DBS/AWS/RDS/CPUUtilization/database-1/		OK		<a href="#">view</a>
<input type="radio"/>	ApplicationInsights/RDS-DBS/AWS/RDS/ReadLatency/database-1/		OK		<a href="#">view</a>
<input type="radio"/>	ApplicationInsights/RDS-DBS/AWS/RDS/WriteLatency/database-1/		OK		<a href="#">view</a>

### Recent events (9)

↻

< 1 2 > ⚙️

Time	System notes
November 28, 2022, 14:31 (UTC+01:00)	Backing up DB instance
November 28, 2022, 14:32 (UTC+01:00)	Finished DB Instance backup
November 28, 2022, 16:30 (UTC+01:00)	Applying modification to database instance class
November 28, 2022, 16:32 (UTC+01:00)	DB instance shutdown
November 28, 2022, 16:35 (UTC+01:00)	DB instance restarted

### Logs (14)

↻
View
Watch
Download

< 1 2 3 > ⚙️

	Name	▲	Last written	▼	Logs
<input type="radio"/>	error/mysql-error-running.log		November 28, 2022, 17:00 (UTC+01:00)		0 bytes
<input type="radio"/>	error/mysql-error-running.log.2022-11-28.16		November 28, 2022, 16:40 (UTC+01:00)		3.3 kB
<input type="radio"/>	error/mysql-error.log		November 29, 2022, 11:20 (UTC+01:00)		0 bytes
<input type="radio"/>	mysqlUpgrade		October 10, 2022, 17:05 (UTC+02:00)		1 kB

Amazon RDS emits different types of events, including DB instance events, DB parameter group events, DB security group events, DB snapshot events, RDS Proxy events, and blue/green deployment events. The information includes:

- Source name and source type; for example: "SourceIdentifier": "database-1", "SourceType": "db-instance"
- Date and time of the event; for example: "Date": "2022-12-01T09:20:28.595000+00:00"
- Message associated with the event; for example: "Message": "Finished updating DB parameter group"
- Event category; for example: "EventCategories": ["configuration change"]

For a complete reference, see [Amazon RDS event categories and event messages](#) in the Amazon RDS documentation.

We recommend that you monitor Amazon RDS events, because these events indicate status changes in the availability of DB instances, configuration changes, read replica status changes, backup and recovery events, failover actions, failure events, modifications to security groups, and many other notifications. For example, if you have set up a read replica DB instance to provide enhanced performance and durability for your database, we recommend that you monitor Amazon RDS events for the *read replica* event category associated with DB instances. This is because events such as RDS-EVENT-0057 Replication on the read replica was terminated indicate that your read replica is no longer synchronizing with the primary DB instance. A notification to the responsible team that such an event has happened could help timely mitigation of the issue. Amazon EventBridge and additional AWS services, such as AWS Lambda, Amazon Simple Queue Service (Amazon SQS), and Amazon Simple Notification Service (Amazon SNS), can help you automate responses to system events such as database availability issues or resource changes.

On the Amazon RDS console, you can retrieve events from the past 24 hours. If you use the AWS CLI or the Amazon RDS API to view events, you can retrieve events from the past 14 days by using the **describe-events** command as follows.

```
$ aws rds describe-events --source-identifier database-1 --source-type db-instance
{
  "Events": [
    {
      "SourceIdentifier": "database-1",
      "SourceType": "db-instance",
```

```
    "Message": "CloudWatch Logs Export enabled for logs [audit, error, general,
slowquery]",
    "EventCategories": [],
    "Date": "2022-12-01T09:20:28.595000+00:00",
    "SourceArn": "arn:aws:rds:eu-west-3:111122223333:db:database-1"
  },
  {
    "SourceIdentifier": "database-1",
    "SourceType": "db-instance",
    "Message": "Finished updating DB parameter group",
    "EventCategories": [
      "configuration change"
    ],
    "Date": "2022-12-01T09:22:40.413000+00:00",
    "SourceArn": "arn:aws:rds:eu-west-3:111122223333:db:database-1"
  }
]
```

If you want to store events for the long term, either until the specified expiration period or permanently, you can use [CloudWatch Logs](#) to log the information about the events that were generated by Amazon RDS. To implement this solution, you can use an Amazon SNS topic to receive Amazon RDS event notifications and then call a Lambda function to log the event in CloudWatch Logs.

1. Create a Lambda function that will be called on the event and log the information from the event to CloudWatch Logs. CloudWatch Logs is integrated with Lambda and provides a convenient way to log event information, by using the **print** function to stdout.
2. Create an SNS topic with a subscription to a Lambda function (set **Protocol** to Lambda), and set the **Endpoint** to the Amazon Resource Name (ARN) of the Lambda function that you created in the previous step.
3. Configure your SNS topic to receive Amazon RDS event notifications. For detailed instructions, see the [AWS re:Post article](#) on how to get your Amazon SNS topic to receive Amazon RDS notifications.
4. On the Amazon RDS console, create a new event subscription. Set **Target** to the ARN, and then select the SNS topic you previously created. Set **Source type** and **Event categories to include** according to your requirements. For more information, see [Subscribing to Amazon RDS event notification](#) in the Amazon RDS documentation.

## Database logs

MySQL and MariaDB databases generate logs that you can access for auditing and troubleshooting. Those logs are:

- [Audit](#) – The audit trail is a set of records that log the server's activity. For each client session, it records who connected to the server (user name and host), which queries were run, which tables were accessed, and which server variables were changed.
- [Error](#) – This log contains the server's (mysqld) startup and shutdown times, and diagnostic messages such as errors, warnings, and notes that occur during server startup and shutdown, and while the server is running.
- [General](#) – This log records the activity of mysqld, including the connect and disconnect activity for each client, and SQL queries received from clients. The general query log can be very useful when you suspect an error and want to know exactly what the client sent to mysqld.
- [Slow query](#) – This log provides a record of SQL queries that took a long time to perform.

As a best practice, you should [publish database logs from Amazon RDS to Amazon CloudWatch Logs](#). With CloudWatch Logs, you can perform real-time analysis of the log data, store the data in highly durable storage, and manage the data with the CloudWatch Logs agent. You can [access and watch your database logs](#) from the Amazon RDS console. You can also use CloudWatch Logs Insights to interactively search and analyze your log data in CloudWatch Logs. The following example illustrates a query on the audit log that checks how many times CONNECT events appear in the log, who connected, and which client (IP address) they connected from. The excerpt from the audit log could look like this:

```
20221201 14:07:05,ip-10-22-1-51,rdsadmin,localhost,821,0,CONNECT,,0,SOCKET
20221201 14:07:05,ip-10-22-1-51,rdsadmin,localhost,821,0,DISCONNECT,,0,SOCKET
20221201 14:12:20,ip-10-22-1-51,rdsadmin,localhost,822,0,CONNECT,,0,SOCKET
20221201 14:12:20,ip-10-22-1-51,rdsadmin,localhost,822,0,DISCONNECT,,0,SOCKET
20221201 14:17:35,ip-10-22-1-51,rdsadmin,localhost,823,0,CONNECT,,0,SOCKET
20221201 14:17:35,ip-10-22-1-51,rdsadmin,localhost,823,0,DISCONNECT,,0,SOCKET
20221201 14:22:50,ip-10-22-1-51,rdsadmin,localhost,824,0,CONNECT,,0,SOCKET
20221201 14:22:50,ip-10-22-1-51,rdsadmin,localhost,824,0,DISCONNECT,,0,SOCKET
```

The example Log Insights query shows that rdsadmin connected to the database from localhost every 5 minutes, for a total of 22 times, as shown in the following illustration. These

results indicate that the activity originated from internal Amazon RDS processes such as the monitoring system itself.

CloudWatch > Logs Insights

### Logs Insights

Select log groups, and then run a query or [choose a sample query](#).

5m
30m
1h
3h
12h
Custom

Select log group(s)
▼

/aws/rds/instance/database-1/audit ✕

```

1  fields @timestamp, @message
2  | filter @message like /(?!)(CONNECT)/
3  | parse @message '*,*,*' as @instance,@user
4  | parse @message /(?!<@ip>\d{1,3}\.\d{1,3}\.\d{1,3}\.\d{1,3})/
5  | stats count() AS counter by @user, @ip
6  | sort by @user desc, @counter desc
7  | limit 50
                
```

Run query
Cancel
Save
History

Queries are allowed to run for up to 15 minutes.

Logs
Visualization

Export results ▼

Add to dashboard

Showing 1 of 22 records matched ⓘ Hide histogram

22 records (2.3 kB) scanned in 3.2s @ 6 records/s (746.057 B/s)

#	@user	@ip	counter
▼ 1	rdsadmin		22
<b>Field Value</b>			
	@ip		
	@user	rdsadmin	
	counter	22	

Log events frequently include important messages that you want to count, such as warnings or errors about operations associated with MySQL and MariaDB DB instances. For example, if an operation fails, an error may occur and be recorded to the error log file as follows: `ERROR 1114 (HY000): The table zip_codes is full`. You might want to monitor these entries to understand the trend of your errors. You can [create custom CloudWatch metrics from Amazon RDS logs by using filters](#) to enable automatic monitoring of Amazon RDS database logs to monitor a specific log for specific patterns, and to generate an alarm if there are violations of expected behavior. [For example](#), create a metric filter for the log group `/aws/rds/instance/database-1/error` that would monitor the error log and search for the [specific pattern](#), such as `ERROR`. Set the **Filter Pattern** to `ERROR` and **Metric Value** to `1`. The filter will detect every log record that has the keyword `ERROR`, and it will increment the count by `1` for every log event that contains "ERROR". After you create the filter, you can set an alarm to notify you in case errors are detected in the MySQL or MariaDB error log.

To learn more about monitoring the slow query log and error log by creating a CloudWatch dashboard and using CloudWatch Logs Insights, see the blog post [Creating an Amazon CloudWatch dashboard to monitor Amazon RDS and Amazon Aurora MySQL](#).

## Audit trails

The audit trail (or audit log) provides a security-relevant, chronological record of events in your AWS account. It includes events for Amazon RDS, which provide documentary evidence of the sequence of activities that have affected your database or your cloud environment. In Amazon RDS for MySQL or MariaDB, using the audit trail involves:

- Monitoring the DB instance audit log
- Monitoring Amazon RDS API calls in AWS CloudTrail

For an Amazon RDS DB instance, the objectives of auditing typically include:

- Enabling accountability for the following:
  - Modifications performed on the parameter or security configuration
  - Actions performed in a database schema, table, or row, or actions that affect specific content
- Intrusion detection and investigation
- Suspicious activity detection and investigation

- Detection of authorization problems; for example, to identify access rights abuses by regular or privileged users

The database audit trail tries to answer these typical questions: *Who viewed or modified sensitive data inside your database? When did this happen? Where did a specific user access the data from? Did privileged users abuse their unlimited access rights?*

Both MySQL and MariaDB implement the DB instance audit trail feature by using the MariaDB Audit Plugin. This plugin records database activity such as users logging on to the database and queries running against the database. The record of database activity is stored in a log file. To access the audit log, the DB instance must use a custom option group with the `MARIADB_AUDIT_PLUGIN` option. For more information, see [MariaDB Audit Plugin support for MySQL](#) in the Amazon RDS documentation. The records in the audit log are stored in a specific format, as defined by the plugin. You can find more details about the audit log format in the [MariaDB Server documentation](#).

The AWS Cloud audit trail for your AWS account is provided by the [AWS CloudTrail](#) service. CloudTrail captures API calls for Amazon RDS as events. All Amazon RDS actions are logged. CloudTrail provides a record of actions in Amazon RDS performed by a user, role, or another AWS service. Events include actions taken in the AWS Management Console, AWS CLI, and AWS SDKs and APIs.

## Example

In a typical audit scenario, you might need to combine AWS CloudTrail trails with the database audit log and Amazon RDS events monitoring. For example, you might have a scenario where the database parameters of your Amazon RDS DB instance (for example, `database-1`) have been modified and your task is to identify who did the modification, what was changed, and when the change happened.

To accomplish the task, follow these steps:

1. List the Amazon RDS events that happened to the database instance `database-1` and determine whether there is an event in the category `configuration change` that has the message `Finished updating DB parameter group`.

```
$ aws rds describe-events --source-identifier database-1 --source-type db-instance
{
```

```
"Events": [
  {
    "SourceIdentifier": "database-1",
    "SourceType": "db-instance",
    "Message": "Finished updating DB parameter group",
    "EventCategories": [
      "configuration change"
    ],
    "Date": "2022-12-01T09:22:40.413000+00:00",
    "SourceArn": "arn:aws:rds:eu-west-3:111122223333:db:database-1"
  }
]
```

## 2. Identify which DB parameter group the DB instance is using:

```
$ aws rds describe-db-instances --db-instance-identifier database-1 --query
'DBInstances[*].[DBInstanceIdentifier,Engine,DBParameterGroups]'
[
  [
    "database-1",
    "mariadb",
    [
      {
        "DBParameterGroupName": "mariadb10-6-test",
        "ParameterApplyStatus": "pending-reboot"
      }
    ]
  ]
]
```

## 3. [Use the AWS CLI to search for CloudTrail events](#) in the Region where database-1 is deployed, in the time period around the Amazon RDS event discovered in step 1, and where EventName=ModifyDBParameterGroup.

```
$ aws cloudtrail --region eu-west-3 lookup-events --lookup-attributes
AttributeKey=EventName,AttributeValue=ModifyDBParameterGroup --start-time
"2022-12-01, 09:00 AM" --end-time "2022-12-01, 09:30 AM"

{
  "eventVersion": "1.08",
  "userIdentity": {
    "accountId": "111122223333",
```

```
"accessKeyId": "AKIAIOSFODNN7EXAMPLE",
"sessionContext": {
  "sessionIssuer": {
    "type": "Role",
    "principalId": "AIDACKCEVSQ6C2EXAMPLE",
    "arn": "arn:aws:iam::111122223333:role/Role1",
    "accountId": "111122223333",
    "userName": "User1"
  }
},
"eventTime": "2022-12-01T09:18:19Z",
"eventSource": "rds.amazonaws.com",
"eventName": "ModifyDBParameterGroup",
"awsRegion": "eu-west-3",
"sourceIPAddress": "AWS Internal",
"userAgent": "AWS Internal",
"requestParameters": {
  "parameters": [
    {
      "isModifiable": false,
      "applyMethod": "pending-reboot",
      "parameterName": "innodb_log_buffer_size",
      "parameterValue": "8388612"
    },
    {
      "isModifiable": false,
      "applyMethod": "pending-reboot",
      "parameterName": "innodb_write_io_threads",
      "parameterValue": "8"
    }
  ],
  "dbParameterGroupName": "mariadb10-6-test"
},
"responseElements": {
  "dbParameterGroupName": "mariadb10-6-test"
},
"requestID": "fdf19353-de72-4d3d-bf29-751f375b6378",
"eventID": "0bba7484-0e46-4e71-93a8-bd01ca8386fe",
"eventType": "AwsApiCall",
"managementEvent": true,
"recipientAccountId": "111122223333",
"eventCategory": "Management",
```

```
"sessionCredentialFromConsole": "true"  
}
```

The CloudTrail event reveals that User1 with role Role1 from AWS account 111122223333 modified the DB parameter group mariadb10-6-test, which was used by the DB instance database-1 on 2022-12-01 at 09:18:19 h. Two parameters were modified and set to the following values:

- innodb\_log\_buffer\_size = 8388612
- innodb\_write\_io\_threads = 8

## Additional CloudTrail and CloudWatch Logs features

You can troubleshoot operational and security incidents over the past 90 days by viewing **Event history** on the CloudTrail console. To extend the retention period and take advantage of additional query capabilities, you can use [AWS CloudTrail Lake](#). With AWS CloudTrail Lake, you can keep event data in an event data store for up to seven years. Additionally, the service supports complex SQL queries that offer a deeper and more customizable view of events than the views provided by simple key-value lookups in **Event history**.

To monitor your audit trails, set alarms, and get notifications when specific activity occurs, you need to [configure CloudTrail to send its trail records to CloudWatch Logs](#). After the trail records are stored as CloudWatch Logs, you can define metric filters to evaluate log events to match terms, phrases, or values, and assign metrics to metric filters. Furthermore, you can create CloudWatch alarms that are generated according to thresholds and time periods that you specify. For example, you can configure alarms that send notifications to responsible teams, so they can take the appropriate action. You can also configure CloudWatch to automatically perform an action in response to an alarm.

# Alerting

Alerts are one of the most important information sources when it comes to the security, availability, performance, and reliability of your IT infrastructure and IT services. They notify and inform your IT teams about ongoing security threats, outages, performance issues, or system failures.

The Information Technology Infrastructure Library (ITIL), specifically IT service management (ITSM) practices, set automated alerting at the focal point of monitoring and event management and incident management best practices.

Incident alerting is when monitoring tools generate alerts to notify your team and automated tools (for items that are automatically actionable) about changes, high-risk actions, or failures in the IT environment. IT alerts are the first line of defense against system outages or changes that can turn into major incidents. By automatically monitoring systems and generating alerts for outages and risky changes, IT teams can minimize downtime and reduce the high cost that comes with it.

As best practices, the AWS Well-Architected Framework prescribes that you [use monitoring to generate alarm-based notifications](#), and [monitor and alarm proactively](#). Use CloudWatch or a third-party monitoring service to set alarms that indicate when metrics are outside of expected boundaries.

The purpose of alert management is to establish efficient, standardized procedures for handling IT-related events and incidents through logging, classification, action definition and implementation, closure, and post-incident review activities.

## Sections

- [CloudWatch alarms](#)
- [EventBridge rules](#)
- [Specifying actions, enabling, and disabling alarms](#)

## CloudWatch alarms

When you operate your Amazon RDS DB instances, you want to monitor and generate alerts on different kinds of metrics, events, and traces. For MySQL and MariaDB databases, the critical sources of information are [DB instance metrics](#), [OS metrics](#), [events, logs, and audit trails](#). We

recommend that you use [CloudWatch alarms](#) to watch a single metric over a time period that you specify.

The following example illustrates how you can set an alarm that watches the CPUUtilization metric (percentage of CPU utilization) on all your Amazon RDS DB instances. You configure the alarm to be triggered if the CPU utilization on any DB instance is greater than 80 percent for the evaluation period of 5 minutes.

The screenshot shows the 'Specify metric and conditions' step in the AWS CloudWatch console. The page is divided into two main sections: 'Metric' and 'Conditions'.

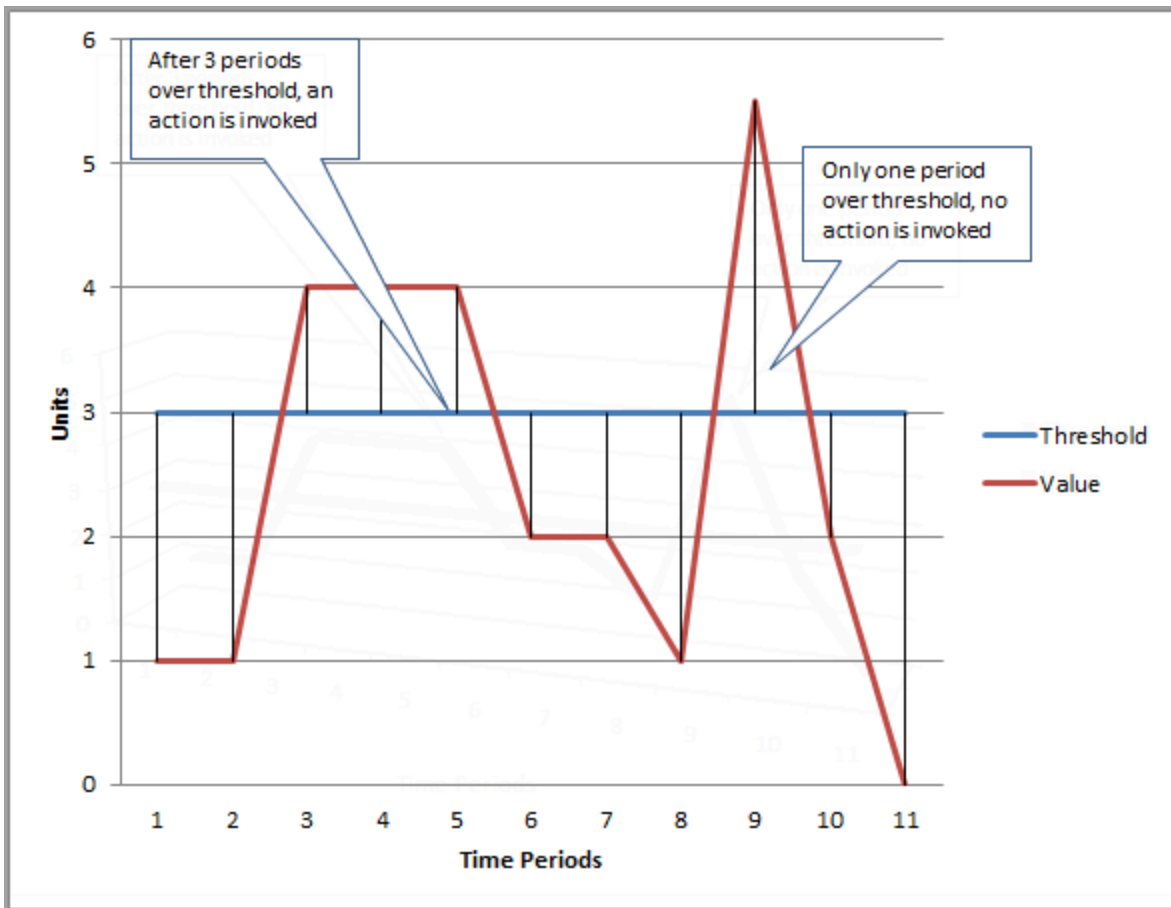
**Metric Section:**

- Metric:** A line graph showing CPUUtilization over time. The y-axis is labeled 'Percent' with values 9.75, 10.11, and 10.47. The x-axis shows times 12:00, 13:00, and 14:00. A blue line represents the CPUUtilization metric. An 'Edit' button is in the top right.
- Graph:** Text below the graph: 'This alarm will trigger when the blue line goes above the red line for 1 datapoints within 5 minutes.'
- Configuration Form (highlighted with a red box):**
  - Namespace:** AWS/RDS
  - Metric name:** CPUUtilization
  - Statistic:** Average
  - Period:** 5 minutes

**Conditions Section:**

- Threshold type:** Two options are shown: 'Static' (selected) and 'Anomaly detection'.
- Whenever CPUUtilization is...:** Four options are shown: 'Greater' (selected), 'Greater/Equal', 'Lower/Equal', and 'Lower'.
- than...:** A text input field contains the value '80'. Below it, it says 'Must be a number'.

This means that the alarm goes into the ALARM state if any of your databases experiences a high CPU utilization (over 80 percent) for 5 minutes or more. The alarm remains in the OK state if the CPU occasionally bursts to over 80 percent utilization for a short period of time, and then drops again below the threshold. The following graph illustrates this logic.



CloudWatch alarms support metric and composite alarms.

- A *metric alarm* watches a single CloudWatch metric and can perform mathematical expressions on the metric. A metric alarm can send Amazon SNS messages, which, in turn, can take one or more actions based on the value of the metric relative to a given threshold over a number of time periods.
- A *composite alarm* is based on a rule expression, which evaluates the states of multiple alarms and goes into the ALARM state only if all conditions of the rule are met. Composite alarms are typically used to reduce the number of unnecessary alerts. For example, you might have a composite alarm that contains several metric alarms that are configured never to take actions. The composite alarm would send an alert when all the individual metric alarms in the composite are already in the ALARM

CloudWatch alarms can watch only CloudWatch metrics. If you want to create an alarm based on the error, slow query, or general logs, you must create CloudWatch metrics from the logs. You can accomplish that as discussed earlier in the [OS monitoring](#) and [Events, logs, and audit trails](#) sections, by using filters to [create metrics from log events](#). Similarly, to alert on Enhanced Monitoring metrics, you must create metric filters in CloudWatch from CloudWatch Logs.

## EventBridge rules

[Amazon RDS events](#) are delivered to Amazon EventBridge, and you can use [EventBridge rules](#) to react to those events. For example, you can create EventBridge rules that would notify you and take an action if one specific DB instance stops or starts up, as the following screen shows.

The screenshot displays the Amazon EventBridge console interface. On the left, a navigation sidebar includes sections for Developer resources, Buses, Pipes, and Integration. The main area is titled 'Rules' and contains a 'Select event bus' dropdown menu currently set to 'default'. Below this, a section titled 'Rules (2/17)' shows a search bar with 'rds' and '2 matches'. A table lists the following rules:

Name	Status	Type	Description
rds-shutdown-database-3	Enabled	Standard	
rds-startup-database-3	Enabled	Standard	

The rule that detects The DB instance has been stopped event has the Amazon RDS event ID RDS-EVENT-0087, so you set the Event Pattern property of the rule to:

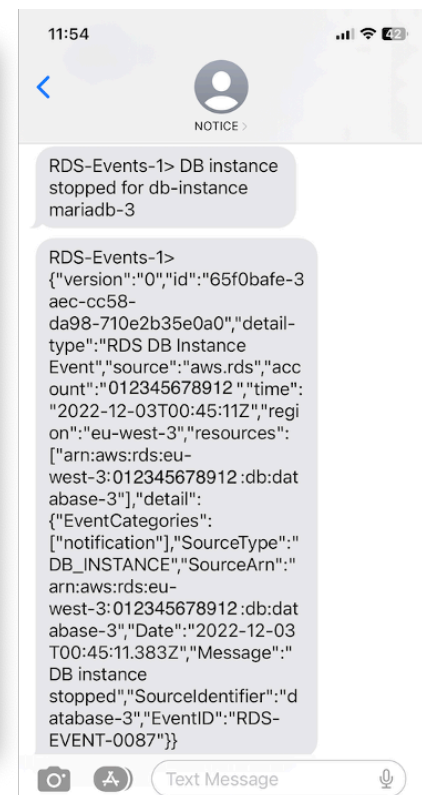
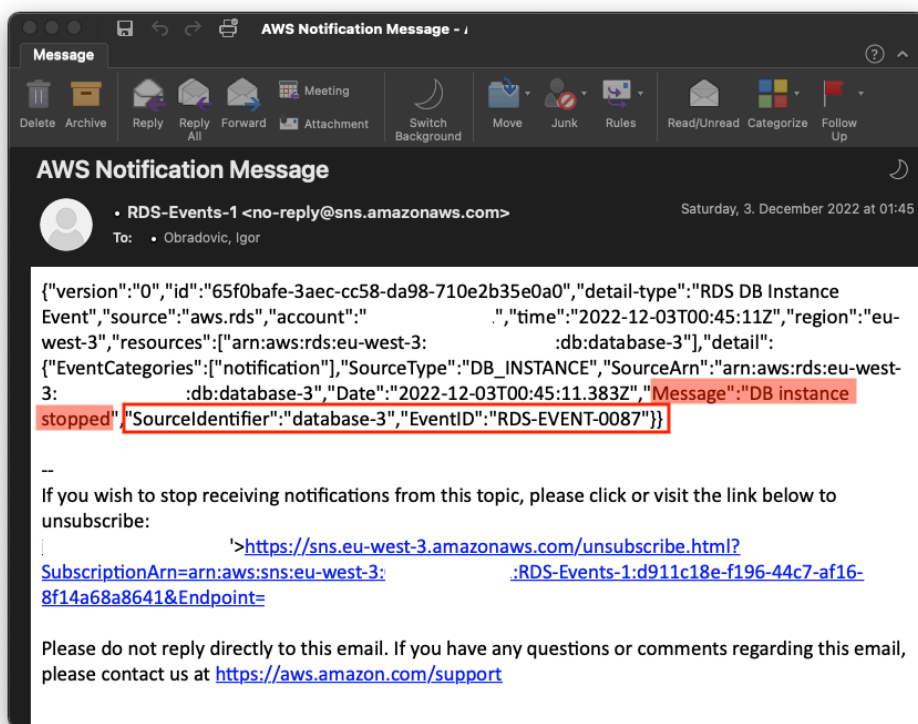
```
{
  "source": ["aws.rds"],
  "detail-type": ["RDS DB Instance Event"],
  "detail": {
    "SourceArn": ["arn:aws:rds:eu-west-3:111122223333:db:database-3"],
```

```

"EventID": ["RDS-EVENT-0087"]
}
}

```

This rule monitors the DB instance database-3 only, and watches for the RDS-EVENT-0087 event. When EventBridge detects the event, it sends the event to a resource or endpoint, known as a [target](#). This is where you can specify the action you want to take if the Amazon RDS instance shuts down. You can send the event to many possible targets, including an SNS topic, an Amazon Simple Queue Service (Amazon SQS) queue, an AWS Lambda function, AWS Systems Manager Automation, an AWS Batch job, Amazon API Gateway, and many others. For example, you might create an SNS topic that will send a notification email and SMS, and assign that SNS topic as the target of the EventBridge rule. If the Amazon RDS DB instance database-3 has been stopped, Amazon RDS delivers the event RDS-EVENT-0087 to EventBridge, where it gets detected. EventBridge then calls the target, which is the SNS topic. The SNS topic is configured to send an email (as shown in the following illustration) and an SMS.



## Specifying actions, enabling, and disabling alarms

You can use a CloudWatch alarm to specify what actions the alarm should take when it changes between the OK, ALARM, and INSUFFICIENT\_DATA states. CloudWatch has built-in integration

with SNS topics and several additional action categories that are not applicable to Amazon RDS metrics, such as Amazon Elastic Compute Cloud (Amazon EC2) actions or Amazon EC2 Auto Scaling group actions. EventBridge is generally used to write rules and define targets that take actions when the alarm is triggered for Amazon RDS metrics. CloudWatch sends events to EventBridge every time a CloudWatch alarm changes its state. You can use these alarm state change events to trigger an event target in EventBridge. For more information, see [Alarm events and EventBridge](#) in the CloudWatch documentation.

You might also need to manage alarms; for example, to automatically disable an alarm during planned configuration change or tests, and then re-enable the alarm when the planned action is over. For example, if you have a planned, scheduled database software upgrade that requires downtime, and you have alarms that will be activated if the database becomes unavailable, you can disable and enable alarms by using the API actions [DisableAlarmActions](#) and [EnableAlarmActions](#), or the [disable-alarm-actions](#) and [enable-alarm-actions](#) commands in the AWS CLI. You can also view the alarm's history on the CloudWatch console or by using the [DescribeAlarmHistory](#) API action or the [describe-alarm-history](#) command in the AWS CLI. CloudWatch preserves alarm history for two weeks. On the CloudWatch console, you can choose the **Favorites and recents** menu in the navigation pane to set and access your favorite and most recently visited alarms.

## Next steps and resources

For more information about migrating your relational databases to the AWS Cloud, see the following strategy on the AWS Prescriptive Guidance website:

- [Migration strategy for relational databases](#)

You can explore database migration patterns in [AWS Prescriptive Guidance](#) for step-by-step instructions regarding your specific relational databases running in the AWS Cloud, including tasks related to monitoring, migration, and data management.

For additional resources, see the following:

- [Amazon Relational Database Service User Guide](#)
- [Amazon CloudWatch User Guide](#)
- [Amazon RDS FAQs](#)
- [Performance Insights FAQs](#)
- [Deliver Amazon RDS Performance Insights counter metrics to a third-party Application Performance Monitoring service provider using Amazon CloudWatch Metrics Stream](#) (AWS blog post)
- [Creating an Amazon CloudWatch dashboard to monitor Amazon RDS and Amazon Aurora MySQL](#) (AWS blog post)
- [Tuning Amazon RDS for MySQL with Performance Insights](#) (AWS blog post)

## Document history

The following table describes significant changes to this guide. If you want to be notified about future updates, you can subscribe to an [RSS feed](#).

Change	Description	Date
<a href="#">Updated information about Performance Insights</a>	Updated the <a href="#">section about publishing Performance Insights metrics to CloudWatch</a> with the latest information.	March 11, 2025
<a href="#">Updated information about exporters</a>	Updated the <a href="#">information about exporters</a> and added guidelines for choosing an exporter.	June 13, 2024
<a href="#">Initial publication</a>	—	June 30, 2023

# AWS Prescriptive Guidance glossary

The following are commonly used terms in strategies, guides, and patterns provided by AWS Prescriptive Guidance. To suggest entries, please use the **Provide feedback** link at the end of the glossary.

## Numbers

### 7 Rs

Seven common migration strategies for moving applications to the cloud. These strategies build upon the 5 Rs that Gartner identified in 2011 and consist of the following:

- **Refactor/re-architect** – Move an application and modify its architecture by taking full advantage of cloud-native features to improve agility, performance, and scalability. This typically involves porting the operating system and database. Example: Migrate your on-premises Oracle database to the Amazon Aurora PostgreSQL-Compatible Edition.
- **Replatform (lift and reshape)** – Move an application to the cloud, and introduce some level of optimization to take advantage of cloud capabilities. Example: Migrate your on-premises Oracle database to Amazon Relational Database Service (Amazon RDS) for Oracle in the AWS Cloud.
- **Repurchase (drop and shop)** – Switch to a different product, typically by moving from a traditional license to a SaaS model. Example: Migrate your customer relationship management (CRM) system to Salesforce.com.
- **Rehost (lift and shift)** – Move an application to the cloud without making any changes to take advantage of cloud capabilities. Example: Migrate your on-premises Oracle database to Oracle on an EC2 instance in the AWS Cloud.
- **Relocate (hypervisor-level lift and shift)** – Move infrastructure to the cloud without purchasing new hardware, rewriting applications, or modifying your existing operations. You migrate servers from an on-premises platform to a cloud service for the same platform. Example: Migrate a Microsoft Hyper-V application to AWS.
- **Retain (revisit)** – Keep applications in your source environment. These might include applications that require major refactoring, and you want to postpone that work until a later time, and legacy applications that you want to retain, because there's no business justification for migrating them.

- **Retire** – Decommission or remove applications that are no longer needed in your source environment.

## A

### ABAC

See [attribute-based access control](#).

### abstracted services

See [managed services](#).

### ACID

See [atomicity, consistency, isolation, durability](#).

### active-active migration

A database migration method in which the source and target databases are kept in sync (by using a bidirectional replication tool or dual write operations), and both databases handle transactions from connecting applications during migration. This method supports migration in small, controlled batches instead of requiring a one-time cutover. It's more flexible but requires more work than [active-passive migration](#).

### active-passive migration

A database migration method in which the source and target databases are kept in sync, but only the source database handles transactions from connecting applications while data is replicated to the target database. The target database doesn't accept any transactions during migration.

### aggregate function

A SQL function that operates on a group of rows and calculates a single return value for the group. Examples of aggregate functions include SUM and MAX.

### AI

See [artificial intelligence](#).

### AIOps

See [artificial intelligence operations](#).

## anonymization

The process of permanently deleting personal information in a dataset. Anonymization can help protect personal privacy. Anonymized data is no longer considered to be personal data.

## anti-pattern

A frequently used solution for a recurring issue where the solution is counter-productive, ineffective, or less effective than an alternative.

## application control

A security approach that allows the use of only approved applications in order to help protect a system from malware.

## application portfolio

A collection of detailed information about each application used by an organization, including the cost to build and maintain the application, and its business value. This information is key to [the portfolio discovery and analysis process](#) and helps identify and prioritize the applications to be migrated, modernized, and optimized.

## artificial intelligence (AI)

The field of computer science that is dedicated to using computing technologies to perform cognitive functions that are typically associated with humans, such as learning, solving problems, and recognizing patterns. For more information, see [What is Artificial Intelligence?](#)

## artificial intelligence operations (AIOps)

The process of using machine learning techniques to solve operational problems, reduce operational incidents and human intervention, and increase service quality. For more information about how AIOps is used in the AWS migration strategy, see the [operations integration guide](#).

## asymmetric encryption

An encryption algorithm that uses a pair of keys, a public key for encryption and a private key for decryption. You can share the public key because it isn't used for decryption, but access to the private key should be highly restricted.

## atomicity, consistency, isolation, durability (ACID)

A set of software properties that guarantee the data validity and operational reliability of a database, even in the case of errors, power failures, or other problems.

## attribute-based access control (ABAC)

The practice of creating fine-grained permissions based on user attributes, such as department, job role, and team name. For more information, see [ABAC for AWS](#) in the AWS Identity and Access Management (IAM) documentation.

## authoritative data source

A location where you store the primary version of data, which is considered to be the most reliable source of information. You can copy data from the authoritative data source to other locations for the purposes of processing or modifying the data, such as anonymizing, redacting, or pseudonymizing it.

## Availability Zone

A distinct location within an AWS Region that is insulated from failures in other Availability Zones and provides inexpensive, low-latency network connectivity to other Availability Zones in the same Region.

## AWS Cloud Adoption Framework (AWS CAF)

A framework of guidelines and best practices from AWS to help organizations develop an efficient and effective plan to move successfully to the cloud. AWS CAF organizes guidance into six focus areas called perspectives: business, people, governance, platform, security, and operations. The business, people, and governance perspectives focus on business skills and processes; the platform, security, and operations perspectives focus on technical skills and processes. For example, the people perspective targets stakeholders who handle human resources (HR), staffing functions, and people management. For this perspective, AWS CAF provides guidance for people development, training, and communications to help ready the organization for successful cloud adoption. For more information, see the [AWS CAF website](#) and the [AWS CAF whitepaper](#).

## AWS Workload Qualification Framework (AWS WQF)

A tool that evaluates database migration workloads, recommends migration strategies, and provides work estimates. AWS WQF is included with AWS Schema Conversion Tool (AWS SCT). It analyzes database schemas and code objects, application code, dependencies, and performance characteristics, and provides assessment reports.

## B

### bad bot

A [bot](#) that is intended to disrupt or cause harm to individuals or organizations.

### BCP

See [business continuity planning](#).

### behavior graph

A unified, interactive view of resource behavior and interactions over time. You can use a behavior graph with Amazon Detective to examine failed logon attempts, suspicious API calls, and similar actions. For more information, see [Data in a behavior graph](#) in the Detective documentation.

### big-endian system

A system that stores the most significant byte first. See also [endianness](#).

### binary classification

A process that predicts a binary outcome (one of two possible classes). For example, your ML model might need to predict problems such as "Is this email spam or not spam?" or "Is this product a book or a car?"

### bloom filter

A probabilistic, memory-efficient data structure that is used to test whether an element is a member of a set.

### blue/green deployment

A deployment strategy where you create two separate but identical environments. You run the current application version in one environment (blue) and the new application version in the other environment (green). This strategy helps you quickly roll back with minimal impact.

### bot

A software application that runs automated tasks over the internet and simulates human activity or interaction. Some bots are useful or beneficial, such as web crawlers that index information on the internet. Some other bots, known as *bad bots*, are intended to disrupt or cause harm to individuals or organizations.

## botnet

Networks of [bots](#) that are infected by [malware](#) and are under the control of a single party, known as a *bot herder* or *bot operator*. Botnets are the best-known mechanism to scale bots and their impact.

## branch

A contained area of a code repository. The first branch created in a repository is the *main branch*. You can create a new branch from an existing branch, and you can then develop features or fix bugs in the new branch. A branch you create to build a feature is commonly referred to as a *feature branch*. When the feature is ready for release, you merge the feature branch back into the main branch. For more information, see [About branches](#) (GitHub documentation).

## break-glass access

In exceptional circumstances and through an approved process, a quick means for a user to gain access to an AWS account that they don't typically have permissions to access. For more information, see the [Implement break-glass procedures](#) indicator in the AWS Well-Architected guidance.

## brownfield strategy

The existing infrastructure in your environment. When adopting a brownfield strategy for a system architecture, you design the architecture around the constraints of the current systems and infrastructure. If you are expanding the existing infrastructure, you might blend brownfield and [greenfield](#) strategies.

## buffer cache

The memory area where the most frequently accessed data is stored.

## business capability

What a business does to generate value (for example, sales, customer service, or marketing). Microservices architectures and development decisions can be driven by business capabilities. For more information, see the [Organized around business capabilities](#) section of the [Running containerized microservices on AWS](#) whitepaper.

## business continuity planning (BCP)

A plan that addresses the potential impact of a disruptive event, such as a large-scale migration, on operations and enables a business to resume operations quickly.

## C

### CAF

See [AWS Cloud Adoption Framework](#).

### canary deployment

The slow and incremental release of a version to end users. When you are confident, you deploy the new version and replace the current version in its entirety.

### CCoE

See [Cloud Center of Excellence](#).

### CDC

See [change data capture](#).

### change data capture (CDC)

The process of tracking changes to a data source, such as a database table, and recording metadata about the change. You can use CDC for various purposes, such as auditing or replicating changes in a target system to maintain synchronization.

### chaos engineering

Intentionally introducing failures or disruptive events to test a system's resilience. You can use [AWS Fault Injection Service \(AWS FIS\)](#) to perform experiments that stress your AWS workloads and evaluate their response.

### CI/CD

See [continuous integration and continuous delivery](#).

### classification

A categorization process that helps generate predictions. ML models for classification problems predict a discrete value. Discrete values are always distinct from one another. For example, a model might need to evaluate whether or not there is a car in an image.

### client-side encryption

Encryption of data locally, before the target AWS service receives it.

## Cloud Center of Excellence (CCoE)

A multi-disciplinary team that drives cloud adoption efforts across an organization, including developing cloud best practices, mobilizing resources, establishing migration timelines, and leading the organization through large-scale transformations. For more information, see the [CCoE posts](#) on the AWS Cloud Enterprise Strategy Blog.

## cloud computing

The cloud technology that is typically used for remote data storage and IoT device management. Cloud computing is commonly connected to [edge computing](#) technology.

## cloud operating model

In an IT organization, the operating model that is used to build, mature, and optimize one or more cloud environments. For more information, see [Building your Cloud Operating Model](#).

## cloud stages of adoption

The four phases that organizations typically go through when they migrate to the AWS Cloud:

- Project – Running a few cloud-related projects for proof of concept and learning purposes
- Foundation – Making foundational investments to scale your cloud adoption (e.g., creating a landing zone, defining a CCoE, establishing an operations model)
- Migration – Migrating individual applications
- Re-invention – Optimizing products and services, and innovating in the cloud

These stages were defined by Stephen Orban in the blog post [The Journey Toward Cloud-First & the Stages of Adoption](#) on the AWS Cloud Enterprise Strategy blog. For information about how they relate to the AWS migration strategy, see the [migration readiness guide](#).

## CMDB

See [configuration management database](#).

## code repository

A location where source code and other assets, such as documentation, samples, and scripts, are stored and updated through version control processes. Common cloud repositories include GitHub or Bitbucket Cloud. Each version of the code is called a *branch*. In a microservice structure, each repository is devoted to a single piece of functionality. A single CI/CD pipeline can use multiple repositories.

## cold cache

A buffer cache that is empty, not well populated, or contains stale or irrelevant data. This affects performance because the database instance must read from the main memory or disk, which is slower than reading from the buffer cache.

## cold data

Data that is rarely accessed and is typically historical. When querying this kind of data, slow queries are typically acceptable. Moving this data to lower-performing and less expensive storage tiers or classes can reduce costs.

## computer vision (CV)

A field of [AI](#) that uses machine learning to analyze and extract information from visual formats such as digital images and videos. For example, Amazon SageMaker AI provides image processing algorithms for CV.

## configuration drift

For a workload, a configuration change from the expected state. It might cause the workload to become noncompliant, and it's typically gradual and unintentional.

## configuration management database (CMDB)

A repository that stores and manages information about a database and its IT environment, including both hardware and software components and their configurations. You typically use data from a CMDB in the portfolio discovery and analysis stage of migration.

## conformance pack

A collection of AWS Config rules and remediation actions that you can assemble to customize your compliance and security checks. You can deploy a conformance pack as a single entity in an AWS account and Region, or across an organization, by using a YAML template. For more information, see [Conformance packs](#) in the AWS Config documentation.

## continuous integration and continuous delivery (CI/CD)

The process of automating the source, build, test, staging, and production stages of the software release process. CI/CD is commonly described as a pipeline. CI/CD can help you automate processes, improve productivity, improve code quality, and deliver faster. For more information, see [Benefits of continuous delivery](#). CD can also stand for *continuous deployment*. For more information, see [Continuous Delivery vs. Continuous Deployment](#).

## CV

See [computer vision](#).

## D

### data at rest

Data that is stationary in your network, such as data that is in storage.

### data classification

A process for identifying and categorizing the data in your network based on its criticality and sensitivity. It is a critical component of any cybersecurity risk management strategy because it helps you determine the appropriate protection and retention controls for the data. Data classification is a component of the security pillar in the AWS Well-Architected Framework. For more information, see [Data classification](#).

### data drift

A meaningful variation between the production data and the data that was used to train an ML model, or a meaningful change in the input data over time. Data drift can reduce the overall quality, accuracy, and fairness in ML model predictions.

### data in transit

Data that is actively moving through your network, such as between network resources.

### data mesh

An architectural framework that provides distributed, decentralized data ownership with centralized management and governance.

### data minimization

The principle of collecting and processing only the data that is strictly necessary. Practicing data minimization in the AWS Cloud can reduce privacy risks, costs, and your analytics carbon footprint.

### data perimeter

A set of preventive guardrails in your AWS environment that help make sure that only trusted identities are accessing trusted resources from expected networks. For more information, see [Building a data perimeter on AWS](#).

## data preprocessing

To transform raw data into a format that is easily parsed by your ML model. Preprocessing data can mean removing certain columns or rows and addressing missing, inconsistent, or duplicate values.

## data provenance

The process of tracking the origin and history of data throughout its lifecycle, such as how the data was generated, transmitted, and stored.

## data subject

An individual whose data is being collected and processed.

## data warehouse

A data management system that supports business intelligence, such as analytics. Data warehouses commonly contain large amounts of historical data, and they are typically used for queries and analysis.

## database definition language (DDL)

Statements or commands for creating or modifying the structure of tables and objects in a database.

## database manipulation language (DML)

Statements or commands for modifying (inserting, updating, and deleting) information in a database.

## DDL

See [database definition language](#).

## deep ensemble

To combine multiple deep learning models for prediction. You can use deep ensembles to obtain a more accurate prediction or for estimating uncertainty in predictions.

## deep learning

An ML subfield that uses multiple layers of artificial neural networks to identify mapping between input data and target variables of interest.

## defense-in-depth

An information security approach in which a series of security mechanisms and controls are thoughtfully layered throughout a computer network to protect the confidentiality, integrity, and availability of the network and the data within. When you adopt this strategy on AWS, you add multiple controls at different layers of the AWS Organizations structure to help secure resources. For example, a defense-in-depth approach might combine multi-factor authentication, network segmentation, and encryption.

## delegated administrator

In AWS Organizations, a compatible service can register an AWS member account to administer the organization's accounts and manage permissions for that service. This account is called the *delegated administrator* for that service. For more information and a list of compatible services, see [Services that work with AWS Organizations](#) in the AWS Organizations documentation.

## deployment

The process of making an application, new features, or code fixes available in the target environment. Deployment involves implementing changes in a code base and then building and running that code base in the application's environments.

## development environment

See [environment](#).

## detective control

A security control that is designed to detect, log, and alert after an event has occurred. These controls are a second line of defense, alerting you to security events that bypassed the preventative controls in place. For more information, see [Detective controls](#) in *Implementing security controls on AWS*.

## development value stream mapping (DVSM)

A process used to identify and prioritize constraints that adversely affect speed and quality in a software development lifecycle. DVSM extends the value stream mapping process originally designed for lean manufacturing practices. It focuses on the steps and teams required to create and move value through the software development process.

## digital twin

A virtual representation of a real-world system, such as a building, factory, industrial equipment, or production line. Digital twins support predictive maintenance, remote monitoring, and production optimization.

## dimension table

In a [star schema](#), a smaller table that contains data attributes about quantitative data in a fact table. Dimension table attributes are typically text fields or discrete numbers that behave like text. These attributes are commonly used for query constraining, filtering, and result set labeling.

## disaster

An event that prevents a workload or system from fulfilling its business objectives in its primary deployed location. These events can be natural disasters, technical failures, or the result of human actions, such as unintentional misconfiguration or a malware attack.

## disaster recovery (DR)

The strategy and process you use to minimize downtime and data loss caused by a [disaster](#). For more information, see [Disaster Recovery of Workloads on AWS: Recovery in the Cloud](#) in the AWS Well-Architected Framework.

## DML

See [database manipulation language](#).

## domain-driven design

An approach to developing a complex software system by connecting its components to evolving domains, or core business goals, that each component serves. This concept was introduced by Eric Evans in his book, *Domain-Driven Design: Tackling Complexity in the Heart of Software* (Boston: Addison-Wesley Professional, 2003). For information about how you can use domain-driven design with the strangler fig pattern, see [Modernizing legacy Microsoft ASP.NET \(ASMX\) web services incrementally by using containers and Amazon API Gateway](#).

## DR

See [disaster recovery](#).

## drift detection

Tracking deviations from a baselined configuration. For example, you can use AWS CloudFormation to [detect drift in system resources](#), or you can use AWS Control Tower to [detect changes in your landing zone](#) that might affect compliance with governance requirements.

## DVSM

See [development value stream mapping](#).

# E

## EDA

See [exploratory data analysis](#).

## EDI

See [electronic data interchange](#).

## edge computing

The technology that increases the computing power for smart devices at the edges of an IoT network. When compared with [cloud computing](#), edge computing can reduce communication latency and improve response time.

## electronic data interchange (EDI)

The automated exchange of business documents between organizations. For more information, see [What is Electronic Data Interchange](#).

## encryption

A computing process that transforms plaintext data, which is human-readable, into ciphertext.

## encryption key

A cryptographic string of randomized bits that is generated by an encryption algorithm. Keys can vary in length, and each key is designed to be unpredictable and unique.

## endianness

The order in which bytes are stored in computer memory. Big-endian systems store the most significant byte first. Little-endian systems store the least significant byte first.

## endpoint

See [service endpoint](#).

## endpoint service

A service that you can host in a virtual private cloud (VPC) to share with other users. You can create an endpoint service with AWS PrivateLink and grant permissions to other AWS accounts or to AWS Identity and Access Management (IAM) principals. These accounts or principals can connect to your endpoint service privately by creating interface VPC endpoints. For more information, see [Create an endpoint service](#) in the Amazon Virtual Private Cloud (Amazon VPC) documentation.

## enterprise resource planning (ERP)

A system that automates and manages key business processes (such as accounting, [MES](#), and project management) for an enterprise.

## envelope encryption

The process of encrypting an encryption key with another encryption key. For more information, see [Envelope encryption](#) in the AWS Key Management Service (AWS KMS) documentation.

## environment

An instance of a running application. The following are common types of environments in cloud computing:

- development environment – An instance of a running application that is available only to the core team responsible for maintaining the application. Development environments are used to test changes before promoting them to upper environments. This type of environment is sometimes referred to as a *test environment*.
- lower environments – All development environments for an application, such as those used for initial builds and tests.
- production environment – An instance of a running application that end users can access. In a CI/CD pipeline, the production environment is the last deployment environment.
- upper environments – All environments that can be accessed by users other than the core development team. This can include a production environment, preproduction environments, and environments for user acceptance testing.

## epic

In agile methodologies, functional categories that help organize and prioritize your work. Epics provide a high-level description of requirements and implementation tasks. For example, AWS CAF security epics include identity and access management, detective controls, infrastructure security, data protection, and incident response. For more information about epics in the AWS migration strategy, see the [program implementation guide](#).

## ERP

See [enterprise resource planning](#).

## exploratory data analysis (EDA)

The process of analyzing a dataset to understand its main characteristics. You collect or aggregate data and then perform initial investigations to find patterns, detect anomalies, and check assumptions. EDA is performed by calculating summary statistics and creating data visualizations.

## F

### fact table

The central table in a [star schema](#). It stores quantitative data about business operations. Typically, a fact table contains two types of columns: those that contain measures and those that contain a foreign key to a dimension table.

### fail fast

A philosophy that uses frequent and incremental testing to reduce the development lifecycle. It is a critical part of an agile approach.

### fault isolation boundary

In the AWS Cloud, a boundary such as an Availability Zone, AWS Region, control plane, or data plane that limits the effect of a failure and helps improve the resilience of workloads. For more information, see [AWS Fault Isolation Boundaries](#).

### feature branch

See [branch](#).

## features

The input data that you use to make a prediction. For example, in a manufacturing context, features could be images that are periodically captured from the manufacturing line.

## feature importance

How significant a feature is for a model's predictions. This is usually expressed as a numerical score that can be calculated through various techniques, such as Shapley Additive Explanations (SHAP) and integrated gradients. For more information, see [Machine learning model interpretability with AWS](#).

## feature transformation

To optimize data for the ML process, including enriching data with additional sources, scaling values, or extracting multiple sets of information from a single data field. This enables the ML model to benefit from the data. For example, if you break down the "2021-05-27 00:15:37" date into "2021", "May", "Thu", and "15", you can help the learning algorithm learn nuanced patterns associated with different data components.

## few-shot prompting

Providing an [LLM](#) with a small number of examples that demonstrate the task and desired output before asking it to perform a similar task. This technique is an application of in-context learning, where models learn from examples (*shots*) that are embedded in prompts. Few-shot prompting can be effective for tasks that require specific formatting, reasoning, or domain knowledge. See also [zero-shot prompting](#).

## FGAC

See [fine-grained access control](#).

## fine-grained access control (FGAC)

The use of multiple conditions to allow or deny an access request.

## flash-cut migration

A database migration method that uses continuous data replication through [change data capture](#) to migrate data in the shortest time possible, instead of using a phased approach. The objective is to keep downtime to a minimum.

## FM

See [foundation model](#).

## foundation model (FM)

A large deep-learning neural network that has been training on massive datasets of generalized and unlabeled data. FMs are capable of performing a wide variety of general tasks, such as understanding language, generating text and images, and conversing in natural language. For more information, see [What are Foundation Models](#).

## G

### generative AI

A subset of [AI](#) models that have been trained on large amounts of data and that can use a simple text prompt to create new content and artifacts, such as images, videos, text, and audio. For more information, see [What is Generative AI](#).

### geo blocking

See [geographic restrictions](#).

### geographic restrictions (geo blocking)

In Amazon CloudFront, an option to prevent users in specific countries from accessing content distributions. You can use an allow list or block list to specify approved and banned countries. For more information, see [Restricting the geographic distribution of your content](#) in the CloudFront documentation.

### Gitflow workflow

An approach in which lower and upper environments use different branches in a source code repository. The Gitflow workflow is considered legacy, and the [trunk-based workflow](#) is the modern, preferred approach.

### golden image

A snapshot of a system or software that is used as a template to deploy new instances of that system or software. For example, in manufacturing, a golden image can be used to provision software on multiple devices and helps improve speed, scalability, and productivity in device manufacturing operations.

### greenfield strategy

The absence of existing infrastructure in a new environment. When adopting a greenfield strategy for a system architecture, you can select all new technologies without the restriction

of compatibility with existing infrastructure, also known as [brownfield](#). If you are expanding the existing infrastructure, you might blend brownfield and greenfield strategies.

## guardrail

A high-level rule that helps govern resources, policies, and compliance across organizational units (OUs). *Preventive guardrails* enforce policies to ensure alignment to compliance standards. They are implemented by using service control policies and IAM permissions boundaries. *Detective guardrails* detect policy violations and compliance issues, and generate alerts for remediation. They are implemented by using AWS Config, AWS Security Hub CSPM, Amazon GuardDuty, AWS Trusted Advisor, Amazon Inspector, and custom AWS Lambda checks.

## H

### HA

See [high availability](#).

### heterogeneous database migration

Migrating your source database to a target database that uses a different database engine (for example, Oracle to Amazon Aurora). Heterogeneous migration is typically part of a re-architecting effort, and converting the schema can be a complex task. [AWS provides AWS SCT](#) that helps with schema conversions.

### high availability (HA)

The ability of a workload to operate continuously, without intervention, in the event of challenges or disasters. HA systems are designed to automatically fail over, consistently deliver high-quality performance, and handle different loads and failures with minimal performance impact.

### historian modernization

An approach used to modernize and upgrade operational technology (OT) systems to better serve the needs of the manufacturing industry. A *historian* is a type of database that is used to collect and store data from various sources in a factory.

## holdout data

A portion of historical, labeled data that is withheld from a dataset that is used to train a [machine learning](#) model. You can use holdout data to evaluate the model performance by comparing the model predictions against the holdout data.

## homogeneous database migration

Migrating your source database to a target database that shares the same database engine (for example, Microsoft SQL Server to Amazon RDS for SQL Server). Homogeneous migration is typically part of a rehosting or replatforming effort. You can use native database utilities to migrate the schema.

## hot data

Data that is frequently accessed, such as real-time data or recent translational data. This data typically requires a high-performance storage tier or class to provide fast query responses.

## hotfix

An urgent fix for a critical issue in a production environment. Due to its urgency, a hotfix is usually made outside of the typical DevOps release workflow.

## hypercure period

Immediately following cutover, the period of time when a migration team manages and monitors the migrated applications in the cloud in order to address any issues. Typically, this period is 1–4 days in length. At the end of the hypercure period, the migration team typically transfers responsibility for the applications to the cloud operations team.

## I

## laC

See [infrastructure as code](#).

## identity-based policy

A policy attached to one or more IAM principals that defines their permissions within the AWS Cloud environment.

## idle application

An application that has an average CPU and memory usage between 5 and 20 percent over a period of 90 days. In a migration project, it is common to retire these applications or retain them on premises.

## IIoT

See [Industrial Internet of Things](#).

## immutable infrastructure

A model that deploys new infrastructure for production workloads instead of updating, patching, or modifying the existing infrastructure. Immutable infrastructures are inherently more consistent, reliable, and predictable than [mutable infrastructure](#). For more information, see the [Deploy using immutable infrastructure](#) best practice in the AWS Well-Architected Framework.

## inbound (ingress) VPC

In an AWS multi-account architecture, a VPC that accepts, inspects, and routes network connections from outside an application. The [AWS Security Reference Architecture](#) recommends setting up your Network account with inbound, outbound, and inspection VPCs to protect the two-way interface between your application and the broader internet.

## incremental migration

A cutover strategy in which you migrate your application in small parts instead of performing a single, full cutover. For example, you might move only a few microservices or users to the new system initially. After you verify that everything is working properly, you can incrementally move additional microservices or users until you can decommission your legacy system. This strategy reduces the risks associated with large migrations.

## Industry 4.0

A term that was introduced by [Klaus Schwab](#) in 2016 to refer to the modernization of manufacturing processes through advances in connectivity, real-time data, automation, analytics, and AI/ML.

## infrastructure

All of the resources and assets contained within an application's environment.

## infrastructure as code (IaC)

The process of provisioning and managing an application's infrastructure through a set of configuration files. IaC is designed to help you centralize infrastructure management, standardize resources, and scale quickly so that new environments are repeatable, reliable, and consistent.

## industrial Internet of Things (IIoT)

The use of internet-connected sensors and devices in the industrial sectors, such as manufacturing, energy, automotive, healthcare, life sciences, and agriculture. For more information, see [Building an industrial Internet of Things \(IIoT\) digital transformation strategy](#).

## inspection VPC

In an AWS multi-account architecture, a centralized VPC that manages inspections of network traffic between VPCs (in the same or different AWS Regions), the internet, and on-premises networks. The [AWS Security Reference Architecture](#) recommends setting up your Network account with inbound, outbound, and inspection VPCs to protect the two-way interface between your application and the broader internet.

## Internet of Things (IoT)

The network of connected physical objects with embedded sensors or processors that communicate with other devices and systems through the internet or over a local communication network. For more information, see [What is IoT?](#)

## interpretability

A characteristic of a machine learning model that describes the degree to which a human can understand how the model's predictions depend on its inputs. For more information, see [Machine learning model interpretability with AWS](#).

## IoT

See [Internet of Things](#).

## IT information library (ITIL)

A set of best practices for delivering IT services and aligning these services with business requirements. ITIL provides the foundation for ITSM.

## IT service management (ITSM)

Activities associated with designing, implementing, managing, and supporting IT services for an organization. For information about integrating cloud operations with ITSM tools, see the [operations integration guide](#).

## ITIL

See [IT information library](#).

## ITSM

See [IT service management](#).

## L

### label-based access control (LBAC)

An implementation of mandatory access control (MAC) where the users and the data itself are each explicitly assigned a security label value. The intersection between the user security label and data security label determines which rows and columns can be seen by the user.

### landing zone

A landing zone is a well-architected, multi-account AWS environment that is scalable and secure. This is a starting point from which your organizations can quickly launch and deploy workloads and applications with confidence in their security and infrastructure environment. For more information about landing zones, see [Setting up a secure and scalable multi-account AWS environment](#).

### large language model (LLM)

A deep learning [AI](#) model that is pretrained on a vast amount of data. An LLM can perform multiple tasks, such as answering questions, summarizing documents, translating text into other languages, and completing sentences. For more information, see [What are LLMs](#).

### large migration

A migration of 300 or more servers.

## LBAC

See [label-based access control](#).

## least privilege

The security best practice of granting the minimum permissions required to perform a task. For more information, see [Apply least-privilege permissions](#) in the IAM documentation.

## lift and shift

See [7 Rs](#).

## little-endian system

A system that stores the least significant byte first. See also [endianness](#).

## LLM

See [large language model](#).

## lower environments

See [environment](#).

# M

## machine learning (ML)

A type of artificial intelligence that uses algorithms and techniques for pattern recognition and learning. ML analyzes and learns from recorded data, such as Internet of Things (IoT) data, to generate a statistical model based on patterns. For more information, see [Machine Learning](#).

## main branch

See [branch](#).

## malware

Software that is designed to compromise computer security or privacy. Malware might disrupt computer systems, leak sensitive information, or gain unauthorized access. Examples of malware include viruses, worms, ransomware, Trojan horses, spyware, and keyloggers.

## managed services

AWS services for which AWS operates the infrastructure layer, the operating system, and platforms, and you access the endpoints to store and retrieve data. Amazon Simple Storage Service (Amazon S3) and Amazon DynamoDB are examples of managed services. These are also known as *abstracted services*.

## manufacturing execution system (MES)

A software system for tracking, monitoring, documenting, and controlling production processes that convert raw materials to finished products on the shop floor.

## MAP

See [Migration Acceleration Program](#).

## mechanism

A complete process in which you create a tool, drive adoption of the tool, and then inspect the results in order to make adjustments. A mechanism is a cycle that reinforces and improves itself as it operates. For more information, see [Building mechanisms](#) in the AWS Well-Architected Framework.

## member account

All AWS accounts other than the management account that are part of an organization in AWS Organizations. An account can be a member of only one organization at a time.

## MES

See [manufacturing execution system](#).

## Message Queuing Telemetry Transport (MQTT)

A lightweight, machine-to-machine (M2M) communication protocol, based on the [publish/subscribe](#) pattern, for resource-constrained [IoT](#) devices.

## microservice

A small, independent service that communicates over well-defined APIs and is typically owned by small, self-contained teams. For example, an insurance system might include microservices that map to business capabilities, such as sales or marketing, or subdomains, such as purchasing, claims, or analytics. The benefits of microservices include agility, flexible scaling, easy deployment, reusable code, and resilience. For more information, see [Integrating microservices by using AWS serverless services](#).

## microservices architecture

An approach to building an application with independent components that run each application process as a microservice. These microservices communicate through a well-defined interface by using lightweight APIs. Each microservice in this architecture can be updated, deployed,

and scaled to meet demand for specific functions of an application. For more information, see [Implementing microservices on AWS](#).

### Migration Acceleration Program (MAP)

An AWS program that provides consulting support, training, and services to help organizations build a strong operational foundation for moving to the cloud, and to help offset the initial cost of migrations. MAP includes a migration methodology for executing legacy migrations in a methodical way and a set of tools to automate and accelerate common migration scenarios.

### migration at scale

The process of moving the majority of the application portfolio to the cloud in waves, with more applications moved at a faster rate in each wave. This phase uses the best practices and lessons learned from the earlier phases to implement a *migration factory* of teams, tools, and processes to streamline the migration of workloads through automation and agile delivery. This is the third phase of the [AWS migration strategy](#).

### migration factory

Cross-functional teams that streamline the migration of workloads through automated, agile approaches. Migration factory teams typically include operations, business analysts and owners, migration engineers, developers, and DevOps professionals working in sprints. Between 20 and 50 percent of an enterprise application portfolio consists of repeated patterns that can be optimized by a factory approach. For more information, see the [discussion of migration factories](#) and the [Cloud Migration Factory guide](#) in this content set.

### migration metadata

The information about the application and server that is needed to complete the migration. Each migration pattern requires a different set of migration metadata. Examples of migration metadata include the target subnet, security group, and AWS account.

### migration pattern

A repeatable migration task that details the migration strategy, the migration destination, and the migration application or service used. Example: Rehost migration to Amazon EC2 with AWS Application Migration Service.

### Migration Portfolio Assessment (MPA)

An online tool that provides information for validating the business case for migrating to the AWS Cloud. MPA provides detailed portfolio assessment (server right-sizing, pricing, TCO

comparisons, migration cost analysis) as well as migration planning (application data analysis and data collection, application grouping, migration prioritization, and wave planning). The [MPA tool](#) (requires login) is available free of charge to all AWS consultants and APN Partner consultants.

## Migration Readiness Assessment (MRA)

The process of gaining insights about an organization's cloud readiness status, identifying strengths and weaknesses, and building an action plan to close identified gaps, using the AWS CAF. For more information, see the [migration readiness guide](#). MRA is the first phase of the [AWS migration strategy](#).

## migration strategy

The approach used to migrate a workload to the AWS Cloud. For more information, see the [7 Rs](#) entry in this glossary and see [Mobilize your organization to accelerate large-scale migrations](#).

## ML

See [machine learning](#).

## modernization

Transforming an outdated (legacy or monolithic) application and its infrastructure into an agile, elastic, and highly available system in the cloud to reduce costs, gain efficiencies, and take advantage of innovations. For more information, see [Strategy for modernizing applications in the AWS Cloud](#).

## modernization readiness assessment

An evaluation that helps determine the modernization readiness of an organization's applications; identifies benefits, risks, and dependencies; and determines how well the organization can support the future state of those applications. The outcome of the assessment is a blueprint of the target architecture, a roadmap that details development phases and milestones for the modernization process, and an action plan for addressing identified gaps. For more information, see [Evaluating modernization readiness for applications in the AWS Cloud](#).

## monolithic applications (monoliths)

Applications that run as a single service with tightly coupled processes. Monolithic applications have several drawbacks. If one application feature experiences a spike in demand, the entire architecture must be scaled. Adding or improving a monolithic application's features also becomes more complex when the code base grows. To address these issues, you can

use a microservices architecture. For more information, see [Decomposing monoliths into microservices](#).

## MPA

See [Migration Portfolio Assessment](#).

## MQTT

See [Message Queuing Telemetry Transport](#).

## multiclass classification

A process that helps generate predictions for multiple classes (predicting one of more than two outcomes). For example, an ML model might ask "Is this product a book, car, or phone?" or "Which product category is most interesting to this customer?"

## mutable infrastructure

A model that updates and modifies the existing infrastructure for production workloads. For improved consistency, reliability, and predictability, the AWS Well-Architected Framework recommends the use of [immutable infrastructure](#) as a best practice.

# O

## OAC

See [origin access control](#).

## OAI

See [origin access identity](#).

## OCM

See [organizational change management](#).

## offline migration

A migration method in which the source workload is taken down during the migration process. This method involves extended downtime and is typically used for small, non-critical workloads.

## OI

See [operations integration](#).

## OLA

See [operational-level agreement](#).

## online migration

A migration method in which the source workload is copied to the target system without being taken offline. Applications that are connected to the workload can continue to function during the migration. This method involves zero to minimal downtime and is typically used for critical production workloads.

## OPC-UA

See [Open Process Communications - Unified Architecture](#).

## Open Process Communications - Unified Architecture (OPC-UA)

A machine-to-machine (M2M) communication protocol for industrial automation. OPC-UA provides an interoperability standard with data encryption, authentication, and authorization schemes.

## operational-level agreement (OLA)

An agreement that clarifies what functional IT groups promise to deliver to each other, to support a service-level agreement (SLA).

## operational readiness review (ORR)

A checklist of questions and associated best practices that help you understand, evaluate, prevent, or reduce the scope of incidents and possible failures. For more information, see [Operational Readiness Reviews \(ORR\)](#) in the AWS Well-Architected Framework.

## operational technology (OT)

Hardware and software systems that work with the physical environment to control industrial operations, equipment, and infrastructure. In manufacturing, the integration of OT and information technology (IT) systems is a key focus for [Industry 4.0](#) transformations.

## operations integration (OI)

The process of modernizing operations in the cloud, which involves readiness planning, automation, and integration. For more information, see the [operations integration guide](#).

## organization trail

A trail that's created by AWS CloudTrail that logs all events for all AWS accounts in an organization in AWS Organizations. This trail is created in each AWS account that's part of the

organization and tracks the activity in each account. For more information, see [Creating a trail for an organization](#) in the CloudTrail documentation.

### organizational change management (OCM)

A framework for managing major, disruptive business transformations from a people, culture, and leadership perspective. OCM helps organizations prepare for, and transition to, new systems and strategies by accelerating change adoption, addressing transitional issues, and driving cultural and organizational changes. In the AWS migration strategy, this framework is called *people acceleration*, because of the speed of change required in cloud adoption projects. For more information, see the [OCM guide](#).

### origin access control (OAC)

In CloudFront, an enhanced option for restricting access to secure your Amazon Simple Storage Service (Amazon S3) content. OAC supports all S3 buckets in all AWS Regions, server-side encryption with AWS KMS (SSE-KMS), and dynamic PUT and DELETE requests to the S3 bucket.

### origin access identity (OAI)

In CloudFront, an option for restricting access to secure your Amazon S3 content. When you use OAI, CloudFront creates a principal that Amazon S3 can authenticate with. Authenticated principals can access content in an S3 bucket only through a specific CloudFront distribution. See also [OAC](#), which provides more granular and enhanced access control.

### ORR

See [operational readiness review](#).

### OT

See [operational technology](#).

### outbound (egress) VPC

In an AWS multi-account architecture, a VPC that handles network connections that are initiated from within an application. The [AWS Security Reference Architecture](#) recommends setting up your Network account with inbound, outbound, and inspection VPCs to protect the two-way interface between your application and the broader internet.

## P

### permissions boundary

An IAM management policy that is attached to IAM principals to set the maximum permissions that the user or role can have. For more information, see [Permissions boundaries](#) in the IAM documentation.

### personally identifiable information (PII)

Information that, when viewed directly or paired with other related data, can be used to reasonably infer the identity of an individual. Examples of PII include names, addresses, and contact information.

### PII

See [personally identifiable information](#).

### playbook

A set of predefined steps that capture the work associated with migrations, such as delivering core operations functions in the cloud. A playbook can take the form of scripts, automated runbooks, or a summary of processes or steps required to operate your modernized environment.

### PLC

See [programmable logic controller](#).

### PLM

See [product lifecycle management](#).

### policy

An object that can define permissions (see [identity-based policy](#)), specify access conditions (see [resource-based policy](#)), or define the maximum permissions for all accounts in an organization in AWS Organizations (see [service control policy](#)).

### polyglot persistence

Independently choosing a microservice's data storage technology based on data access patterns and other requirements. If your microservices have the same data storage technology, they can encounter implementation challenges or experience poor performance. Microservices are more

easily implemented and achieve better performance and scalability if they use the data store best adapted to their requirements.

#### portfolio assessment

A process of discovering, analyzing, and prioritizing the application portfolio in order to plan the migration. For more information, see [Evaluating migration readiness](#).

#### predicate

A query condition that returns true or false, commonly located in a WHERE clause.

#### predicate pushdown

A database query optimization technique that filters the data in the query before transfer. This reduces the amount of data that must be retrieved and processed from the relational database, and it improves query performance.

#### preventative control

A security control that is designed to prevent an event from occurring. These controls are a first line of defense to help prevent unauthorized access or unwanted changes to your network. For more information, see [Preventative controls](#) in *Implementing security controls on AWS*.

#### principal

An entity in AWS that can perform actions and access resources. This entity is typically a root user for an AWS account, an IAM role, or a user. For more information, see *Principal* in [Roles terms and concepts](#) in the IAM documentation.

#### privacy by design

A system engineering approach that takes privacy into account through the whole development process.

#### private hosted zones

A container that holds information about how you want Amazon Route 53 to respond to DNS queries for a domain and its subdomains within one or more VPCs. For more information, see [Working with private hosted zones](#) in the Route 53 documentation.

#### proactive control

A [security control](#) designed to prevent the deployment of noncompliant resources. These controls scan resources before they are provisioned. If the resource is not compliant with the control, then it isn't provisioned. For more information, see the [Controls reference guide](#) in the

AWS Control Tower documentation and see [Proactive controls](#) in *Implementing security controls on AWS*.

### product lifecycle management (PLM)

The management of data and processes for a product throughout its entire lifecycle, from design, development, and launch, through growth and maturity, to decline and removal.

### production environment

See [environment](#).

### programmable logic controller (PLC)

In manufacturing, a highly reliable, adaptable computer that monitors machines and automates manufacturing processes.

### prompt chaining

Using the output of one [LLM](#) prompt as the input for the next prompt to generate better responses. This technique is used to break down a complex task into subtasks, or to iteratively refine or expand a preliminary response. It helps improve the accuracy and relevance of a model's responses and allows for more granular, personalized results.

### pseudonymization

The process of replacing personal identifiers in a dataset with placeholder values. Pseudonymization can help protect personal privacy. Pseudonymized data is still considered to be personal data.

### publish/subscribe (pub/sub)

A pattern that enables asynchronous communications among microservices to improve scalability and responsiveness. For example, in a microservices-based [MES](#), a microservice can publish event messages to a channel that other microservices can subscribe to. The system can add new microservices without changing the publishing service.

## Q

### query plan

A series of steps, like instructions, that are used to access the data in a SQL relational database system.

## query plan regression

When a database service optimizer chooses a less optimal plan than it did before a given change to the database environment. This can be caused by changes to statistics, constraints, environment settings, query parameter bindings, and updates to the database engine.

## R

### RACI matrix

See [responsible, accountable, consulted, informed \(RACI\)](#).

### RAG

See [Retrieval Augmented Generation](#).

### ransomware

A malicious software that is designed to block access to a computer system or data until a payment is made.

### RASCI matrix

See [responsible, accountable, consulted, informed \(RACI\)](#).

### RCAC

See [row and column access control](#).

### read replica

A copy of a database that's used for read-only purposes. You can route queries to the read replica to reduce the load on your primary database.

### re-architect

See [7 Rs](#).

### recovery point objective (RPO)

The maximum acceptable amount of time since the last data recovery point. This determines what is considered an acceptable loss of data between the last recovery point and the interruption of service.

## recovery time objective (RTO)

The maximum acceptable delay between the interruption of service and restoration of service.

## refactor

See [7 Rs](#).

## Region

A collection of AWS resources in a geographic area. Each AWS Region is isolated and independent of the others to provide fault tolerance, stability, and resilience. For more information, see [Specify which AWS Regions your account can use](#).

## regression

An ML technique that predicts a numeric value. For example, to solve the problem of "What price will this house sell for?" an ML model could use a linear regression model to predict a house's sale price based on known facts about the house (for example, the square footage).

## rehost

See [7 Rs](#).

## release

In a deployment process, the act of promoting changes to a production environment.

## relocate

See [7 Rs](#).

## replatform

See [7 Rs](#).

## repurchase

See [7 Rs](#).

## resiliency

An application's ability to resist or recover from disruptions. [High availability](#) and [disaster recovery](#) are common considerations when planning for resiliency in the AWS Cloud. For more information, see [AWS Cloud Resilience](#).

## resource-based policy

A policy attached to a resource, such as an Amazon S3 bucket, an endpoint, or an encryption key. This type of policy specifies which principals are allowed access, supported actions, and any other conditions that must be met.

## responsible, accountable, consulted, informed (RACI) matrix

A matrix that defines the roles and responsibilities for all parties involved in migration activities and cloud operations. The matrix name is derived from the responsibility types defined in the matrix: responsible (R), accountable (A), consulted (C), and informed (I). The support (S) type is optional. If you include support, the matrix is called a *RASCI matrix*, and if you exclude it, it's called a *RACI matrix*.

## responsive control

A security control that is designed to drive remediation of adverse events or deviations from your security baseline. For more information, see [Responsive controls](#) in *Implementing security controls on AWS*.

## retain

See [7 Rs](#).

## retire

See [7 Rs](#).

## Retrieval Augmented Generation (RAG)

A [generative AI](#) technology in which an [LLM](#) references an authoritative data source that is outside of its training data sources before generating a response. For example, a RAG model might perform a semantic search of an organization's knowledge base or custom data. For more information, see [What is RAG](#).

## rotation

The process of periodically updating a [secret](#) to make it more difficult for an attacker to access the credentials.

## row and column access control (RCAC)

The use of basic, flexible SQL expressions that have defined access rules. RCAC consists of row permissions and column masks.

## RPO

See [recovery point objective](#).

## RTO

See [recovery time objective](#).

## runbook

A set of manual or automated procedures required to perform a specific task. These are typically built to streamline repetitive operations or procedures with high error rates.

# S

## SAML 2.0

An open standard that many identity providers (IdPs) use. This feature enables federated single sign-on (SSO), so users can log into the AWS Management Console or call the AWS API operations without you having to create user in IAM for everyone in your organization. For more information about SAML 2.0-based federation, see [About SAML 2.0-based federation](#) in the IAM documentation.

## SCADA

See [supervisory control and data acquisition](#).

## SCP

See [service control policy](#).

## secret

In AWS Secrets Manager, confidential or restricted information, such as a password or user credentials, that you store in encrypted form. It consists of the secret value and its metadata. The secret value can be binary, a single string, or multiple strings. For more information, see [What's in a Secrets Manager secret?](#) in the Secrets Manager documentation.

## security by design

A system engineering approach that takes security into account through the whole development process.

## security control

A technical or administrative guardrail that prevents, detects, or reduces the ability of a threat actor to exploit a security vulnerability. There are four primary types of security controls: [preventative](#), [detective](#), [responsive](#), and [proactive](#).

## security hardening

The process of reducing the attack surface to make it more resistant to attacks. This can include actions such as removing resources that are no longer needed, implementing the security best practice of granting least privilege, or deactivating unnecessary features in configuration files.

## security information and event management (SIEM) system

Tools and services that combine security information management (SIM) and security event management (SEM) systems. A SIEM system collects, monitors, and analyzes data from servers, networks, devices, and other sources to detect threats and security breaches, and to generate alerts.

## security response automation

A predefined and programmed action that is designed to automatically respond to or remediate a security event. These automations serve as [detective](#) or [responsive](#) security controls that help you implement AWS security best practices. Examples of automated response actions include modifying a VPC security group, patching an Amazon EC2 instance, or rotating credentials.

## server-side encryption

Encryption of data at its destination, by the AWS service that receives it.

## service control policy (SCP)

A policy that provides centralized control over permissions for all accounts in an organization in AWS Organizations. SCPs define guardrails or set limits on actions that an administrator can delegate to users or roles. You can use SCPs as allow lists or deny lists, to specify which services or actions are permitted or prohibited. For more information, see [Service control policies](#) in the AWS Organizations documentation.

## service endpoint

The URL of the entry point for an AWS service. You can use the endpoint to connect programmatically to the target service. For more information, see [AWS service endpoints](#) in *AWS General Reference*.

## service-level agreement (SLA)

An agreement that clarifies what an IT team promises to deliver to their customers, such as service uptime and performance.

## service-level indicator (SLI)

A measurement of a performance aspect of a service, such as its error rate, availability, or throughput.

## service-level objective (SLO)

A target metric that represents the health of a service, as measured by a [service-level indicator](#).

## shared responsibility model

A model describing the responsibility you share with AWS for cloud security and compliance. AWS is responsible for security *of* the cloud, whereas you are responsible for security *in* the cloud. For more information, see [Shared responsibility model](#).

## SIEM

See [security information and event management system](#).

## single point of failure (SPOF)

A failure in a single, critical component of an application that can disrupt the system.

## SLA

See [service-level agreement](#).

## SLI

See [service-level indicator](#).

## SLO

See [service-level objective](#).

## split-and-seed model

A pattern for scaling and accelerating modernization projects. As new features and product releases are defined, the core team splits up to create new product teams. This helps scale your organization's capabilities and services, improves developer productivity, and supports rapid

innovation. For more information, see [Phased approach to modernizing applications in the AWS Cloud](#).

## SPOF

See [single point of failure](#).

## star schema

A database organizational structure that uses one large fact table to store transactional or measured data and uses one or more smaller dimensional tables to store data attributes. This structure is designed for use in a [data warehouse](#) or for business intelligence purposes.

## strangler fig pattern

An approach to modernizing monolithic systems by incrementally rewriting and replacing system functionality until the legacy system can be decommissioned. This pattern uses the analogy of a fig vine that grows into an established tree and eventually overcomes and replaces its host. The pattern was [introduced by Martin Fowler](#) as a way to manage risk when rewriting monolithic systems. For an example of how to apply this pattern, see [Modernizing legacy Microsoft ASP.NET \(ASMX\) web services incrementally by using containers and Amazon API Gateway](#).

## subnet

A range of IP addresses in your VPC. A subnet must reside in a single Availability Zone.

## supervisory control and data acquisition (SCADA)

In manufacturing, a system that uses hardware and software to monitor physical assets and production operations.

## symmetric encryption

An encryption algorithm that uses the same key to encrypt and decrypt the data.

## synthetic testing

Testing a system in a way that simulates user interactions to detect potential issues or to monitor performance. You can use [Amazon CloudWatch Synthetics](#) to create these tests.

## system prompt

A technique for providing context, instructions, or guidelines to an [LLM](#) to direct its behavior. System prompts help set context and establish rules for interactions with users.

# T

## tags

Key-value pairs that act as metadata for organizing your AWS resources. Tags can help you manage, identify, organize, search for, and filter resources. For more information, see [Tagging your AWS resources](#).

## target variable

The value that you are trying to predict in supervised ML. This is also referred to as an *outcome variable*. For example, in a manufacturing setting the target variable could be a product defect.

## task list

A tool that is used to track progress through a runbook. A task list contains an overview of the runbook and a list of general tasks to be completed. For each general task, it includes the estimated amount of time required, the owner, and the progress.

## test environment

See [environment](#).

## training

To provide data for your ML model to learn from. The training data must contain the correct answer. The learning algorithm finds patterns in the training data that map the input data attributes to the target (the answer that you want to predict). It outputs an ML model that captures these patterns. You can then use the ML model to make predictions on new data for which you don't know the target.

## transit gateway

A network transit hub that you can use to interconnect your VPCs and on-premises networks. For more information, see [What is a transit gateway](#) in the AWS Transit Gateway documentation.

## trunk-based workflow

An approach in which developers build and test features locally in a feature branch and then merge those changes into the main branch. The main branch is then built to the development, preproduction, and production environments, sequentially.

## trusted access

Granting permissions to a service that you specify to perform tasks in your organization in AWS Organizations and in its accounts on your behalf. The trusted service creates a service-linked role in each account, when that role is needed, to perform management tasks for you. For more information, see [Using AWS Organizations with other AWS services](#) in the AWS Organizations documentation.

## tuning

To change aspects of your training process to improve the ML model's accuracy. For example, you can train the ML model by generating a labeling set, adding labels, and then repeating these steps several times under different settings to optimize the model.

## two-pizza team

A small DevOps team that you can feed with two pizzas. A two-pizza team size ensures the best possible opportunity for collaboration in software development.

# U

## uncertainty

A concept that refers to imprecise, incomplete, or unknown information that can undermine the reliability of predictive ML models. There are two types of uncertainty: *Epistemic uncertainty* is caused by limited, incomplete data, whereas *aleatoric uncertainty* is caused by the noise and randomness inherent in the data.

## undifferentiated tasks

Also known as *heavy lifting*, work that is necessary to create and operate an application but that doesn't provide direct value to the end user or provide competitive advantage. Examples of undifferentiated tasks include procurement, maintenance, and capacity planning.

## upper environments

See [environment](#).

## V

### vacuuming

A database maintenance operation that involves cleaning up after incremental updates to reclaim storage and improve performance.

### version control

Processes and tools that track changes, such as changes to source code in a repository.

### VPC peering

A connection between two VPCs that allows you to route traffic by using private IP addresses. For more information, see [What is VPC peering](#) in the Amazon VPC documentation.

### vulnerability

A software or hardware flaw that compromises the security of the system.

## W

### warm cache

A buffer cache that contains current, relevant data that is frequently accessed. The database instance can read from the buffer cache, which is faster than reading from the main memory or disk.

### warm data

Data that is infrequently accessed. When querying this kind of data, moderately slow queries are typically acceptable.

### window function

A SQL function that performs a calculation on a group of rows that relate in some way to the current record. Window functions are useful for processing tasks, such as calculating a moving average or accessing the value of rows based on the relative position of the current row.

### workload

A collection of resources and code that delivers business value, such as a customer-facing application or backend process.

## workstream

Functional groups in a migration project that are responsible for a specific set of tasks. Each workstream is independent but supports the other workstreams in the project. For example, the portfolio workstream is responsible for prioritizing applications, wave planning, and collecting migration metadata. The portfolio workstream delivers these assets to the migration workstream, which then migrates the servers and applications.

## WORM

See [write once, read many](#).

## WQF

See [AWS Workload Qualification Framework](#).

## write once, read many (WORM)

A storage model that writes data a single time and prevents the data from being deleted or modified. Authorized users can read the data as many times as needed, but they cannot change it. This data storage infrastructure is considered [immutable](#).

## Z

### zero-day exploit

An attack, typically malware, that takes advantage of a [zero-day vulnerability](#).

### zero-day vulnerability

An unmitigated flaw or vulnerability in a production system. Threat actors can use this type of vulnerability to attack the system. Developers frequently become aware of the vulnerability as a result of the attack.

### zero-shot prompting

Providing an [LLM](#) with instructions for performing a task but no examples (*shots*) that can help guide it. The LLM must use its pre-trained knowledge to handle the task. The effectiveness of zero-shot prompting depends on the complexity of the task and the quality of the prompt. See also [few-shot prompting](#).

## zombie application

An application that has an average CPU and memory usage below 5 percent. In a migration project, it is common to retire these applications.