

User Guide

AWS GovCloud (US)



AWS GovCloud (US): User Guide

Copyright © 2026 Amazon Web Services, Inc. and/or its affiliates. All rights reserved.

Amazon's trademarks and trade dress may not be used in connection with any product or service that is not Amazon's, in any manner that is likely to cause confusion among customers, or in any manner that disparages or discredits Amazon. All other trademarks not owned by Amazon are the property of their respective owners, who may or may not be affiliated with, connected to, or sponsored by Amazon.

Table of Contents

Welcome	1
What Is AWS GovCloud (US)?	2
Differences with Standard AWS Accounts	3
Account validation	5
Billing and Payment	6
AWS Cost and Usage Reports	7
Access cost and usage reports in GovCloud partition	7
Savings plans	7
Getting Started	8
AWS GovCloud (US) Sign Up	8
Create accounts as a direct consumer	8
Creating an AWS GovCloud (US) account through a Reseller or Solution Provider	10
Close Account	11
AWS Standard Account Linking	11
Signing in to AWS GovCloud (US)	12
Sign in as the root user	13
Sign in as an IAM user	13
Your AWS GovCloud (US) account ID and its alias	15
AWS GovCloud (US) sign-in issues	21
AWS GovCloud (US) account root user	25
Onboarding (Direct Customers)	49
Configuring Your Account	49
Verifying AWS CloudTrail Is Enabled	51
Onboarding to AWS GovCloud (US) as a Solution Provider reselling in AWS GovCloud (US)	53
Configure Your Account using AWS CLI	57
Configure the AWS CLI	58
Create an IAM User to Access the Console	59
Audit Logging	60
Enabling Multi-Factor Authentication (MFA) for users	60
Signing Up for AWS Support	62
Setting Up AWS GovCloud (US)	64
CloudFront with Your Resources	64
Credentials	64
Tips for Setting Up CloudFront	65

Migrating Route 53 public hosted zones from commercial AWS Region to AWS GovCloud (US)	65
Route 53 Zone Apex Support with a Load Balancer	66
Step 1: Sign Up for AWS GovCloud (US)	67
Step 2: Create Your Resources in the AWS GovCloud (US) Region	67
Step 3: Create a CloudFront Custom Origin Web Distribution	69
Step 4: Configure a New Route 53 Alias Resource Record Set	71
Step 5: Test that Your Website Is Accessible	74
Using AWS GovCloud (US) Regions	75
Amazon Resource Names	75
Service Endpoints	75
VPC Endpoints	76
Compliance	88
FedRAMP	88
DoD CC SRG	88
CMMC	88
ITAR	89
CJIS	89
IRS 1075	89
FIPS	89
ATO on AWS	90
Export Compliance in AWS GovCloud (US)	90
Accessing the AWS GovCloud (US) Regions	91
Controlling Access	92
Command Line and API Access	92
Resource Limits	94
Penetration Testing	94
Service Health Dashboard	94
Closing an AWS GovCloud (US) account	95
Close an AWS GovCloud (US) standalone or member account	95
Close an AWS GovCloud (US) management account	96
What to expect after you close your AWS GovCloud (US) account	97
Reopening an AWS GovCloud (US) account	97
Services in AWS GovCloud (US) Regions	99
Application Auto Scaling	99
How Application Auto Scaling differs for AWS GovCloud (US)	99

Documentation for Application Auto Scaling	99
Export-controlled content	100
AWS AppConfig	100
How AWS AppConfig differs for AWS GovCloud (US)	100
Documentation for AWS AppConfig	100
Export-controlled content	101
AWS Application Migration Service	101
How AWS Application Migration Service differs for AWS GovCloud (US)	101
Documentation for AWS Application Migration Service	102
Export-controlled content	102
AWS Artifact	102
How AWS Artifact differs for AWS GovCloud (US)	102
Documentation for AWS Artifact	102
Export-controlled content	102
AWS Auto Scaling	103
How AWS Auto Scaling differs for AWS GovCloud (US)	103
Documentation for AWS Auto Scaling	103
Export-controlled content	104
AWS Backint Agent for SAP HANA	104
How AWS Backint Agent for SAP HANA differs for AWS GovCloud (US)	104
Documentation for AWS Backint Agent for SAP HANA	104
Export-controlled content	104
AWS Backup	105
How AWS Backup differs for AWS GovCloud (US)	105
Documentation for AWS Backup	105
Export-controlled content	105
AWS Batch	106
How AWS Batch differs for AWS GovCloud (US)	106
Documentation for AWS Batch	106
Export-controlled content	106
AWS Certificate Manager	107
How AWS Certificate Manager differs for AWS GovCloud (US)	107
Documentation for AWS Certificate Manager	107
Export-controlled content	107
AWS Private Certificate Authority	107
How AWS Private CA differs for AWS GovCloud (US)	107

Documentation for AWS Private CA	108
Export-controlled content	108
AWS Client VPN	108
How Client VPN Differs for AWS GovCloud (US)	108
Documentation for AWS Client VPN	108
Export-controlled content	109
AWS Cloud Control API	109
How AWS Cloud Control API differs for AWS GovCloud (US)	109
Documentation for AWS Cloud Control API	110
Export-controlled content	110
AWS Cloud Map	110
How AWS Cloud Map differs for AWS GovCloud (US)	110
Documentation for AWS Cloud Map	110
Export-controlled content	110
AWS Cloud WAN	111
How AWS Cloud WAN differs for AWS GovCloud (US)	111
Documentation for AWS Cloud WAN	111
Export-controlled content	111
CloudFormation	112
How AWS CloudFormation differs for AWS GovCloud (US)	112
Documentation for AWS CloudFormation	112
Export-controlled content	113
AWS CloudHSM	113
How AWS CloudHSM differs for AWS GovCloud (US)	113
Documentation for AWS CloudHSM	113
Export-controlled content	113
AWS CloudHSM Root Certificate	114
AWS CloudHSM Classic	114
How AWS CloudHSM differs for AWS GovCloud (US)	114
Documentation for AWS CloudHSM	114
Export-controlled content	114
AWS CloudShell	115
How AWS CloudShell differs for AWS GovCloud (US)	115
Documentation for AWS CloudShell	115
Export-controlled content	115
AWS CloudTrail	115

How AWS CloudTrail differs for AWS GovCloud (US)	115
Documentation for AWS CloudTrail	118
Services supported within CloudTrail	118
Export-controlled content	118
AWS CodeBuild	119
How AWS CodeBuild differs for AWS GovCloud (US)	119
Documentation for AWS CodeBuild	119
Export-controlled content	119
AWS CodeStar Connections	120
How AWS CodeStar Connections differs for AWS GovCloud (US) Regions	120
Documentation for AWS CodeStar Connections	120
Export-controlled content	120
AWS CodeCommit	121
How AWS CodeCommit differs for AWS GovCloud (US)	121
Documentation for AWS CodeCommit	121
Export-controlled content	121
AWS CodeConnections	122
How AWS CodeConnections Differs for AWS GovCloud (US) Regions	122
Documentation for AWS CodeConnections	122
Export-Controlled Content	122
AWS CodeDeploy	123
How AWS CodeDeploy differs for AWS GovCloud (US)	123
Documentation for AWS CodeDeploy	123
Export-controlled content	125
AWS CodePipeline	125
How AWS CodePipeline differs for AWS GovCloud (US)	126
Documentation for AWS CodePipeline	127
Export-controlled content	127
AWS Compute Optimizer	127
How AWS Compute Optimizer differs for AWS GovCloud (US)	127
Documentation for AWS Compute Optimizer	128
Export-controlled content	128
AWS Config	128
How AWS Config differs for AWS GovCloud (US)	128
Documentation for AWS Config	129
Export-controlled content	129

AWS Control Tower	129
How AWS Control Tower differs for AWS GovCloud (US)	130
Creating your accounts	133
Inviting accounts to an organization	134
Setting up your landing zone	136
Documentation for AWS Control Tower	136
Export-controlled content	137
AWS Database Migration Service	137
How AWS Database Migration Service differs for AWS GovCloud (US)	137
Documentation for AWS Database Migration Service	137
Export-controlled content	137
AWS DataSync	138
How AWS DataSync differs for AWS GovCloud (US)	138
Documentation for AWS DataSync	138
Export-controlled content	138
AWS Deep Learning AMIs	139
How AWS Deep Learning AMIs differs for AWS GovCloud (US)	139
Documentation for AWS Deep Learning AMIs	139
Export-controlled content	139
Direct Connect	140
How Direct Connect differs for AWS GovCloud (US)	140
Documentation for Direct Connect	141
Export-controlled content	141
Setting up Direct Connect with a VPN Connection	142
AWS Directory Service	142
How AWS Directory Service differs for AWS GovCloud (US)	143
Documentation for AWS Directory Service	144
Export-controlled content	144
AWS Elastic Beanstalk	145
How AWS Elastic Beanstalk differs for AWS GovCloud (US)	145
Documentation for AWS Elastic Beanstalk	145
Export-controlled content	145
AWS Elastic Disaster Recovery	145
How AWS Elastic Disaster Recovery differs for AWS GovCloud (US)	146
Documentation for AWS Elastic Disaster Recovery	146
Determining if your account has a default Amazon VPC	147

Export-controlled content	147
AWS Elemental MediaConvert	147
How AWS Elemental MediaConvert differs for AWS GovCloud (US)	148
Documentation for AWS Elemental MediaConvert	148
Export-controlled content	148
AWS End User Messaging	148
How AWS End User Messaging differs for AWS GovCloud (US)	148
Documentation for AWS End User Messaging	149
Export-controlled content	149
AWS Fargate	149
How AWS Fargate differs for AWS GovCloud (US)	149
Documentation for AWS Fargate	149
Export-controlled content	149
AWS Fault Injection Service	150
How AWS Fault Injection Service differs for AWS GovCloud (US)	150
Documentation for AWS Fault Injection Service	150
Export-controlled content	150
AWS Firewall Manager	151
How AWS Firewall Manager differs for AWS GovCloud (US)	151
Documentation for AWS Firewall Manager	151
Export-controlled content	151
AWS Glue	152
How AWS Glue Differs for AWS GovCloud (US)	152
Documentation for AWS Glue	154
Export-controlled content	154
AWS Health	155
How AWS Health differs for AWS GovCloud (US)	155
Documentation for AWS Health	156
Export-controlled content	156
AWS IAM Identity Center	157
How IAM Identity Center differs for AWS GovCloud (US)	157
Documentation for AWS IAM Identity Center	159
Export-controlled content	160
AWS Identity and Access Management	160
How IAM differs for AWS GovCloud (US)	160
Documentation for AWS Identity and Access Management	163

Export-controlled content	163
AWS IoT Core	163
How AWS IoT differs for AWS GovCloud (US)	163
Documentation for AWS IoT	164
Export-controlled content	164
AWS IoT Device Defender	164
How AWS IoT Device Defender differs for AWS GovCloud (US)	164
Documentation for AWS IoT Device Defender	164
Export-controlled content	165
AWS IoT Device Management	165
How AWS IoT Device Management differs for AWS GovCloud (US)	165
Documentation for AWS IoT Device Management	165
Export-controlled content	166
AWS IoT Events	166
How AWS IoT Events differs for AWS GovCloud (US)	166
Documentation for AWS IoT Events	166
Export-controlled content	166
AWS IoT Greengrass V1	167
How AWS IoT Greengrass V1 differs for AWS GovCloud (US)	167
Documentation for AWS IoT Greengrass	168
Export-controlled content	169
AWS IoT Greengrass V2	169
How AWS IoT Greengrass V2 differs for AWS GovCloud (US)	169
Documentation for AWS IoT Greengrass V2	169
Export-controlled content	170
AWS IoT SiteWise	170
How AWS IoT SiteWise differs for AWS GovCloud (US)	170
Documentation for AWS IoT SiteWise	171
Export-controlled content	171
AWS IoT TwinMaker	171
How AWS IoT TwinMaker differs for AWS GovCloud (US)	172
Documentation for AWS IoT TwinMaker	172
Export-controlled content	172
AWS KMS	173
How AWS KMS differs for AWS GovCloud (US)	173
Documentation for AWS Key Management Service	173

Export-controlled content	173
AWS Lake Formation	174
How AWS Lake Formation differs for AWS GovCloud (US)	174
Documentation for AWS Lake Formation	175
Export-controlled content	175
AWS Lambda	175
How AWS Lambda differs for AWS GovCloud (US)	175
Documentation for AWS Lambda	176
Export-controlled content	176
AWS License Manager	177
How AWS License Manager Differs for AWS GovCloud (US)	178
Documentation for AWS License Manager	178
Export-controlled content	178
AMS Accelerate	178
How AMS Accelerate differs for AWS GovCloud (US)	178
Documentation for AMS Accelerate	179
Export-controlled content	179
AWS Management Console	180
How AWS Management Console differs for AWS GovCloud (US)	180
Export-controlled content	181
AWS Mainframe Modernization	181
How AWS Mainframe Modernization differs for AWS GovCloud (US)	181
Documentation for AWS Mainframe Modernization	182
Export-controlled content	182
AWS Marketplace	182
How AWS Marketplace differs for AWS GovCloud (US)	182
Documentation for AWS Marketplace	182
Export-controlled content	183
AWS Modular Data Center	183
How AWS Modular Data Center differs for AWS GovCloud (US)	183
Export-controlled content	183
AWS Network Firewall	184
How AWS Network Firewall differs for AWS GovCloud (US)	184
Documentation for AWS Network Firewall	184
Export-controlled content	184
AWS Organizations	184

How AWS Organizations differs for AWS GovCloud (US)	185
Creating Your Account	186
Inviting Accounts to an Organization	187
Documentation for AWS Organizations	189
Export-controlled content	189
AWS Outposts	189
How AWS Outposts differs for AWS GovCloud (US)	189
Documentation for AWS Outposts	190
Export-controlled content	190
AWS ParallelCluster	190
How AWS ParallelCluster differs for AWS GovCloud (US)	191
Documentation for AWS ParallelCluster	191
Export-controlled content	191
AWS PCS	191
How AWS PCS differs for AWS GovCloud (US)	191
Documentation for AWS PCS	192
Export-controlled content	192
AWS Resilience Hub	192
How AWS Resilience Hub differs for AWS GovCloud (US)	192
Documentation for AWS Resilience Hub	193
AWS Resource Access Manager	193
How AWS Resource Access Manager differs for AWS GovCloud (US)	193
Documentation for AWS Resource Access Manager	193
Export-controlled content	193
AWS Resource Groups	194
How AWS Resource Groups differs for AWS GovCloud (US)	194
Documentation for AWS Resource Groups	194
Export-controlled content	194
AWS SDK for SAP ABAP	195
How AWS SDK for SAP ABAP differs for AWS GovCloud (US)	195
Documentation for AWS SDK for SAP ABAP	195
Export-controlled content	195
AWS Secrets Manager	195
How AWS Secrets Manager differs for AWS GovCloud (US)	196
Documentation for AWS Secrets Manager	196
Export-controlled content	196

AWS Security Hub	196
How Security Hub differs for AWS GovCloud (US)	196
Documentation for Security Hub	198
Export-controlled content	198
AWS Security Hub CSPM	198
How Security Hub CSPM differs for AWS GovCloud (US)	198
Documentation for Security Hub CSPM	199
Export-controlled content	199
Service Catalog	199
How Service Catalog differs for AWS GovCloud (US)	200
Documentation for Service Catalog	200
Export-controlled content	200
AWS Serverless Application Repository	200
How AWS Serverless Application Repository differs for AWS GovCloud (US)	200
Documentation for AWS Serverless Application Repository	201
Export-controlled content	201
AWS Server Migration Service	201
How AWS Server Migration Service differs for AWS GovCloud (US)	202
Documentation for AWS Server Migration Service	202
Export-controlled content	202
AWS Signer	203
How AWS Signer differs for AWS GovCloud (US)	203
Documentation for AWS Signer	204
Export-controlled content	204
AWS SimSpace Weaver	205
How AWS SimSpace Weaver differs for AWS GovCloud (US)	205
Documentation for AWS SimSpace Weaver	205
Export-controlled content	205
AWS Site-to-Site VPN	206
How Site-to-Site VPN differs for AWS GovCloud (US)	206
Documentation for AWS Site-to-Site VPN	206
Export-controlled content	206
AWS Snow Family	207
How AWS Snow Family differs for AWS GovCloud (US)	207
Documentation for AWS Snow Family	207
Export-controlled content	207

AWS Step Functions	208
How AWS Step Functions differs for AWS GovCloud (US)	208
Documentation for AWS Step Functions	208
Export-controlled content	208
AWS Storage Gateway	208
How AWS Storage Gateway differs for AWS GovCloud (US)	209
Documentation for AWS Storage Gateway	209
Export-controlled content	209
AWS Storage Gateway AMI Information	210
AWS Support	210
How AWS Support differs for AWS GovCloud (US)	210
Documentation for AWS Support	211
Export-controlled content	211
AWS Systems Manager	211
How AWS Systems Manager differs for AWS GovCloud (US)	211
Documentation for AWS Systems Manager	212
Export-controlled content	212
AWS Transfer Family	213
How AWS Transfer Family differs for AWS GovCloud (US)	213
Documentation for AWS Transfer Family	213
Export-controlled content	214
AWS Trusted Advisor	214
How AWS Trusted Advisor Differs for AWS GovCloud (US)	214
Documentation for AWS Trusted Advisor	223
Export-controlled content	223
AWS Verified Access	224
How AWS Verified Access differs for AWS GovCloud (US)	224
Documentation for AWS Verified Access	224
Export-controlled content	224
AWS WAF	224
How AWS WAF Differs for AWS GovCloud (US)	224
Documentation for AWS WAF	225
Export-controlled content	225
AWS Well-Architected Tool	225
How AWS Well-Architected Tool differs for AWS GovCloud (US)	226
Documentation for AWS Well-Architected Tool	226

Export-controlled content	226
AWS WickrGov	227
How AWS WickrGov differs for AWS GovCloud (US)	227
Documentation for AWS WickrGov	227
Export-controlled content	227
AWS X-Ray	228
How AWS X-Ray differs for AWS GovCloud (US)	228
Documentation for AWS X-Ray	228
Export-controlled content	228
Amazon API Gateway	229
How Amazon API Gateway differs for AWS GovCloud (US)	229
Documentation for Amazon API Gateway	229
Export-Controlled Content	230
Amazon WorkSpaces Applications	230
How Amazon WorkSpaces Applications differs for AWS GovCloud (US)	230
Documentation for Amazon WorkSpaces Applications	231
Export-controlled content	231
Amazon Athena	232
How Athena differs for AWS GovCloud (US)	232
Documentation for Amazon Athena	232
Export-controlled content	232
Amazon Aurora - MySQL and PostgreSQL	233
How Amazon Aurora differs for AWS GovCloud (US)	233
Documentation for Amazon Aurora	234
Export-controlled content	234
Amazon Bedrock	236
How Amazon Bedrock differs for AWS GovCloud (US)	236
Documentation for Amazon Bedrock	236
Export-controlled content	237
Amazon Chime SDK	237
How Amazon Chime SDK differs for AWS GovCloud (US)	237
Documentation for Amazon Chime SDK	238
Export-controlled content	238
Amazon Cloud Directory	239
How Amazon Cloud Directory differs for AWS GovCloud (US)	239
Documentation for Amazon Cloud Directory	239

Export-controlled content	239
Amazon CloudWatch	240
How Amazon CloudWatch differs for AWS GovCloud (US)	240
Documentation for Amazon CloudWatch	240
Export-controlled content	240
Amazon CloudWatch Events	241
How Amazon CloudWatch Events differs for AWS GovCloud (US)	241
Documentation for Amazon CloudWatch Events	241
Export-controlled content	241
Amazon CloudWatch Logs	241
How Amazon CloudWatch Logs differs for AWS GovCloud (US)	242
Documentation for Amazon CloudWatch Logs	242
Export-controlled content	242
Amazon Cognito	242
How Amazon Cognito differs for AWS GovCloud (US)	242
Documentation for Amazon Cognito	243
Export-controlled content	243
Amazon Comprehend	244
How Amazon Comprehend differs for AWS GovCloud (US)	244
Documentation for Amazon Comprehend	244
Export-controlled content	244
Amazon Comprehend Medical	245
How Amazon Comprehend Medical differs for AWS GovCloud (US)	245
Documentation for Amazon Comprehend Medical	246
Export-controlled content	246
Amazon Connect	246
How Amazon Connect differs for AWS GovCloud (US)	246
Documentation for Amazon Connect	247
Export-controlled content	247
Amazon Detective	248
How Detective differs for AWS GovCloud (US)	248
Documentation for Amazon Detective	248
Export-controlled content	248
Amazon DocumentDB (with MongoDB compatibility)	248
How Amazon DocumentDB differs for AWS GovCloud (US)	249
Documentation for Amazon DocumentDB	249

Export-controlled content	249
Amazon DynamoDB	251
How Amazon DynamoDB differs for AWS GovCloud (US)	251
Documentation for Amazon DynamoDB	251
Export-controlled content	251
Amazon EBS	252
How Amazon Elastic Block Store differs for AWS GovCloud (US)	252
Documentation for Amazon Elastic Block Store	252
Export-controlled content	252
Amazon EC2	253
How Amazon Elastic Compute Cloud differs for AWS GovCloud (US)	253
How VM Import/Export Differs for AWS GovCloud (US)	255
Determining if your account has a default VPC	256
Documentation for Amazon EC2	256
Export-controlled content	256
Amazon EC2 Auto Scaling	257
How Amazon EC2 Auto Scaling differs for AWS GovCloud (US)	257
Documentation for Amazon EC2 Auto Scaling	257
Export-controlled content	258
Amazon EC2 Image Builder	258
How Amazon EC2 Image Builder differs for AWS GovCloud (US)	258
Documentation for Amazon EC2 Image Builder	259
Export-controlled content	259
Amazon ECR	259
How Amazon Elastic Container Registry differs for AWS GovCloud (US)	259
Documentation for Amazon Elastic Container Registry	260
Export-controlled content	260
Amazon ECS	260
How Amazon Elastic Container Service differs for AWS GovCloud (US)	260
Documentation for Amazon Elastic Container Service	261
Export-controlled content	261
Amazon Elastic File System	261
How Amazon Elastic File System differs for AWS GovCloud (US)	261
Documentation for Amazon Elastic File System	262
Export-controlled content	262
Amazon Elastic Kubernetes Service	262

How Amazon EKS differs for AWS GovCloud (US)	262
Documentation for Amazon EKS	262
Export-controlled content	263
Amazon ElastiCache	263
How Amazon ElastiCache differs for AWS GovCloud (US)	263
Documentation for Amazon ElastiCache	264
Export-controlled content	264
Amazon EMR	265
How Amazon EMR differs for AWS GovCloud (US)	265
Documentation for Amazon EMR	266
Export-controlled content	266
Amazon EventBridge	266
How Amazon EventBridge differs for AWS GovCloud (US)	267
Documentation for Amazon EventBridge	267
Export-controlled content	267
Amazon FSx	267
How Amazon FSx differs for AWS GovCloud (US)	267
Documentation for Amazon FSx	268
Export-controlled content	268
Amazon GuardDuty	268
How Amazon GuardDuty differs for AWS GovCloud (US) Regions	268
Documentation for Amazon GuardDuty	271
Export-controlled content	271
Amazon Inspector Classic	271
How Amazon Inspector Classic differs for AWS GovCloud (US)	271
Documentation for Amazon Inspector Classic	271
Export-controlled content	272
Amazon Inspector	272
How Amazon Inspector differs for AWS GovCloud (US)	272
Documentation for Amazon Inspector	272
Export-controlled content	272
Amazon Kendra	273
How Amazon Kendra differs for AWS GovCloud (US)	273
Documentation for Amazon Kendra	273
Export-controlled content	273
Amazon Keyspaces (for Apache Cassandra)	274

How Amazon Keyspaces differs for AWS GovCloud (US)	274
Documentation for Amazon Keyspaces	275
Export-controlled content	275
Amazon Managed Service for Apache Flink	275
How Amazon Managed Service for Apache Flink differs for AWS GovCloud (US)	276
Documentation for Amazon Managed Service for Apache Flink	276
Export-controlled content	276
Amazon Data Firehose	276
How Amazon Data Firehose differs for AWS GovCloud (US)	277
Documentation for Amazon Data Firehose	277
Export-controlled content	277
Amazon Kinesis Data Streams	277
How Amazon Kinesis Data Streams differs for AWS GovCloud (US)	277
Documentation for Amazon Kinesis Data Streams	277
Export-controlled content	278
Amazon Kinesis Video Streams	278
How Amazon Kinesis Video Streams differs for AWS GovCloud (US)	278
Documentation for Amazon Kinesis Video Streams	279
Export-controlled content	279
Amazon Lex	279
How Amazon Lex differs for AWS GovCloud (US)	279
Documentation for Amazon Lex	280
Export-controlled content	280
Amazon Location Service	280
How Amazon Location Service differs for AWS GovCloud (US)	281
Documentation for Amazon Location Service	281
Export-controlled content	281
Amazon Managed Blockchain	281
How Hyperledger Fabric on Amazon Managed Blockchain differs for AWS GovCloud (US) .	282
Documentation for Hyperledger Fabric on Amazon Managed Blockchain	282
Export-controlled content	282
Amazon Managed Grafana	282
Service Differences	283
Export-controlled content	283
Documentation References	283
Amazon Managed Service for Prometheus	283

How Amazon Managed Service for Prometheus differs for AWS GovCloud (US)	284
Documentation for Amazon Managed Service for Prometheus	284
Export-controlled content	284
Amazon Managed Streaming for Apache Kafka (MSK)	284
How Managed Streaming for Apache Kafka differs for AWS GovCloud (US)	285
Documentation for Managed Streaming for Apache Kafka	285
Export-controlled content	285
Amazon MemoryDB	285
How Amazon MemoryDB differs for AWS GovCloud (US)	285
Documentation for Amazon MemoryDB	286
Export-controlled content	286
Amazon MQ	287
How Amazon MQ differs for AWS GovCloud (US)	287
Documentation for Amazon MQ	288
Export-controlled content	288
Amazon Neptune	288
How Amazon Neptune differs for AWS GovCloud (US)	288
Documentation for Amazon Neptune	288
Export-controlled content	289
Amazon OpenSearch Service	289
How Amazon OpenSearch Service differs for AWS GovCloud (US)	289
Documentation for Amazon OpenSearch Service	289
Export-controlled content	289
Amazon Pinpoint	290
How Amazon Pinpoint differs for AWS GovCloud (US)	291
Documentation for Amazon Pinpoint	291
Export-controlled content	291
Amazon Polly	292
How Amazon Polly differs for AWS GovCloud (US)	292
Documentation for Amazon Polly	292
Export-controlled content	292
Amazon Quick Suite	293
How Amazon Quick Suite differs for AWS GovCloud (US)	293
Documentation for Amazon Quick Suite	294
Export-controlled content	295
Amazon RDS	295

How Amazon Relational Database Service differs for AWS GovCloud (US)	295
Documentation for Amazon Relational Database Service	296
Export-controlled content	296
Amazon Redshift	297
How Amazon Redshift differs for AWS GovCloud (US)	298
Documentation for Amazon Redshift	298
Export-controlled content	298
Amazon Rekognition	300
How Amazon Rekognition differs for AWS GovCloud (US)	300
Documentation for Amazon Rekognition	300
Export-controlled content	300
Amazon Route 53	301
How Amazon Route 53 differs for AWS GovCloud (US-West) Region	301
Documentation for Amazon Route 53	302
Export-controlled content	302
Amazon Application Recovery Controller (ARC)	303
How Amazon Application Recovery Controller (ARC) differs for AWS GovCloud (US)	303
Zonal Shift	303
Region Switch	303
Documentation for Amazon Application Recovery Controller (ARC)	303
Export-controlled content	304
Amazon S3	304
How Amazon Simple Storage Service differs for AWS GovCloud (US)	304
Documentation for Amazon Simple Storage Service	305
Export-controlled content	305
Amazon Glacier	305
How Amazon Glacier differs for AWS GovCloud (US)	306
Documentation for Amazon Glacier	306
Export-controlled content	306
Amazon S3 on Outposts	306
How Amazon S3 on Outposts differs for AWS GovCloud (US)	306
Documentation for Amazon S3 on Outposts	307
Export-controlled content	307
Amazon SageMaker AI	307
How Amazon SageMaker AI differs for AWS GovCloud (US)	307
Documentation for Amazon SageMaker AI	308

Export-controlled content	308
Amazon SES	309
How Amazon SES differs for AWS GovCloud (US)	310
Documentation for Amazon SES	310
Export-controlled content	310
Amazon Security Lake	310
How Amazon Security Lake differs for AWS GovCloud (US)	310
Documentation for Amazon Security Lake	311
Export-controlled content	311
Amazon SNS	311
How Amazon Simple Notification Service differs for AWS GovCloud (US)	311
Documentation for Amazon Simple Notification Service	311
Export-controlled content	312
Amazon SQS	312
How Amazon Simple Queue Service differs for AWS GovCloud (US)	313
Documentation for Amazon Simple Queue Service	313
Export-controlled content	313
Amazon SWF	313
How Amazon Simple Workflow Service Differs for AWS GovCloud (US)	314
Documentation for Amazon Simple Workflow Service	314
Export-controlled content	314
Amazon Textract	314
How Amazon Textract Differs for AWS GovCloud (US)	315
Documentation for Amazon Textract	315
Export-controlled content	315
Amazon Timestream	315
How Amazon Timestream differs for AWS GovCloud (US)	316
Documentation for Amazon Timestream	316
Export-controlled content	316
Amazon Transcribe	317
How Amazon Transcribe differs for AWS GovCloud (US)	317
Documentation for Amazon Transcribe	318
Export-controlled content	318
AWS Transit Gateway	318
How AWS Transit Gateway differs for AWS GovCloud (US)	318
Documentation for AWS Transit Gateway	318

Export-controlled content	319
Amazon Translate	319
How Amazon Translate differs for AWS GovCloud (US)	319
Documentation for Amazon Translate	320
Export-controlled content	320
Amazon VPC	320
How Amazon Virtual Private Cloud differs for AWS GovCloud (US)	320
Documentation for Amazon Virtual Private Cloud	321
Export-controlled content	321
Amazon Verified Permissions	321
How Amazon Verified Permissions differs for AWS GovCloud (US)	322
Documentation for Amazon Verified Permissions	322
Export-controlled content	322
Amazon WorkSpaces	322
How Amazon WorkSpaces differs for AWS GovCloud (US)	322
Documentation for Amazon WorkSpaces	323
Export-controlled content	323
Elastic Load Balancing	323
How Elastic Load Balancing differs for AWS GovCloud (US)	324
Documentation for Elastic Load Balancing	324
Export-controlled content	324
Red Hat OpenShift Service on AWS	325
How Red Hat OpenShift Service on AWS differs for AWS GovCloud (US)	325
Enabling ROSA	326
Creating and deploying a ROSA classic cluster into the AWS GovCloud (US) Regions	327
Documentation for Red Hat OpenShift Service on AWS	329
Export-controlled content	329
Research and Engineering Studio on AWS	329
How Research and Engineering Studio on AWS differs for AWS GovCloud (US)	329
Documentation for Research and Engineering Studio on AWS	330
Export-controlled content	331
Service Quotas	331
How Service Quotas differs for AWS GovCloud (US)	331
Documentation for Service Quotas	331
Export-controlled content	331
VMware Cloud on AWS	332

Documentation for VMware Cloud on AWS	332
Kiro	332
How Kiro differs for AWS GovCloud (US)	332
Documentation for Kiro	333
Export-controlled content	283
Troubleshooting	334
Client.UnsupportedOperation: Instances can only be launched within Amazon VPC in this region	334
AWS GovCloud (US) Administrator Account Password Reset	334
Deactivating AWS GovCloud (US) MFA devices	334
Deactivating MFA devices (console)	335
Deactivating MFA devices (AWS CLI)	335
Deactivating MFA devices (AWS API)	336
Related Resources	337
New to AWS	337
Experienced with AWS	339
Document History	340

Welcome

The *AWS GovCloud (US) User Guide* provides information about setting up your AWS GovCloud (US) account, identifies the differences between AWS GovCloud (US) Regions and other standard AWS Regions, defines usage guidelines for processing export-controlled data within AWS GovCloud (US), and setting up and using AWS Services in the AWS GovCloud (US) Regions. In this guide, the term AWS GovCloud (US) Regions refer to both AWS GovCloud (US-West) and AWS GovCloud (US-East) Regions. In this guide, we assume you are familiar with [Amazon Web Services \(AWS\)](#).

For a list of AWS or AWS GovCloud (US) related resources, see [Related Resources](#).

More information related to the releases in AWS GovCloud (US) can be found at [What's new with AWS GovCloud \(US\)](#).

What Is AWS GovCloud (US)?

AWS GovCloud (US) consist of isolated AWS Regions designed to allow U.S. government agencies and customers move sensitive workloads into [the cloud](#) by addressing their specific regulatory and compliance requirements, including Federal Risk and Authorization Management Program (FedRAMP) High, Department of Defense Security Requirements Guide (DoD SRG) Impact Levels 4 and 5, and Criminal Justice Information Services (CJIS). To assist customers in managing their obligations under U.S. export control regimes such as the International Traffic in Arms Regulations (ITAR) and the Export Administration Regulations (EAR), AWS GovCloud (US) Regions are logically and physically administered exclusively by AWS personnel that are U.S. citizens only. In this guide, the term AWS GovCloud (US) Regions refer to both AWS GovCloud (US-West) and AWS GovCloud (US-East) Regions.

You can run workloads that contain all categories of Controlled Unclassified Information (CUI) data and government-oriented, publicly available data in AWS GovCloud (US). For a list of compliance frameworks, see [AWS GovCloud \(US\) Security](#). AWS GovCloud (US) supports the management of regulated data by offering the following features:

- Restricting physical and logical administrative access to AWS personnel that are U.S. citizens only.
- Providing FIPS 140-3 endpoints. (For details on each service, see the [Service Endpoints](#) section.)

Depending on your requirements, you can also run non-government workloads in the AWS GovCloud (US) regions; and use the unique capabilities of these Regions.

Note

AWS manages physical and logical access controls for the AWS boundary. However, the overall security of your workloads is a shared responsibility, where you are responsible for controlling user access to content in your AWS GovCloud (US) account.

The *AWS GovCloud (US) User Guide* provides details on setting up your AWS GovCloud (US) account, identifies the differences between AWS GovCloud (US) Regions and other AWS Regions, and defines usage guidelines for processing ITAR-regulated data within the AWS GovCloud (US). This guide assumes that you are familiar with [Amazon Web Services \(AWS\)](#).

Additional resources:

- For pricing information, see [AWS GovCloud \(US\) Pricing](#).
- For information about the differences between AWS GovCloud (US) Regions and other AWS Regions, see [AWS GovCloud \(US\) Compared to Standard AWS Regions](#).
- For more information about meeting US Government compliance requirements please, see [AWS GovCloud \(US\)](#).
- For a list of AWS or AWS GovCloud (US)–related resources, see [Related Resources](#).

AWS GovCloud (US) Compared to Standard AWS Regions

AWS GovCloud (US) are isolated AWS Regions designed to allow U.S. government agencies and customers to move sensitive workloads into [the cloud](#) by addressing their specific regulatory and compliance requirements, including Federal Risk and Authorization Management Program (FedRAMP) High, Department of Defense Security Requirements Guide (DoD SRG) Impact Level 5, and Criminal Justice Services (CJIS). To assist customers in managing their obligations under U.S. export control regimes such as the International Traffic in Arms Regulations (ITAR) and the Export Administration Regulations (EAR), AWS GovCloud (US) are logically and physically administered exclusively by U.S. citizens

- AWS GovCloud (US) uses FIPS 140-3 approved cryptographic modules for all AWS service API endpoints, unless otherwise indicated in the [Service Endpoints](#) section.
- AWS GovCloud (US) is appropriate for all types of Controlled Unclassified Information (CUI) and unclassified data. For more details, see [Maintaining U.S. International Traffic in Arms Regulations \(ITAR\) Compliance](#).
- The AWS GovCloud (US) Regions are physically isolated and have logical network isolation from all other AWS Regions.
- AWS restricts all physical and logical access for those staff supporting AWS GovCloud (US) to US Citizens. AWS allows only vetted U.S. citizens with distinct access controls separate from other AWS Regions to administer AWS GovCloud (US). Any customer data fields that are defined as outside of the ITAR boundary (such as S3 bucket names) are explicitly documented in the service-specific section as not permitted to contain export-controlled data.
- AWS GovCloud (US) authentication is completely isolated from Amazon.com.

AWS GovCloud (US) Regions also have high-level differences compared to the standard AWS Regions. The standard AWS practice of using two AWS Regions in a partition remains. In this case, using both AWS GovCloud (US) Regions for architecture is preferred. These differences are important when you evaluate and use AWS GovCloud (US). The following list outlines the differences:

Sign up

During the sign-up process, each customer is reviewed to determine if they are a U.S. entity (such as a government body, contracting company, or educational organization) where account credentials will be managed by a U.S. Person.

Endpoints

AWS GovCloud (US) uses endpoints that are specific to AWS GovCloud (US) and are publicly available from the Internet but are accessible only to AWS GovCloud (US) customers. For a list of these endpoints, see [Service Endpoints](#).

Credentials

You can access AWS GovCloud (US) only with AWS GovCloud (US) credentials (AWS GovCloud (US) account access key and AWS GovCloud (US) IAM user credentials). You cannot access AWS GovCloud (US) with standard AWS credentials. Likewise, you cannot access standard AWS Regions using AWS GovCloud (US) credentials.

AWS Management Console for the AWS GovCloud (US) Region

You sign in to the AWS GovCloud (US) console by using an IAM user name and password. This requirement is different from the standard AWS Management Console, where you can sign in using your account credentials (email address and password). You cannot use your AWS GovCloud (US) account access keys to sign in to the AWS GovCloud (US) console. For more information about creating an IAM user, see [Getting Started with AWS GovCloud \(US\)](#).

Billing, account activity, and usage reports

An AWS GovCloud (US) account is always associated to a single standard AWS account for billing and payment purposes. All AWS GovCloud (US) billing is billed or invoiced to the associated standard AWS account. You can view the AWS GovCloud (US) account activity and usage reports through the associated AWS standard account only.

Services

Services in the AWS GovCloud (US) Regions might have different capabilities compared to services in standard AWS Regions. For detailed information about each service in the AWS GovCloud (US) Regions, see [Using AWS GovCloud \(US\) Regions](#).

For all AWS GovCloud (US) accounts created after December 15, 2014, AWS CloudTrail will be automatically enabled with logging turned on. Amazon SNS notifications, however, must be set up independently. If you prefer not to have CloudTrail enabled, you can use the CloudTrail console in the AWS Management Console for AWS GovCloud (US) to disable it or turn off logging.

Multi-factor authentication

AWS GovCloud (US) users can use the same FIDO security tokens or virtual authenticator apps as commercial users. However, if instead opting for a TOTP hardware token for MFA, AWS GovCloud (US) users need to use a special device. This is due to the separate authentication stack. For more information, see the list of AWS GovCloud (US)-supported MFA devices on the [Multi-Factor Authentication](#) page.

AWS GovCloud (US) account validation

You can validate your AWS GovCloud (US) account ID from standard Region account by completing the following steps:

1. Login to standard Region account.
2. Click on "Account ID Name" in top right-hand corner of screen.
3. Click on "Account".
4. Scroll down to the "Sign up for AWS AWS GovCloud (US)" button.
5. Click on the "Sign up for AWS AWS GovCloud (US)" button.

A note will be displayed stating the following:

Our records show that you already have a GovCloud (US) account. If you lost the password please contact our customer support team. Thank you.

Your account is ready to use.

GovCloud (US) Account ID: XXXXXXXXXXXX (this is the customer's GovCloud account ID)

AWS GovCloud (US) Billing and Payment

All AWS GovCloud (US) activity, usage, and payments are managed through a standard AWS account. When you sign up for AWS GovCloud (US), your AWS GovCloud (US) account is associated with your standard AWS account. You can associate only one AWS GovCloud (US) account to one standard AWS account. If you require multiple AWS GovCloud (US) accounts, you must create a standard AWS account for each AWS GovCloud (US) account. For more information about Billing and Cost Management, see the [AWS Billing and Cost Management documentation](#).

To view account activity and usage reports for the AWS GovCloud (US) account, you must sign in to the standard AWS account (using credentials from that account). You cannot view usage and activity from the AWS Management Console for the AWS GovCloud (US) Region.

If you use AWS services in other AWS Regions with the standard AWS account, your account activity and usage reports are combined. If you want to separate billing and usage between the two accounts, create a new standard AWS account that you use only to associate with your AWS GovCloud (US) account.

The following diagram outlines the relationship between AWS GovCloud (US) and standard AWS accounts:



AWS GovCloud (US) account relationship to standard AWS account

AWS Cost and Usage Reports

The AWS Cost and Usage Reports (AWS CUR) contains a comprehensive set of cost and usage data. You can use Cost and Usage Reports to publish your AWS billing reports to an Amazon Simple Storage Service (Amazon S3) bucket that you own. The CURs contains AWS cost and usage data for both commercial and GovCloud partitions.

Access cost and usage reports in GovCloud partition

Currently, billing information for GovCloud accounts and regions are only available in the commercial partition. For organizations that require users to exclusively use AWS GovCloud (US) regions, you can copy CURs stored in an Amazon S3 bucket(s) in commercial region(s) into an AWS GovCloud (US) Amazon S3 bucket. See [Move data in and out of AWS GovCloud \(US\) with Amazon S3](#).

Savings plans

Savings plans for GovCloud account and regions need to be purchased in the Standard commercial account. These plans purchased in the Standard account apply to usage in GovCloud regions. See [How Amazon Elastic Compute Cloud Differs for AWS GovCloud \(US\)](#). In addition, GovCloud accounts inherit discount sharing configuration from their associated commercial accounts. See [Activating shared Reserved Instances and Savings Plans discount sharing](#).

Getting Started with AWS GovCloud (US)

To sign up for AWS GovCloud (US) and to access the AWS Management Console for the AWS GovCloud (US) Regions, you follow procedures that are different from those for other AWS Regions.

The following topics describe how to sign up and get set up with AWS GovCloud (US).

AWS GovCloud (US) Sign Up

In order to sign up for an AWS GovCloud (US) account, you need to be an individual or entity that meets the requirement of AWS GovCloud (US).

- The account holder must be a U.S. entity incorporated to do business in the United States and is based on U.S. soil.
- The account holder must be a U.S. Person defined as a U.S. Citizen or active Green Card holder.
- The account holder must be able to handle International Traffic and Arms Regulation (ITAR) export controlled data.
- In addition, AWS uses automated controls to prevent the creation of fraudulent accounts. This may cause new account creations to be denied. If you believe your request was denied in error, please contact AWS Customer Support for additional assistance in account creation.

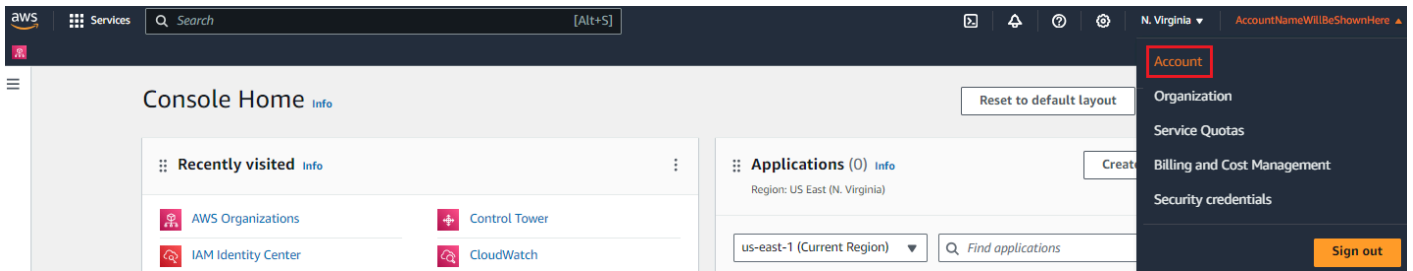
Create accounts as a direct consumer

There are two options for creating an AWS GovCloud (US) account as a direct consumer.

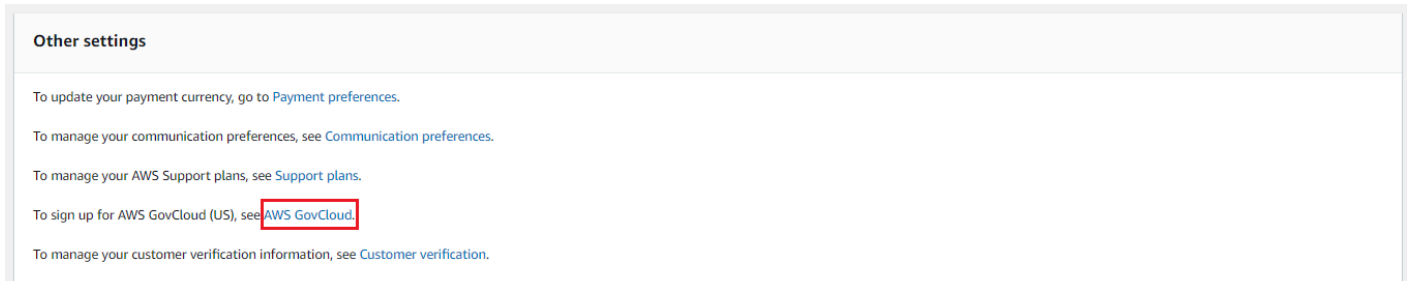
Option 1: Creating an AWS GovCloud (US) from a standalone AWS account

If you are a direct customer of AWS and do not purchase AWS through an AWS Solution Provider or an AWS Reseller, follow the steps below. If you are using AWS Organizations to manage accounts, we recommend using the AWS Organizations API.

1. Create a new AWS standard account by [signing up for a new account](#).
2. Log in to the new AWS account with the root credentials. If you do not have the root credentials, create a support ticket to recover the credentials.
3. Navigate to the **Account** page at the top right of the AWS Management Console.



4. On the **Account** page, scroll down to the **Other settings** section. Choose the **AWS GovCloud** link. If you do not see this link, ensure you logged in with the root credentials otherwise, create a support ticket.



5. This will navigate you to the AWS GovCloud (US) Sign Up Portal where you are asked to accept the AWS GovCloud (US) legal agreement and provide additional information, so we can verify your eligibility for an AWS GovCloud (US) account.

Option 2: Creating an AWS GovCloud (US) with AWS Organizations

[AWS Organizations](#) helps you centrally govern your environment as you grow and scale your workloads on AWS. AWS Organizations manages a set of accounts within each partition and can help create accounts across partitions. For example, you can create an AWS organization within the AWS US Standard Regions to manage accounts in those Regions. You will need to create a separate AWS organization in AWS GovCloud (US) to manage accounts in the AWS GovCloud (US) partition.

1. Follow the steps above to create a standalone AWS GovCloud (US) account that is mapped to your AWS Organizations management account.
2. Call the AWS Organizations [CreateGovCloudAccount](#) API from the AWS Standard account that is the management account of your Organization. This will create two accounts, one in the AWS Standard Region Organization and an associated AWS GovCloud (US) Account. This API will create roles for accessing the new AWS Standard account from the Standard Organization and will create roles in the AWS GovCloud (US) account that is mapped to your management account for accessing the new AWS GovCloud (US) account.

3. The API call will return success but is executed asynchronously and may take a few minutes to complete. For more information, visit the [AWS Organizations documentation](#).

In order to get the account numbers being created, please run the describe-create-account-status command.

Example

```
describe-create-account-status --create-account-request-id [value].
```

```
aws organizations describe-create-account-status --create-account-request-id car-examplecreateaccountrequestid111
```

See [here](#) for more information.

4. Once complete, you can log in to your AWS GovCloud (US) management account and switch role into the new AWS GovCloud (US) account.
5. After creating the standalone account in the AWS GovCloud (US), you can invite it to an organization in the AWS GovCloud (US) only.

Creating an AWS GovCloud (US) account through a Reseller or Solution Provider

Contact your AWS Solution Provider or AWS Reseller to sign up for an AWS GovCloud (US) account.

Solution Providers or Resellers

If you are a **Solution Provider and wish to resell Authorized Services in the AWS GovCloud (US) Regions** please contact your AWS business representative by going to the AWS GovCloud (US) [Contact Us](#) page and completing the form to start the sign-up process.

AWS Marketplace

Software vendors who want to be listed in the AWS Marketplace for AWS GovCloud (US) must have a direct agreement with AWS. Software vendors who want to be listed in the AWS GovCloud (US) Region should sign up as a Direct Customer whether they are resellers or not.

Close Account

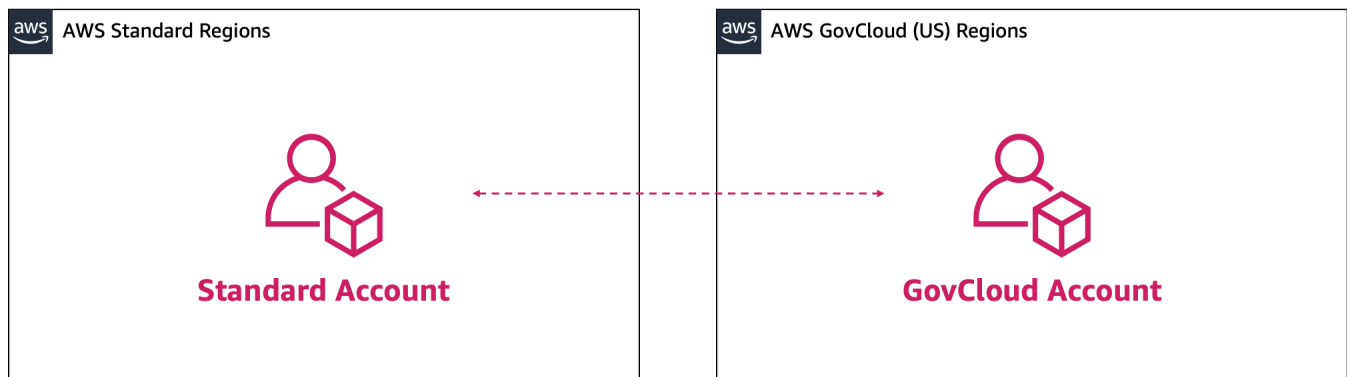
For instructions on how to close an AWS GovCloud (US) account, see [Closing an AWS GovCloud \(US\) account](#).

AWS Standard Account Linking

AWS GovCloud (US) accounts are associated 1:1 with standard AWS accounts for billing, service, and support purposes. Customers are required to have an existing standard account before signing up for an AWS GovCloud (US) account

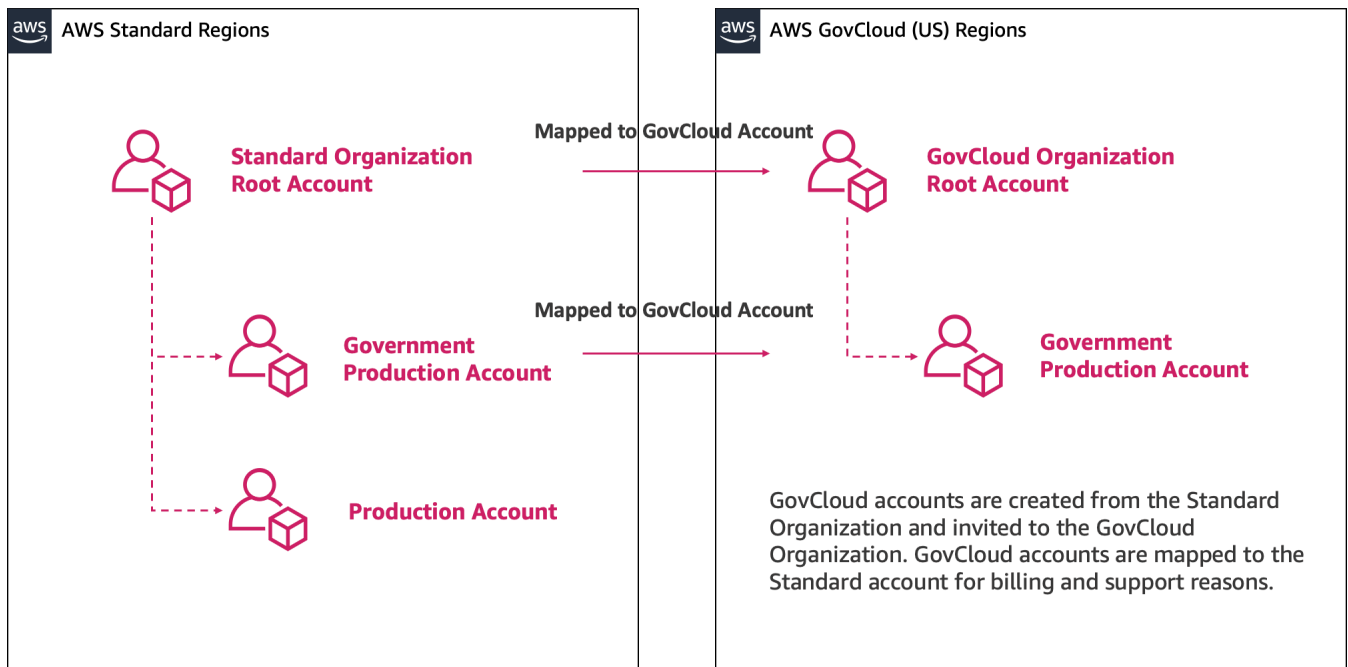
⚠ Important

We recommend creating a new AWS account that will only be used for AWS GovCloud (US) sign up and billing (i.e. do not deploy any AWS workloads into AWS standard account). A dedicated AWS account for the new AWS GovCloud (US) account will enable you to transfer the AWS GovCloud (US) account to another party in the future and fully close the AWS GovCloud (US) accounts without affecting your other AWS workloads.



If you are using AWS Organizations to manage accounts within AWS standard regions, you can create the new standard account from AWS Organizations console or using the [AWS Organizations API](#). Your AWS Organization in your standard AWS account is separate from the AWS Organizations in your AWS GovCloud (US) should you choose to create one, even though the accounts are linked. You must manage each separately. Only the standard AWS account will be managed by the existing Organization.

You can create a new AWS Organizations within the AWS GovCloud (US) partition by creating a set of new accounts, creating a new AWS Organizations root within one of the new accounts, and inviting the other AWS GovCloud (US) accounts to the new AWS Organization. Follow the steps for [inviting accounts to an organization](#) here. This will result in separate AWS Organization, one in each partition.



Signing in to AWS GovCloud (US)

The AWS Management Console provides a web-based user interface that you can use to create and manage your AWS resources. For example, you can start and stop Amazon EC2 instances, create Amazon DynamoDB tables, create Amazon S3 buckets, and so on.

Before you can use the AWS Management Console, you must sign in to your AWS GovCloud (US) account. There are two different types of users in AWS GovCloud (US). You are either the account owner (root user) or you are an IAM user. The root user is created when the AWS GovCloud (US) account is created. IAM users are created by the root user or an IAM administrator within the AWS GovCloud (US) account.

If you do not remember your credentials or have trouble signing in using your credentials, see [Troubleshooting AWS GovCloud \(US\) sign-in or account issues](#).

Sign in as the root user

The AWS Management Console for AWS GovCloud (US) only supports signing in as an IAM user. Signing in to the AWS Management Console for AWS GovCloud (US) as the AWS GovCloud (US) account root user or as the associated standard AWS account root user is not supported.

For more information, see [AWS Identity and Access Management in AWS GovCloud \(US\)](#).

For more information about the AWS GovCloud (US) account root user, see [AWS GovCloud \(US\) account root user](#).

Sign in as an IAM user

Before you sign in to an AWS GovCloud (US) account as an IAM user, be sure that you have the following required information. If you do not have this information, contact the administrator for the AWS GovCloud (US) account.

Requirements

- One of the following:
 - The account alias.
 - The 12-digit AWS GovCloud (US) account ID.
- The user name for your IAM user.
- The password for your IAM user.

If you are a root user or IAM administrator and need to provide the AWS GovCloud (US) account ID or AWS GovCloud (US) account alias to an IAM user, see [Your AWS GovCloud \(US\) account ID and its alias](#).

If you are an IAM user, you can log in using either a sign-in URL or the main sign-in page.

To sign in to an AWS GovCloud (US) account as an IAM user using an IAM user sign-in URL

1. Open a browser and enter the following sign-in URL, replacing `account_alias_or_id` with the account alias or account ID provided by your administrator.

```
https://<account_alias_or_id>.signin.amazonaws-us-gov.com
```

2. Enter your IAM user name and password and choose **Sign in**.

Sign in as IAM user

Account ID (12 digits) or account alias

IAM user name

Password

Remember this account

Sign in

[Forgot password?](#)

To sign in to an AWS GovCloud (US) account as an IAM user using the main sign-in page

1. Open [link](#).

If you have signed in previously using this browser, your browser might remember the account alias or account ID for the AWS GovCloud (US) account.

2. Enter account alias or account ID, IAM user name and password and choose **Sign in**.

Sign in as IAM user

Account ID (12 digits) or account alias

IAM user name

Password

Remember this account

Sign in

[Forgot password?](#)

Your AWS GovCloud (US) account ID and its alias

To sign in to an AWS GovCloud (US) account as an IAM user, you must have an account alias or an account ID for the AWS GovCloud (US) account. If you are signed in to the AWS Management Console or have configured the AWS CLI or an AWS SDK with your account credentials, you can find the account alias or account ID for the AWS GovCloud (US) account. If you cannot sign in, ask your administrator for the information that you need to sign in.

Note

Account aliases are not secrets, and they will appear in your public-facing sign-in page URL. Do not include any sensitive information in your account alias.

Finding your AWS GovCloud (US) account ID

You can find the account ID for your AWS GovCloud (US) account using the following methods.

Note

Support can't help you recover this information.

Finding your AWS GovCloud (US) account ID using the AWS Management Console for AWS GovCloud (US)

You can retrieve your AWS GovCloud (US) account ID by [Signing in to AWS GovCloud \(US\)](#). In the navigation bar, choose **Support**, and then **Support Center**. Your currently signed-in 12-digit account number (ID) appears in the **Support Center** navigation pane.

Finding your AWS GovCloud (US) account ID using the standard AWS Management Console

You can retrieve your AWS GovCloud (US) account ID by signing in to [the standard AWS Management Console as the root user](#) of the [associated standard AWS account](#). In the navigation bar, choose your account name on the top right of the window, and then choose **Account**. On the **Account Settings** page, under **AWS GovCloud (US)**, choose the **Sign up for AWS GovCloud (US)** button. You will be directed to a page that indicates you already have access and displays your account ID.

Finding your AWS GovCloud (US) account ID using the AWS CLI

With AWS GovCloud (US) account credentials use the following command to view your user ID, account ID, and your user ARN:

- [aws sts get-caller-identity](#)

If your AWS GovCloud (US) account was created using the [CreateGovCloudAccount](#) API, use the following command view your AWS GovCloud (US) account ID and its associated standard AWS account ID. This call must be made from the standard [AWS Organizations management account](#) or by a member account that is a delegated administrator for an AWS service.

- [aws organizations list-create-account-status](#)

Finding your AWS GovCloud (US) account ID using the API

With AWS GovCloud (US) account credentials, use the following API to view your user ID, account ID, and your user ARN:

- [GetCallerIdentity](#)

If your AWS GovCloud (US) account was created using the [CreateGovCloudAccount](#) API, use the following command view your AWS GovCloud (US) account ID and its associated standard AWS account ID. This call must be made from the standard [AWS Organizations management account](#) or by a member account that is a delegated administrator for an AWS service.

- [ListCreateAccountStatus](#)

Finding your associated standard AWS account ID

Note

Support can't help you recover this information.

Finding your associated standard AWS account ID using the AWS Management Console for AWS GovCloud (US)

You can retrieve your associated standard AWS account ID by signing into your AWS GovCloud (US) account.

In the navigation bar, choose **Support**, and then **Support Center**. In the **Support Center** navigation pane, choose **Your support cases** and open the most recently created support case by choosing its **Case ID** or **Subject**. In the **Case details**, look for the email address listed in the **Opened by** field. If your account email address has not changed since opening the case, this will be your account email address. [Sign in as the root user](#) of your standard AWS account using this email and follow [Finding your AWS account ID](#) in the *AWS Identity and Access Management User Guide*.

Note

If you have never opened a support case or believe the email address has since changed, [create a support case for account and billing](#) and [resolve it](#) immediately. Review the case's **Open by** field to see the associated account email.

Finding your associated standard AWS account ID using the AWS CLI

If your AWS GovCloud (US) account was created using [CreateGovCloudAccount](#) API, use the following command view your AWS GovCloud (US) account ID and its associated standard AWS account ID. This call must be made from the standard [AWS Organizations management account](#) or by a member account that is a delegated administrator for an AWS service.

- [aws organizations list-create-account-status](#)

Finding your associated standard AWS account ID using the API

If your AWS GovCloud (US) account was created using the [CreateGovCloudAccount](#) API, use the following command view your AWS GovCloud (US) account ID and its associated standard AWS account ID. This call must be made from the standard [AWS Organizations management account](#) or by a member account that is a delegated administrator for an AWS service.

- [ListCreateAccountStatus](#)

About account aliases

If you want the URL for your sign-in page to contain your company name (or other friendly identifier) instead of your AWS GovCloud (US) account ID, you can create an account alias. This section provides information about AWS account aliases and lists the API operations that you use to create an alias.

Your sign-in page URL has the following format, by default.

```
https://<Your_Account_ID>.signin.aws.amazon.com/console/
```

If you create an AWS account alias for your AWS GovCloud (US) ID, your sign-in page URL looks like the following example.

```
https://<Your_Account_Alias>.signin.aws.amazon.com/console/
```

The original URL containing your AWS GovCloud (US) ID remains active and can be used after you create your AWS account alias.

Tip

To create a bookmark for your account sign-in page in your web browser, you should manually type the sign-in URL in the bookmark entry. Don't use your web browser's "bookmark this page" feature.

Creating, deleting, and listing an AWS account alias

You can use the AWS Management Console, the IAM API, or the command line interface to create or delete your AWS GovCloud (US) account alias.

Considerations

- Your AWS GovCloud (US) account can have only one alias. If you create a new alias for your AWS GovCloud (US) account, the new alias overwrites the previous alias, and the URL containing the previous alias stops working.
- The account alias must be unique across all Amazon Web Services products. It must contain only digits, lowercase letters, and hyphens. For more information on limitations on AWS account entities, see [IAM and AWS STS quotas](#).
- Changes to your AWS GovCloud (US) account alias or the associated standard AWS account alias will not overwrite the other alias. They can each be customized without interference of the other. See [Creating](#) in the *AWS Identity and Access Management User Guide* to learn more about customizing the associated standard AWS account alias.

Creating, editing, and deleting aliases (console)

You can create, edit, and delete an account alias from the AWS Management Console for AWS GovCloud (US).

To create, edit, or remove an account alias (console)

1. Sign in to the AWS Management Console for AWS GovCloud (US) and open the IAM console at <https://console.amazonaws-us-gov.com/iam/>.
2. In the navigation pane, choose **Dashboard**.
3. In the **AWS account** section, find **Account Alias**, and choose **Create**. If an alias already exists, then choose **Edit**.
4. Type the name you want to use for your alias, then choose **Save changes**.

5. To remove the alias, next to **Account Alias** choose **Delete**, and then choose **Delete**. The sign-in URL reverts to using your AWS account ID.

Creating, deleting, and listing aliases (AWS CLI)

Note

You must use AWS GovCloud (US) credentials.

To create an alias for your AWS Management Console for AWS GovCloud (US) sign-in page URL, run the following command:

- [aws iam create-account-alias](#)

To delete an AWS account ID alias, run the following command:

- [aws iam delete-account-alias](#)

To display your AWS account ID alias, run the following command:

- [aws iam list-account-aliases](#)

Creating, deleting, and listing aliases (AWS API)

Note

You must use AWS GovCloud (US) credentials.

To create an alias for your AWS Management Console for AWS GovCloud (US) sign-in page URL, call the following operation:

- [aws CreateAccountAlias](#)

To delete an alias for your AWS Management Console for AWS GovCloud (US) sign-in page URL, call the following operation:

- [aws DeleteAccountAlias](#)

To display your AWS account ID alias, call the following operation:

- [aws ListAccountAliases](#)

Troubleshooting AWS GovCloud (US) sign-in or account issues

Use the information here to help you troubleshoot sign-in and other AWS GovCloud (US) account issues. For step-by-step directions to sign in to an AWS account, see [Sign in as the root user](#)

If you are having trouble signing in to your [associated standard AWS account](#), see [Troubleshooting sign-in issues](#) in the *AWS Sign-In User Guide* instead.

Note

For security purposes, AWS doesn't have access to view, provide, or change your credentials.

My AWS GovCloud (US) credentials aren't working

When you can't sign in to the AWS Management Console for AWS GovCloud (US), try to remember how you previously accessed AWS.

If you don't remember signing in using a password at all

You might have previously accessed AWS without using AWS credentials. This is common for enterprise single sign-on through IAM Identity Center. Accessing AWS this way means that you use your corporate credentials to access AWS accounts or applications without entering your credentials.

- **AWS access portal** – If an administrator allows you to use credentials from outside AWS to access AWS, you need the URL for your portal. Check your email, browser favorites, or browser history for a URL that includes `awsapps.com/start` or `signin.aws/platform/login`.

For example, your custom URL might include an ID or a domain such as `https://d-1234567890.awsapps.com/start`.

If you can't find your portal link, contact your administrator. Support can't help you recover this information.

If you remember signing in using a password

You might be on the wrong page. Try signing in on a different page:

- **Root user sign-in page** – Signing in to the AWS Management Console for AWS GovCloud (US) as the root user is not supported. To learn more about the root user in AWS GovCloud (US), see [AWS GovCloud \(US\) account root user](#) in the *AWS GovCloud (US) User Guide*.
- **IAM user sign-in page** – If you or someone else created an IAM user within a single AWS GovCloud (US) account, you must know that account ID or alias. Enter your account ID or alias, user name, and password in to the [AWS Management Console for AWS GovCloud \(US\)](#). To learn how to access the IAM user sign-in page, see [Sign in as the root user](#). If you forgot your IAM user password, see [I lost or forgot my AWS GovCloud \(US\) IAM user name or password](#) for information on resetting your IAM user password. If you forgot your account number, search your email, browser favorites, or browser history for a URL that includes `signin.amazonaws-us-gov.com/`. Your account ID or alias will precede this URL, such as `account_alias_or_id.signin.amazonaws-us-gov.com`. The account ID can also follow the `account=` or `account%3D` text in the URL. If you can't find your account ID or alias, see [I need my AWS GovCloud \(US\) account ID or account alias](#).
- **AWS access portal** – If an administrator set up an AWS IAM Identity Center identity source for AWS, you must sign in using your user name and password. In this case, you need the URL for your portal. Check your email, secure password storage, browser favorites, or browser history for a URL that includes `start.us-gov-home.awsapps.com` or `signin-fips.amazonaws-us-gov.com/platform/login`. For example, your custom URL might include an ID or a domain such as `https://start.us-gov-home.awsapps.com/directory/d-1234567890`.

If you can't find your portal link, contact your administrator. Support can't help you recover this information.

For more assistance on troubleshooting your sign-in issues, see [What do I do if I'm having trouble signing in to or accessing my AWS account?](#)

I need my AWS GovCloud (US) account ID or account alias

If you are an IAM user and you are not signed in, you must ask your administrator for the AWS account ID or AWS account alias. You need this information, plus your IAM user name and password, to sign in to an AWS account. To learn more about where to find your account ID and alias, see [Your AWS GovCloud \(US\) account ID and its alias](#) in the *AWS GovCloud (US) User Guide*.

Note

Support can't help you recover this information.

I lost or forgot my AWS GovCloud (US) IAM user name or password

If you are an IAM user, your administrator provides your credentials. If you forget your password, you must ask your administrator to reset your password. To learn how an administrator can manage your password, see [Managing passwords for IAM users](#).

If you are an administrator of the AWS GovCloud (US) account and have forgot your password to the AWS Management Console for AWS GovCloud (US), please contact another administrator in the account to assist with restoring your access. If there are no other users with administrative access to your account, you will need root credentials for your AWS GovCloud (US) account to restore console access. To learn how to restore administrative console access with the root user, see [AWS GovCloud \(US\) account root user](#) in the *AWS GovCloud (US) User Guide*.

I lost or forgot the access keys for my AWS GovCloud (US) IAM user name

If you are an IAM user and you forget your access keys, you will need new access keys. If you have permission to create your own access keys, you can find instructions for creating a new one at [Managing access keys \(console\)](#). If you do not have the required permissions, you must ask your administrator to create new access keys. If you are still using your old keys, ask your administrator not to delete the old keys. To learn how an administrator can manage your access keys, see [Managing access keys for IAM users](#).

You should follow the AWS [best practice](#) of periodically changing your password and AWS access keys. In AWS, you change access keys by rotating them. This means that you create a new one, configure your applications to use the new key, and then delete the old one. You are allowed to have two access key pairs active at the same time for just this reason. For more information, see [Rotating access keys](#).

I lost or forgot the access keys for my AWS GovCloud (US) root user

If you forget your AWS GovCloud (US) account root access keys, you can request new access keys, see [AWS GovCloud \(US\) account root user](#) in the *AWS GovCloud (US) User Guide*.

I forgot the root user password for my standard AWS account

If you are a root user and you have lost or forgot the password for your [associated standard AWS account](#), you can reset your password. You must know the email address used to create the associated standard AWS account and you must have access to the email account. For more information, see [Resetting lost or forgotten passwords or access keys for AWS](#).

I don't know the email for my standard AWS account or AWS GovCloud (US) account

Your AWS GovCloud (US) account email address is the same as email address configured in its [associated standard AWS account](#). Changing the standard AWS account email will result in a change to the AWS GovCloud (US) account email.

If you are not sure of the email address associated with your AWS GovCloud (US) account, [sign in to your AWS GovCloud \(US\) account](#). In the navigation bar, choose **Support**, and then **Support Center**. In the **Support Center** navigation pane, choose **Your support cases** and open the most recently created support case by choosing its **Case ID** or **Subject**. In the **Case details**, look for the email address listed in the **Opened by** field. If your account email address has not changed since opening the case, this will be your account email address.

Note

If you have never opened a support case or believe the email address has since changed, [Create a support case for account and billing](#) and [resolve it](#) immediately. Review this cases **Open by** field to see the associated account email.

If you can't sign in to your AWS GovCloud (US) account to find your email address, see [I don't have access to the email for my AWS account](#) in the AWS Sign-In User Guide.

I don't have access to the email for my standard AWS account or AWS GovCloud (US) account

If you know the email address, but no longer have access to the email, see [I don't have access to the email for my AWS account](#) in the *AWS Sign-In User Guide*.

I need to change the credit card for my AWS GovCloud (US) account

To change the credit card for your AWS GovCloud (US) account, you must have access to its [associated standard AWS account](#). See [I need to change the credit card for my AWS account](#) in the *AWS Account Management Reference Guide*.

I need to report fraudulent AWS GovCloud (US) account activity

If you suspect fraudulent activity using your AWS GovCloud (US) account and would like to make a report, see [How do I report abuse of AWS resources](#).

I need to close my AWS GovCloud (US) account activity

See [Closing an AWS GovCloud \(US\) account](#) in the *AWS GovCloud (US) User Guide*.

AWS GovCloud (US) account root user

When you first create a standard AWS account (not an AWS GovCloud (US) account), you begin with one identity that has complete access to all AWS services and resources in the account. This identity is called the AWS account root user. You can sign in as the root user using the email address and password that you used to create the account.

When you finish the [AWS GovCloud \(US\) Sign Up](#) process and your AWS GovCloud (US) account is created, the AWS GovCloud (US) account root user is also created at that time. Unlike the conclusion of the standard AWS account sign up process, you cannot sign-in to the AWS Management Console for AWS GovCloud (US) using your account email address and password. Depending on the method you used to sign up, you are provided initial console access to your AWS GovCloud (US) account via either an Administrator IAM user or the `OrganizationAccountAccessRole` IAM role.

While AWS GovCloud (US) account root user console access is not supported, programmatic access keys are supported. Access keys are long-term credentials for an IAM user or the AWS account root user. You can use access keys to sign programmatic requests to the AWS CLI or AWS API (directly or using the AWS SDK).

Anyone who has root user access keys for your AWS GovCloud (US) account has unrestricted access to all the resources in your account.

In this guide you will find...

- How to identify if your AWS GovCloud (US) account has root access keys
- Step-by-step directions to request your AWS GovCloud (US) account root user access keys
- Information that will help you complete task that require the AWS GovCloud (US) account root user

Important

We strongly recommend that you do not use the root user for your everyday tasks, even the administrative ones. Instead, adhere to the best practice of using the root user only to create your first IAM user. Then securely lock away the root user access keys and use them to perform only a few account and service management tasks. To view the tasks that require root user access keys, see [Tasks in AWS GovCloud \(US\) Regions that require root user access keys](#)

Does my AWS GovCloud (US) account have existing root access keys?

As an AWS GovCloud (US) account administrator, you may want to know if there are root access keys in your AWS GovCloud (US) account.

Method 1

You can generate and download a credential report that lists all users in your account and the status of their various credentials, including passwords, access keys, and MFA device from your AWS GovCloud (US) account.

To get your credential report, see [Getting credential reports for your AWS account](#) in the *AWS Identity and Access Management User Guide*.

In the credential report CSV, the following columns will allow you to identify if you have root access keys in your account and if they are active.

- **user** – Identify the `root_account` row.
- **access_key_1_active** – When the root user has an access key and the access key's status is Active, this value is TRUE. Otherwise it is FALSE.
- **access_key_1_last_rotated** – The date and time, in [ISO 8601 date-time format](#), when the root user's access key was created or last changed. If the root user does not have an active access key, the value in this field is N/A (not applicable).

- **access_key_2_active** – When the root user has a second access key and the second key's status is Active, this value is TRUE. Otherwise it is FALSE.
- **access_key_2_last_rotated** – The date and time, [ISO 8601 date-time format](#), when the root user's second access key was created or last changed. If the root user does not have a second active access key, the value in this field is N/A (not applicable).

In this example, the root user has an active root access key in the account because the `access_key_1_last_rotated` field is not marked N/A and the `access_key_1_active` field is marked TRUE. You can also see there is not a second access key associated with the root user because `access_key_2_last_rotated` field is marked N/A. Since there is not a second access key `access_key_2_active` field is marked FALSE.

	A	B
1	user	<root_account>
2	arn	arn:aws-us-gov:iam::123456789012:root
3	user_creation_time	2018-09-18T12:40:35+00:00
4	password_enabled	not_supported
5	password_last_used	no_information
6	password_last_changed	not_supported
7	password_next_rotation	not_supported
8	mfa_active	FALSE
9	access_key_1_active	TRUE
10	access_key_1_last_rotated	2022-08-27T14:06:52+00:00
11	access_key_1_last_used_date	2022-09-30T21:28:00+00:00
12	access_key_1_last_used_region	us-gov-west-1
13	access_key_1_last_used_service	iam
14	access_key_2_active	FALSE
15	access_key_2_last_rotated	N/A
16	access_key_2_last_used_date	N/A
17	access_key_2_last_used_region	N/A
18	access_key_2_last_used_service	N/A
19	cert_1_active	FALSE
20	cert_1_last_rotated	N/A
21	cert_2_active	FALSE
22	cert_2_last_rotated	N/A

For info on removing root user access keys, see [Deleting my AWS GovCloud \(US\) account root user access keys](#).

Method 2

If AWS Security Hub CSPM is enabled on your account, the following Security Hub CSPM controls have a Failed compliance status when root access keys exist in your AWS GovCloud (US) account.

- [CIS AWS Foundations Benchmark standard: 1.12 – Ensure no root user access key exists](#)

- [Payment Card Industry Data Security Standard \(PCI DSS\): \[PCI.IAM.1 IAMroot user access key should not exist\]](#)
- [AWS Foundational Security Best Practices standard: \[IAM.4 IAMroot user access key should not exist\]](#)

For more information on AWS Security Hub CSPM, see the [AWS Security Hub CSPM User Guide](#).

To remediate these findings, see [Deleting my AWS GovCloud \(US\) account root user access keys](#).

Requesting root access keys for an AWS GovCloud (US) account

AWS GovCloud (US) account root user access keys can be requested from Support. Once your request is processed and approved, any existing AWS GovCloud (US) account root user access keys in your AWS GovCloud (US) account will be deleted, followed by the creation of a single new access key. This new access key will be stored as an encrypted secret with AWS Secrets Manager and AWS KMS in the **US East (N. Virginia)** Region. This secret is made available exclusively to the root user of the [standard AWS account](#) associated with your AWS GovCloud (US) account.

AWS managed account for this process: **536883072436**.

Use the following guide to request and retrieve a new AWS GovCloud (US) account root user access key.

Important

This process is for AWS GovCloud (US) customers who have already signed up for an AWS GovCloud (US) account and completed all onboarding steps. If you are having issues with onboarding into AWS GovCloud (US), see [AWS GovCloud \(US\) Sign Up](#) or [contact Support](#).

Prerequisites

This task **requires root access** to the [standard AWS account](#) associated with your AWS GovCloud (US) account.

Important

The AWS GovCloud (US) account root user access keys provides unrestricted access to your AWS GovCloud (US) account. For security purposes Support will only process request for

AWS GovCloud (US) root credentials when the requester is the root user of the [standard AWS account](#) associated with your AWS GovCloud (US) account.

If your AWS GovCloud (US) account is in an AWS GovCloud (US) Organization and has a service control policy (SCP) applied to the AWS GovCloud (US) account that [disallows actions as the root user](#) or [prevents the creation of root access keys](#), your AWS GovCloud (US) [Organization management account](#) will need to adjust the SCP before you can request AWS GovCloud (US) account root access keys. Specifically they will need to allow the following actions from the root user:

- [CreateAccessKey](#)
- [DeleteAccessKey](#)
- [ListAccessKeys](#)

For AWS GovCloud (US) Organization Management Account Administrators

The following SCP meets the minimum requirements to process a request for AWS GovCloud (US) account root user access keys while disallowing all other actions from the AWS GovCloud (US) account root user.

This is useful in the situation where a member account may have forgot or lost their existing AWS GovCloud (US) account root user access keys and you would like to prevent them from being used to take actions against account resources until Support can process your request for new AWS GovCloud (US) account root user access keys.

Note

When a member account needs to perform administrative task as the root user after retrieving their new AWS GovCloud (US) account root access keys from Support, they may be blocked from completing the task. Move the member account to another OU with a less restrictive SCP applied or remove the policy completely to enable them to complete [Tasks in AWS GovCloud \(US\) Regions that require root user access keys](#).

This SCP will not affect the AWS GovCloud (US) Organizations Management account should you move that account into an OU with this SCP applied. To learn more, see [Tasks and entities not restricted by SCPs](#) in the *AWS Organizations User Guide*.

Step 1: Gather required information

Gather the following required information so you have it on hand when you open a support case in Step 2:

1. **Company Name** – This is the full legal name of a Company or Public Sector Organization associated with this account. If this AWS GovCloud (US) account is not associated with a Company or Public Sector Organization, provide Individual Account Owner as the Company Name.
2. **Account Email** – If you are not aware of your account email, see [I don't know the email for my standard AWS account or AWS GovCloud \(US\) account](#) in the *AWS GovCloud (US) User Guide*. If you need to change your account email, see [How do I change the email address that's associated with my AWS account?](#)
3. **Address** – This is the mailing address for your Company, Public Sector Organization, or the Individual Account Holder.
4. **AWS GovCloud (US) Account ID** – If you are not aware of your AWS GovCloud (US) account ID, see [Finding your AWS GovCloud \(US\) account ID](#) in the *AWS GovCloud (US) User Guide*.
5. **Asymmetric KMS key** – You need to provide an asymmetric KMS key when requesting root access keys for an AWS GovCloud (US) account. Generate the key in the standard AWS account associated with the AWS GovCloud (US) account and in us-east-1.

To generate a KMS key, use the following AWS CLI command:

```
aws kms create-key \  
  --region us-east-1 \  
  --key-usage ENCRYPT_DECRYPT \  
  --key-spec RSA_2048 \  
  --description "Asymmetric KMS key for encryption and decryption" \  
  --policy '{  
    "Version": "2012-10-17",  
    "Statement": [  
      {  
        "Sid": "Enable IAM User Permissions",  
        "Effect": "Allow",  
        "Principal": {"AWS": "arn:aws:iam::<your-account-ID>:root"},  
        "Action": "kms:*",  
        "Resource": "*"   
      },  
      {  
        "Sid": "Allow external account to encrypt",
```

```

        "Effect": "Allow",
        "Principal": {"AWS": "arn:aws:iam::536883072436:root"},
        "Action": "kms:Encrypt",
        "Resource": "*"
    }
]
}'

```

6. **Account Owner** – This is the full legal name (First, Middle, Last Name) of the account owner who is requesting AWS GovCloud (US) account root user access keys. Account owner is the individual creating the support case that meets the requirements outlined in the template found in Step 2.

Step 2: Create a support case

In this step, you create a support case to the Accounts and Billing support team to request root credentials for your AWS GovCloud (US) account.

1. [Sign in to your standard AWS account](#) associated with your AWS GovCloud (US) account as the root user. To learn about signing in as the root user, see [Sign in as the root user](#) in the *AWS Sign-In User Guide*.

If you are having issues signing in to your standard AWS account as the root user, see [Troubleshooting AWS sign-in or account issues](#) in the *AWS Sign-In User Guide*.

2. Navigate to [Support Center](#) by choosing the ? icon in the navigation bar and then choose **Support Center** from the dropdown.
3. Choose **Create case** from the Open support cases section.
4. Choose **Account and billing**.
5. Use the dropdown box to choose **Account**. For **Category** choose **AWS GovCloud (US) – Request Root Credentials**, and then choose **Next step: Additional information**.
6. For **Subject** enter **AWS GovCloud (US) – Request Root Credentials**.
7. In the **Description** box, copy and paste the following template:

```

Company Name: [Company Name From Step 1]
Account Email: [Account Email From Step 1]
Address: [Address From Step 1]
{govcloud-us} Account ID: [{govcloud-us} Account ID From Step 1]
Asymmetric {kms-key} ARN: [Asymmetric {kms-key} ARN from Step 1]

I [Full Legal Name: First, Middle, Last Name of the Account Owner] hereby

```

acknowledge the applicable requirements contained in the {govcloud-us} Addendum to the {aws} Customer Agreement (the "{govcloud-us} Addendum") that apply to and governs the use of the {aws-services} in the {govcloud-us} Region by the above referenced company. In accordance with the terms of the {govcloud-us} Addendum, I represent and warrant that: I am a U.S. person; not subject to export restrictions under U.S. export control laws and regulations (e.g., I am not on the denied or debarred party list or otherwise subject to sanctions); and have full authority to request {aws} release to me account credentials relating to the subject {govcloud-us} account listed above.

By typing my name below, I certify the above statements to be true and correct to the best of my knowledge, and that this information can be used for the purpose of processing new root credentials for the {govcloud-us} account listed above.

Name: [Full Legal Name: First, Middle, Last Name of the Account Owner]

Title: [Your title related to the Company Name identified above]

Date: [Enter the date]

8. Using the information collected in Step 1 fill out the required fields indicated by [brackets] in the template.

Important

Support will not process your request should the following be identified in your support case:

- An incomplete template was provided.
- There is missing information in the required fields.
- The AWS GovCloud (US) Account ID field has an AWS GovCloud (US) account ID not associated with the [standard AWS account](#) that is creating this support case.
- The Account Email field has an email that is not associated with the standard AWS account that creates this support case.
- Multiple AWS GovCloud (US) account IDs were provided. Each AWS GovCloud (US) account requested will need its own support case from the associated [standard AWS account](#) as the root user.

The following image shows an example of a completed ticket:

Subject

AWS GovCloud (US) - Request Root Credentials

Maximum 250 characters (206 remaining)

Description

Don't share any sensitive information in case correspondences, such as credentials, credit cards, signed URLs, or personally identifiable information.

[Learn more](#) 

Company Name: Example Company

Account Email: email@example.com

Address: 1960 W CHELSEA AVE STE 2006R ALLENTOWN PA 18104

AWS GovCloud (US) Account ID: 12345678901

Asymmetric KMS key ARN: arn:aws:kms:us-

east-1:12345678901:key/1234abcd-12ab-34cd-56ef-1234567890ab

I John Lee Doe hereby acknowledge the applicable requirements contained in the AWS GovCloud (US) Addendum to the AWS Customer Agreement (the "AWS GovCloud (US) Addendum") that apply to and governs the use of the AWS services in the AWS GovCloud (US) Region by the above referenced company. In accordance with the terms of the AWS GovCloud (US) Addendum, I represent and warrant that: I am a U.S. person; not subject to export restrictions under U.S. export control laws and regulations (e.g., I am not on the denied or debarred party list or otherwise subject to sanctions); and have full authority to request AWS release to me account credentials relating to the subject AWS GovCloud (US) account listed above.

By typing my name below, I certify the above statements to be true and correct to the best of my knowledge, and that this information can be used for the purpose of processing new root credentials for the AWS GovCloud (US) account listed above.

Name: John Lee Doe

Title: Executive Director of Information Technology

Date: October 14, 2022

Maximum 8000 characters (6656 remaining)

 **Attach files**

You can attach up to 3 files. Each file can be up to 5 MB.

9. Choose **Next step**.


10. Choose **Contact us**, choose your **Preferred contact language**, and then choose **Web** as the contact method, if it's not selected by default.

▼ **Contact options**

Preferred contact language

English ▼

Contact methods [Info](#)

Web 

Via email and Support Center

11. Choose **Submit**.

12. Support will work with our internal service teams on your request and follow up with any additional questions.

Once approved and processed, Support will follow-up on the support case to provide the required information you need to continue onto Step 3.

Step 3: Retrieving your AWS GovCloud (US) account root user access keys

In this step, you will retrieve your new AWS GovCloud (US) account root user access keys.

1. [Sign in to your standard AWS account](#) associated with your AWS GovCloud (US) account as the root user. To learn about signing in as the root user, see [Sign in as the root user](#) in the *AWS Sign-In User Guide*.

If you are having issues signing in to your [standard AWS account](#) as the root user, see [Troubleshooting AWS sign-in or account issues](#) in the *AWS Sign-In User Guide*.

2. Navigate to [Support Center](#) by choosing the ? icon in the navigation bar and then choose **Support Center** from the dropdown.

3. In the **Support Center** navigation pane, choose **Your support cases**.

4. Open your support case created in Step 2 by choosing the **Case ID** or **Subject**.

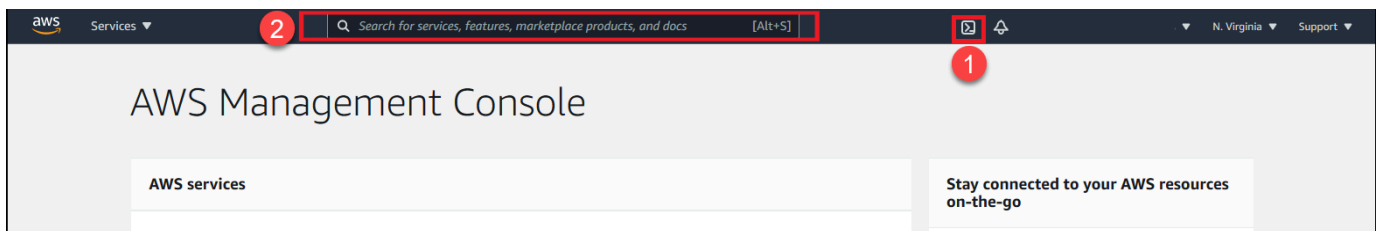
5. Find the latest **Correspondence** from Support.
6. Use keyboard shortcuts or context (right-click) menu to copy the AWS CLI command provided by Support, which looks like this:

```
aws secretsmanager get-secret-value \
  --secret-id '<RCR secret ARN>' \
  --region 'us-east-1' \
  --version-stage 'AWSCURRENT' \
  --output 'text' \
  --query '<SecretString>' \
  --no-cli-pager
```

Then decrypt the output of `get-secret-value` for the credentials using this AWS CLI command:

```
aws kms decrypt \
  --key-id '<KMS ARN GENERATED IN STEP 1>' \
  --region 'us-east-1' \
  --encryption-algorithm RSAES_OAEP_SHA_256 \
  --ciphertext-blob '<OUTPUT FROM get-secret-value>' \
  --output text \
  --query Plaintext | base64 --decode
```

7. With the command copied, launch AWS CloudShell. You can launch CloudShell from the AWS Management Console using either one of the following two methods:
 - Choose the AWS CloudShell icon on the console navigation bar.
 - Start typing `cloudshell` in the **Find Services** box and then choose the **CloudShell** option.



8. Your environment will take a few seconds to get started. Once ready you will see `[cloudshell-user@ip-xxx.xxx.xxx.xxx ~] $`.

Waiting for the environment to run...

AWS CloudShell

us-east-1

□

AWS CloudShell

us-east-1

```
Preparing your terminal...
[cloudshell-user@ip-██████████ ~]$ Try these commands to get started:
aws help or aws <command> help or aws <command> --cli-auto-prompt
[cloudshell-user@ip-██████████ ~]$ □
```

- Paste the following commands into the AWS CloudShell terminal, then press Enter. Your AWS GovCloud (US) root access keys will be output to the terminal.

Example

```
SECRET_ID="arn:aws:secretsmanager:us-east-1:536883072436:secret:<rcr-
example-02-0D3VUW>"
BLOB=$(aws secretsmanager get-secret-value \
  --secret-id "$SECRET_ID" \
  --region 'us-east-1' \
  --version-stage AWSCURRENT \
  --output text \
  --query 'SecretString' \
  --no-cli-pager)

KMS_ENCRYPTION_KEY='arn:aws:kms:us-east-1:536883072436:key/<12345678-90ab-
cdef-0123-4567-8example>'
aws kms decrypt \
  --region 'us-east-1' \
  --key-id "$KMS_ENCRYPTION_KEY" \
  --encryption-algorithm RSAES_OAEP_SHA_256 \
  --ciphertext-blob "$(echo "$BLOB")" \
  --output text \
```

```
--query Plaintext | base64 -d
```

Note

See the [Troubleshooting](#) section below should you experience any errors running the `get-secret-value` command.

10 Save your AWS GovCloud (US) account root user access keys in a safe location. To learn more, see [Securing my AWS GovCloud \(US\) account root user access keys](#) in this guide.

11 [Configure AWS GovCloud \(US\) account root user access keys in the AWS CLI \(AWS CloudShell\)](#) to complete [Tasks in AWS GovCloud \(US\) Regions that require root user access keys](#).

Important

The `aws secretsmanager get-secret-value` command will fail any additional execution attempts after a single successful execution. If you closed the browser or cleared the terminal before saving your access key and secret access key, you will need to start this process over from the beginning. Support will not be able to re-enable access to the previous secret from the original support case.

Troubleshooting

These are some of the most common issues you may face while retrieving your AWS GovCloud (US) account root user access keys.

Issue: DecryptionFailure

```
$ aws secretsmanager get-secret-value --secret-id arn:aws:secretsmanager:us-
east-1:536883072436:secret:abcDEfgHiJKLMno-abcDeF
--region us-east-1 --version-stage AWSCURRENT --output text --query <'SecretString'>
An error occurred (DecryptionFailure) when calling the GetSecretValue operation:
Secrets Manager can't decrypt the secret value: arn:aws:kms:us-
east-1:<536883072436:key/73947a77-ddbe-4dc7-bd8f-3fe0bc840778> is disabled.
(Service: AWSKMS; Status Code: 400; Error Code: DisabledException; Request ID:
<cdc4b7ed-e171-4cef-975a-ad829d4123e8; Proxy: null>)
```

Cause

Your AWS GovCloud (US) account root user access key have been successfully retrieved once.

Solution

If you lost or forgot your AWS GovCloud (US) account root user access keys from Step 3, you will need to start from Step 1 and submit a new support case. Support will not be able to re-enable access to the access keys generated in the original support case.

Issue: AccessDeniedException

```
$ aws secretsmanager get-secret-value --secret-id arn:aws:secretsmanager:us-east-1:536883072436:secret:abcDEfgHiJKLMno-abcDeF --region us-east-1 --version-stage AWSCURRENT --output text --query <'SecretString'>
An error occurred (AccessDeniedException) when calling the GetSecretValue operation:
  User: arn:aws:iam::123456789012:user/admin
is not authorized to perform: secretsmanager:GetSecretValue on resource:
  arn:aws:secretsmanager:us-east-1:536883072436:secret:abcDEfgHiJKLMno-abcDeF
because no resource-based policy allows the secretsmanager:GetSecretValue action
```

Cause

An IAM identity that was not the root user of the standard AWS account associated with your AWS GovCloud (US) account was used to run this command. For security purposes AWS will only allow the retrieval of your new AWS GovCloud (US) account root user access keys from the root user of the standard AWS account associated with your AWS GovCloud (US) account.

Solution

The AWS CLI in AWS CloudShell by default will assume the credentials of the user who is signed into the AWS Management Console. Sign in to the standard AWS account associated with your AWS GovCloud (US) account as the root user and run the provided command in AWS CloudShell.

Note

If you are signed in as the root user of the standard AWS account associated with your AWS GovCloud (US) account and you receive this error, your AWS CloudShell environment may have been altered from its default state. You can return AWS CloudShell to its default settings by [deleting your home directory](#).

Configure AWS GovCloud (US) account root user access keys in the AWS CLI (AWS CloudShell)

Before completing [Tasks in AWS GovCloud \(US\) Regions that require root user access keys](#), you will need to configure the AWS CLI with your AWS GovCloud (US) account root user access keys. If you do not have AWS GovCloud (US) account root user access keys, see [Requesting root access keys for an AWS GovCloud \(US\) account](#).

If you have just completed the steps to retrieve your AWS GovCloud (US) account root user access keys, you can continue to use AWS CloudShell in your standard AWS account as the AWS CLI is preinstalled. Alternatively, you can [download the AWS CLI](#) for local use.

A collection of settings in the AWS CLI is called a profile. By default, the AWS CLI uses the default profile. We recommend the creation and use of an additional named profile for storing these root access keys by specifying the `--profile` option and assigning a name.

The following example creates a profile named `govcloudroot` using sample values. This profile will be used in other examples throughout this guide.

Example

```
$ aws configure --profile govcloudroot
{aws} Access Key ID [None]: <AKIAI44QH8DHBEXAMPLE>
{aws} Secret Access Key [None]: <je7MtGbClwBF/2Zp9Utk/h3yCo8nvbEXAMPLEKEY>
Default Region name [None]: <us-gov-west-1>
Default output format [None]: json
```

Note

If using AWS CloudShell you must specify the region in each command using the `--region` option.

Example

```
$ aws sts get-caller-identity --profile govcloudroot --region us-gov-west-1
{
  "UserId": <"123456789012">,
  "Account": <"123456789012">,
  "Arn": "arn:aws-us-gov:iam::<123456789012>:root"
}
```

AWS CLI security with AWS GovCloud (US) account root user access keys

The credentials used by the AWS CLI are stored in plaintext files and are **not** encrypted. The `$HOME/.aws/credentials` file stores long-term credentials required to access your AWS resources. These include your access key ID and secret access key.

AWS CLI security with AWS GovCloud (US) account root user access keys

Once you have completed [Tasks in AWS GovCloud \(US\) Regions that require root user access keys, delete your AWS GovCloud \(US\) account root user access keys](#).

If you would like to retain your AWS GovCloud (US) account root user access keys, it is recommended to remove them from your AWS CLI credentials file. Store your access keys in a safe location until the next time you need them. To remove your root access keys from the credentials file, you can use the following methods.

- Directly edit the **credentials** files in a text editor. For more information, see [Where are configuration settings stored?](#)
- Run the following commands to remove your root user access keys from the govcloudroot profile.
 - a. Remove your access key ID.

```
$ aws configure set aws_access_key_id "" --profile govcloudroot
```

- b. Remove your secret access key.

```
$ aws configure set aws_secret_access_key "" --profile govcloudroot
```

Tasks in AWS GovCloud (US) Regions that require root user access keys

We recommend that you use an IAM user with appropriate permissions to [perform tasks and access AWS resources](#). However, you can perform the tasks listed below only when you use the AWS GovCloud (US) account root user access keys. [Configure AWS GovCloud \(US\) account root user access keys in the AWS CLI \(AWS CloudShell\)](#) before starting these tasks.

Tasks

- [Restore IAM Administrator access to the AWS Management Console for AWS GovCloud \(US\)](#)

- [Edit or delete an Amazon S3 bucket policy for a bucket where I accidentally denied everyone access](#)
- [Remediation of AWS Security Hub CSPM findings](#)
- [Rotate my AWS GovCloud \(US\) account root user access keys](#)
- [Deleting my AWS GovCloud \(US\) account root user access keys](#)
- [Securing my AWS GovCloud \(US\) account root user access keys](#)
- [Transferring the root user owner](#)

Restore IAM Administrator access to the AWS Management Console for AWS GovCloud (US)

The most common use of AWS GovCloud (US) account root user access keys is to restore administrator access to the [AWS GovCloud \(US\) console](#). In this section, you will learn how to restore AWS Management Console access for the Administrator IAM user in your AWS GovCloud (US) account using your AWS GovCloud (US) account root user access keys.

Any additional IAM administrative task not requiring AWS GovCloud (US) account root user access keys are recommended to be completed in the AWS GovCloud (US) console as the Administrator IAM user.

To learn how to sign in to the AWS GovCloud (US) console as an IAM user, see [Sign in as an IAM user](#) in the *AWS GovCloud (US) User Guide*.

Important

Before completing [Tasks in AWS GovCloud \(US\) Regions that require root user access keys](#), you will need to configure the AWS CLI with your AWS GovCloud (US) account root user access keys. To learn how, see [Configure AWS GovCloud \(US\) account root user access keys in the AWS CLI \(AWS CloudShell\)](#).

Creating an Administrator IAM user and Administrators IAM group

Copy and paste the following AWS CLI commands into the terminal window to...

- Create the Administrators IAM group.
- Attach the AWS managed AdministratorAccess policy to Administrators IAM group.

- Create the Administrator IAM user.
- Add the Administrator IAM user to the Administrators IAM group.

```
$ aws iam create-group --group-name Administrators --profile govcloudroot --region us-gov-west-1
$ aws iam attach-group-policy --group-name Administrators --policy-arn arn:aws-us-gov:iam::aws:policy/AdministratorAccess --profile govcloudroot --region us-gov-west-1
$ aws iam create-user --user-name Administrator --profile govcloudroot --region us-gov-west-1
$ aws iam add-user-to-group --user-name Administrator --group Administrators --profile govcloudroot --region us-gov-west-1
```

Setting a new Administrator IAM user password

With the Administrator IAM user created you can now set a new password to access the AWS GovCloud (US) console. It is recommended you set a temporary password when using the AWS CLI and require the password to be changed once you sign in to the AWS GovCloud (US) console.

Copy and paste the following AWS CLI command into your terminal window to set a new temporary password for the Administrator IAM user. Sign in to the [AWS GovCloud \(US\) console](#) with the temporary password to set your new password for the Administrator IAM user.

```
$ aws iam create-login-profile --user-name Administrator --password-reset-required --profile govcloudroot --region us-gov-west-1 --password NewTempPasswordHere
```

Note

PasswordPolicyViolation errors may occur depending on the password policy applied to your account.

The default password policy enforces the following conditions:

- Minimum password length of 8 characters and a maximum length of 128 characters
- Minimum of three of the following mix of character types: uppercase, lowercase, numbers, and non-alphanumeric character (! @ # \$ % ^ & * () _ + - = [] { } | ')
- Not be identical to your AWS account name or email address

Use the following command to review your account password policy.

```
$ aws iam get-account-password-policy --profile govcloudroot --region us-gov-west-1
```

To learn more about account password policies, see [Setting an account password policy for IAM users](#) in the *AWS Identity and Access Management Access Analyzer User Guide*.

Disabling an MFA device associated with the Administrator IAM user password

Use these commands to disassociate an MFA device from the Administrator IAM user and deactivate it. If the device is virtual, use the ARN of the virtual device as the serial number.

1. List MFA devices associated with the Administrator user. Note the `SerialNumber`.

```
$ aws iam list-mfa-devices --user-name Administrator --profile govcloudroot --region us-gov-west-1
```

2. Disassociate the MFA device from the Administrator IAM user and deactivate it. Serial number from the last step will be used in the `--serial-number` option.

```
aws iam deactivate-mfa-device --user-name Administrator --profile govcloudroot --region us-gov-west-1 --serial-number SerialNumberFromPreviousStepHere
```

Edit or delete an Amazon S3 bucket policy for a bucket where I accidentally denied everyone access

During development or implementation of a new Amazon S3 bucket policy, you may accidentally deny access to the bucket for all IAM users in your AWS GovCloud (US) account. Use the following commands with your AWS GovCloud (US) account root user access keys to retrieve, replace, or delete the policy.

Important

Before completing [Tasks in AWS GovCloud \(US\) Regions that require root user access keys](#), you will need to configure the AWS CLI with your AWS GovCloud (US) account root user

access keys. To learn how, see [Configure AWS GovCloud \(US\) account root user access keys in the AWS CLI \(AWS CloudShell\)](#).

[aws s3api get-bucket-policy](#)

```
aws s3api get-bucket-policy --profile govcloudroot --region us-gov-west-1 --bucket my-bucket
```

[aws s3api put-bucket-policy](#)

```
aws s3api put-bucket-policy --profile govcloudroot --region us-gov-west-1 --bucket my-bucket --policy file:///<policy.json>
```

Note

To learn how to work with files on your operating system in the AWS CLI, see [Loading AWS CLI parameters from a file](#).

[aws s3api delete-bucket-policy](#)

```
aws s3api delete-bucket-policy --profile govcloudroot --region us-gov-west-1 --bucket my-bucket
```

Remediation of AWS Security Hub CSPM findings

The following AWS Security Hub CSPM findings can be remediated by deleting all root access keys in the AWS GovCloud (US) account. To learn how, see [Deleting my AWS GovCloud \(US\) account root user access keys](#).

- [CIS AWS Foundations Benchmark standard: 1.12 – Ensure no root user access key exists](#)
- [Payment Card Industry Data Security Standard \(PCI DSS\): \[PCI.IAM.1 IAM root user access key should not exist\]](#)
- [AWS Foundational Security Best Practices standard: \[IAM.4 IAM root user access key should not exist\]](#)

Rotate my AWS GovCloud (US) account root user access keys

It is recommended to not have AWS GovCloud (US) root access keys in your account. If you must keep one available, rotate (change) the access key regularly. You can rotate access keys from the AWS Command Line Interface using an active AAWS GovCloud (US) account root user access key.

Important

Before completing [Tasks in AWS GovCloud \(US\) Regions that require root user access keys](#), you will need to configure the AWS CLI with your AWS GovCloud (US) account root user access keys. To learn how, see [Configure AWS GovCloud \(US\) account root user access keys in the AWS CLI \(AWS CloudShell\)](#).

1. While the first access key is still active, create a second access key, which is active by default. Run the following command:

```
$ aws iam create-access-key --profile govcloudroot --region us-gov-west-1
```

Note

At this point, the AWS GovCloud (US) root user has two active access keys.

2. Update all applications and tools to use the new access key. This includes the AWS CLI you are currently using. Update to the new access keys by running the following command:

```
$ aws configure --profile govcloudroot
{aws} Access Key ID [None]: AKIAI44QH8DHBEXAMPLE
{aws} Secret Access Key [None]: je7MtGbClwBF/2Zp9Utk/h3yCo8nvbEXAMPLEKEY
Default Region name [None]: us-gov-west-1
Default output format [None]: json
```

3. Determine whether the first access key is still in use by using this command:

```
$ aws iam get-access-key-last-used --profile govcloudroot --region us-gov-west-1 --
access-key-id FirstAccessKeyIdHere
```

Note

One approach is to wait several days and then check the old access key for any use before proceeding.

4. Even if step 3 indicates no use of the old key, we recommend that you do not immediately delete the first access key. Instead, change the state of the first access key to Inactive using this command:

```
$ aws iam update-access-key --status Inactive --profile govcloudroot --region us-gov-west-1 --access-key-id FirstAccessKeyIdHere
```

5. Use only the new access key to confirm that your applications are working. Any applications and tools that still use the original access key will stop working at this point because they no longer have access to AWS resources. If you find such an application or tool, you can switch its state back to Active to reenable the first access key. Then return to step 2 and update this application to use the new key.
6. After you wait some period of time to ensure that all applications and tools have been updated, you can delete the first access key with this command:

```
$ aws iam delete-access-key --profile govcloudroot --region us-gov-west-1 --access-key-id FirstAccessKeyIdHere
```

Deleting my AWS GovCloud (US) account root user access keys

It is recommended to not have AWS GovCloud (US) root access keys in your account. Use the following commands with your AWS GovCloud (US) account root user access keys to delete any additional root user access keys and itself.

Important

Before completing [Tasks in AWS GovCloud \(US\) Regions that require root user access keys](#), you will need to configure the AWS CLI with your AWS GovCloud (US) account root user access keys. To learn how, see [Configure AWS GovCloud \(US\) account root user access keys in the AWS CLI \(AWS CloudShell\)](#).

1. List all root access keys with the following command:

```
$ aws iam list-access-keys --profile govcloudroot --region us-gov-west-1
```

2. List the root access key in use with the following command:

```
$ aws configure get aws_access_key_id --profile govcloudroot
```

3. (Optional) If there was a second root access key returned in the `list-access-keys` command that does not match the access key provided in the `configure get aws_access_key_id` command, delete that access key first. This will be the access key that is not currently in use by the AWS CLI. To delete that access key run the following command:

```
$ aws iam delete-access-key --profile govcloudroot --region us-gov-west-1 --access-key-id UnusedAccessKeyIdHere
```

Note

You can verify the unused access key was deleted by running the `list-access-keys` command again.

4. Delete the root user access key that is currently in use.

```
$ aws iam delete-access-key --profile govcloudroot --region us-gov-west-1 --access-key-id ConfiguredAccessKeyIdHere
```

Securing my AWS GovCloud (US) account root user access keys

Safeguard your AWS GovCloud (US) account root user access keys the same way you would protect other sensitive personal information. We don't recommend generating access keys for your root user, because they allow full access to all your resources for all AWS services. The root user in AWS GovCloud (US) does not support MFA. Don't use your root user for everyday tasks. Use the root user to complete the tasks that only the root user can perform. For the complete list of these tasks, see [Tasks in AWS GovCloud \(US\) Regions that require root user access keys](#) in this guide. Listed here are best practices to secure your AWS GovCloud (US) account root access keys.

- If you don't already have an access key for your AWS account root user, don't create one unless you absolutely need to. Instead, use an IAM user that has administrative permissions.

- If you do have an access key for your root user, delete it. You can request another at any time by following the [Requesting root access keys for an AWS GovCloud \(US\) account](#) workflow in this guide.
- If you must keep one available, rotate (change) the access key regularly. To rotate your AWS GovCloud (US) account root user access keys, see [Rotate my AWS GovCloud \(US\) account root user access keys](#).

Transferring the root user owner

The [associated standard AWS accountroot user](#) is the AWS GovCloud (US) account owner. To transfer ownership of your AWS GovCloud (US) account, you will transfer ownership of the related standard AWS account root user, see [How do I transfer my AWS account to another person or business?](#)

The method to provide the new owner access to the AWS GovCloud (US) account should be coordinated prior to the transfer of ownership and in accordance to the agreements between the individuals or organizations making the transfer.

If the previous owner has transferred the standard AWS account root user to you without providing access to the related AWS GovCloud (US) account, you can request root access keys for the AWS GovCloud (US) account from Support, see [Requesting root access keys for an AWS GovCloud \(US\) account](#).

Onboarding to AWS GovCloud (US) (Direct Customers)

AWS Direct Customers can follow the steps outlined in [Configuring Your Account](#) to set up their GovCloud accounts and ensure CloudTrail is enabled.

We automatically enable AWS CloudTrail for AWS GovCloud (US) accounts, but you should also verify that CloudTrail is enabled to store logs.

Configuring Your Account

The steps in this section describe how to sign in and create an account alias and access keys.

To sign in to the AWS GovCloud (US) console:

1. Open the [AWS GovCloud \(US\) console](#).

2. Sign in using your account number and IAM administrator user credentials. For your user name, type **Administrator**.

Note

If you did not save your AWS GovCloud (US) sign-in link, which includes your account number, you can retrieve your account number by signing in to the standard AWS Management Console with your root user credentials, opening the **Accounts** page, and choosing the **Sign up for AWS GovCloud (US)** button. You will be directed to a page that indicates you already have access and displays your account number.

To create an account alias

Creating an account alias is optional, but strongly recommended. If you do not create an account alias, be sure to save your AWS GovCloud (US) sign-in link because your AWS GovCloud (US) account number is different from your AWS account number.

1. Sign in to the AWS GovCloud (US) console and open the IAM console at <https://console.amazonaws-us-gov.com/iam>.
2. Next to the IAM users sign-in link, choose **Customize**.
3. Type an alias for your account.

IAM users can now use either the account alias or account number when signing in to the AWS GovCloud (US) console.

To create and download access keys

The password for your AWS GovCloud (US) administrator IAM user cannot be reset by the linked standard AWS account root user. Creating access keys for your AWS GovCloud (US) administrator user is helpful because they can be used to reset your administrator password from the command line.

1. Sign in to the AWS GovCloud (US) console and open the IAM console at <https://console.amazonaws-us-gov.com/iam>.
2. In the navigation pane, choose **Users**, and select the IAM user account for which you would like to generate access keys.
3. On the **My Security Credentials** tab, choose **Create Access Key**.

4. To download the access key, choose **Download Credentials** and save them locally.

Important

If you configure an IAM password expiration policy that requires administrator reset, and your Administrator password expires, access keys with appropriate privileges can be used to reset your administrator password from the command line. If you do not have additional administrator users created or access keys for your Administrator account, you will need to contact support to regain access to your account.

Verifying AWS CloudTrail Is Enabled

As part of the automated AWS GovCloud (US) activation process, the CloudTrail service should be enabled for each account and an Amazon S3 bucket should be created to store CloudTrail logs. In the event of any interruptions in the automation process, you can manually enable CloudTrail.

To verify the S3 bucket was created for CloudTrail log storage

1. Sign in to the AWS GovCloud (US) console and open the Amazon S3 console at [link](#).
2. If a bucket already exists, skip to the next procedure to ensure CloudTrail is enabled.
3. Choose **Create Bucket**.
4. Type a name for your bucket.

Bucket names must be unique. S3 buckets created during the automated process follow the naming convention "cloudtrail-`<xxxxxxxxxxxx>`" where `<xxxxxxxxxxxx>` is replaced by the AWS GovCloud (US) account number. If you want to use a different bucket name, you can delete this bucket, create a new bucket, and then follow the steps in the next section to enable CloudTrail.

To verify CloudTrail is enabled

1. Sign in to the AWS GovCloud (US) console and open the CloudTrail console at [link](#).
2. If CloudTrail is enabled, the **Dashboard** page opens, and the **Trails** section shows your trail.
3. If CloudTrail is not enabled, choose **Create a trail**. For more information about creating a trail using the console, see [Creating a trail in the console \(advanced event selectors\)](#) in the *AWS CloudTrail User Guide*.

Note

For the **Storage location**, choose **Use existing S3 bucket**, and specify the S3 bucket you created in the previous procedure.

This will set a bucket policy that allows the CloudTrail service to store logs in the S3 bucket. If the automated process created an S3 bucket and enabled CloudTrail, the following policy was applied:

```
{
  "Version": "2012-10-17",
  "Statement": [
    {
      "Sid": "",
      "Effect": "Allow",
      "Principal": {
        "Service": "cloudtrail.amazonaws.com"
      },
      "Action": "s3:GetBucketAcl",
      "Resource": "arn:aws-us-gov:s3:::s3_bucket_name",
      "Condition": {
        "StringEquals": {
          "aws:SourceArn": "arn:aws-us-gov:cloudtrail:region:account_id:trail/trail_name"
        }
      }
    },
    {
      "Sid": "",
      "Effect": "Allow",
      "Principal": {
        "Service": "cloudtrail.amazonaws.com"
      },
      "Action": "s3:PutObject",
      "Resource": "arn:aws-us-gov:s3:::s3_bucket_name/AWSLogs/account_id/*",
      "Condition": {
        "StringEquals": {
          "s3:x-amz-acl": "bucket-owner-full-control",
          "aws:SourceArn": "arn:aws-us-gov:cloudtrail:region:account_id:trail/trail_name"
        }
      }
    }
  ]
}
```

```
}  
  }  
} ]  
}
```

Onboarding to AWS GovCloud (US) as a Solution Provider reselling in AWS GovCloud (US)

If you are serving as a Solution Provider and reselling in AWS GovCloud (US), you must create an IAM user to sign in to the AWS Management Console for the AWS GovCloud (US) Region. If you received your account credentials through a Solution Provider, please contact your Solution Provider to sign up.

To create your first administrative IAM user

1. Access the [AWS GovCloud \(US\) console onboard tool web application](#).
2. Type your access key ID and secret access key, and then choose **Next**.



AWS GovCloud (US) Management Console - Onboard Tool

1 Enter your access keys

Enter your access keys below and then click **Next**.

Note: Your keys are processed locally by JavaScript in your browser and are not sent or stored on any server.

Access Key ID:*

Secret Access Key:*

* Required

Cancel

Next

3. Type a password for the administrator, and then choose **Next**.



AWS GovCloud (US) Management Console - Onboard Tool

2 Create an Administrative User

Enter a password for the administrator, and then click Next. This user will be added to a group called "Administrators" that has full administrative access to the account.

Username: Administrator

Password:*

Re-enter Password:*

* Required

[Cancel](#) [Back](#) [Next](#)

4. (Optional) If you want to create an account alias, type a name (all lowercase) for your account, and then choose **Next**.



AWS GovCloud (US) Management Console - Onboard Tool 2

3 Optional - AWS GovCloud (US) Account Alias

If you want the URL for your console sign-in page to contain your company name (or other friendly identifier) instead of your AWS GovCloud (US) account ID, create an alias for your AWS GovCloud (US) account ID, and then click **Next**.

If you do not want to create an alias, leave the field blank and click **Next**.

You can create, modify, or remove the account alias at any time using the IAM Console.

Note: Aliases must be unique in the AWS GovCloud (US) Region, so you must enter an alias that is not already in use.

AWS GovCloud (US) Account Alias:

AWS GovCloud (US) Account ID: 1234567890

[Cancel](#)

[Back](#)

[Next](#)

An account alias provides an easy-to-remember link for signing in to the console. For more information about account aliases, see [Your AWS Account ID and Its Alias](#) in the *IAM User Guide*.

5. Review your information, and then choose **Complete**.



AWS GovCloud (US) Management Console - Onboard Tool

4 Review and Complete

Please review the following entries and click **Complete**, or click **Back** to make changes.

Important: your initial root account keys (your Access Key ID and Secret Access Key) will be rotated when you press **Complete**. It is a standard AWS security best practice to rotate these initial keys. After rotation, your initial keys will be deactivated and you will be able to download a new set of keys to use going forward.

Access Key ID: AKIA34BEXAMPLE

Secret Access Key: *****

Administrative Group Name: Administrators

Administrative Username: Administrator

Administrative Password: *****

AWS GovCloud (US) Account ID: 1234567890

Alias for AWS GovCloud (US) Account ID: customer-obsessed

Cancel

Back

Complete

You can choose **Back** to edit any information.

6. Review your new AWS GovCloud (US) credentials. Your original keys have been deactivated.



AWS GovCloud (US) Management Console - Onboard Tool

Congratulations!

You are now ready to log in to the AWS GovCloud (US) Region Management Console!

- Your original keys (AKIA34BEXAMPLE) have been deactivated.
- Please download your new keys. Your new keys are:
 - Access Key ID: AKIA34BEXAMPLE2
 - Secret Access Key: [show/hide](#) *hidden*
- Log in using the username "Administrator" (no quotes) and the password previously entered. From there you can use the IAM Console to create other administrators and users, add or modify their credentials, create or modify groups and their associated rights, etc. You should not need to use this setup wizard again.
- See the [AWS GovCloud \(US\) Users Guide](#) to get started.
- Your sign-in URL is: <https://customer-obsessed.signin.amazonaws-us-gov.com>

[Download New Keys](#)

7. Choose **Download New Keys** and then save them in a secure location. If you do not download them, you will not be able to retrieve them in the future.
8. To access the AWS GovCloud (US) console, choose the link to your account's sign-in URL.

You now have your first IAM user administrator, which you can use to sign in to the AWS GovCloud (US) console. The administrator has full access to manage your AWS GovCloud (US) resources. For example, as the administrator, you can use the AWS GovCloud (US) console to create additional IAM users. You can then manage users and their permissions by assigning them to groups. For more information, see [IAM users and Groups](#) in *IAM User Guide*.

Configure Your Account using AWS CLI

The AWS Management Console for the AWS GovCloud (US) Region provides an easy-to-use graphical interface to manage your AWS resources, similar to the AWS Management Console for the standard Regions. In the AWS GovCloud (US) region, you must create an IAM user and use this user name and password to sign in to the console. You cannot use the AWS GovCloud (US)

access keys to log into the console. You also cannot use your sign-in credentials for the standard AWS Management Console to access the AWS GovCloud (US) console. The AWS Management Console for the AWS GovCloud (US) Region is a completely separate console from the standard AWS Management Console.

Follow the directions below to create an administrator user name and password that will allow you to login to the console. You can create additional IAM accounts for all of your users once you sign in.

Note

If you are not an AWS GovCloud (US) Customer, please visit [AWS GovCloud \(US\) Region Overview](#) to find out about the AWS GovCloud (US) Region and then fill out the contact us form (<https://aws.amazon.com/govcloud-us/contact/>) to request an AWS GovCloud (US) Account.

Configure the AWS CLI

To get started, you will need install the AWS CLI on your local machine. To learn how to install the AWS CLI, [visit the AWS CLI documentation](#). Next, you will need to configure your local CLI to use your new AWS GovCloud (US) (US) account. To do so, run the following command. This command will prompt for the Access Keys and Secret Keys that are provided in the onboarding email.

Note

You can replace `--profile "govcloud"` with a name that is convenient for you.

```
# 1. Configure the cli
aws configure --profile "govcloud"

# 2. Check if the credentials are functioning
aws iam list-users --profile "govcloud"
```

Now that we have the CLI configured with our new AWS GovCloud (US) account, we can configure IAM users for accessing the environment.

Create an IAM User to Access the Console

To get started, we will create an IAM Group to manage administrator access to the AWS GovCloud (US) account. Then, we will create an IAM user, add them to the group, and configure a password for accessing the environment. Using the profile we configured above, run the following commands on the CLI.

```
# 1. Create an "Administrators" IAM Group so that we can centrally manage Administrator
IAM permissions for many users.
aws iam create-group \
  --group-name "Administrators" \
  --profile "govcloud"

# 2. Attach the AdministratorAccess policy to the group
aws iam attach-group-policy \
  --group-name "Administrators" \
  --policy-arn "arn:aws-us-gov:iam::aws:policy/AdministratorAccess" \
  --profile "govcloud"

# 3. Create a new IAM User
aws iam create-user \
  --user-name "username" \
  --profile "govcloud"

# 4. Enable the IAM User to sign in to the AWS Console
aws iam create-login-profile \
  --user-name "username" \
  --password "password" \
  --no-password-reset-required \
  --profile "govcloud"

# 5. Add the User to the Administrators IAM Group
aws iam add-user-to-group \
  --group-name "Administrators" \
  --user-name "username" \
  --profile "govcloud"

# 6. Create Access Keys for accessing AWS via the CLI and SDK
aws iam create-access-key \
  --user-name "username" \
  --profile "govcloud"
```

Logging in to the Console

1. Open the [AWS GovCloud \(US\) console](#).
2. Sign in using your account number and the user name and password you created above.
3. Once you are signed in, navigate to the [IAM console](#).
4. You should now see 2 users listed. Administrator and the user name you created above. The Administrator credentials were the ones provided during sign up.
5. Confirm your new user has been added to the Administrators group and has the AdministratorAccess policy associated with the Administrators group.
6. You can now safely delete the administrator IAM user or deactivate the Access Credentials.

Customizing the Sign In URL

Creating an account alias is optional, but strongly recommended. If you do not create an account alias, be sure to save your AWS GovCloud (US) sign-in link because your AWS GovCloud (US) account number is different from your AWS account number.

1. Sign in to the AWS AWS GovCloud (US) console and open the [IAM console](#).
2. Next to the IAM users sign-in link, choose Customize.
3. Type an alias for your account.
4. IAM users can now use either the account alias or account number when signing in to the AWS AWS GovCloud (US) console.

Audit Logging

As part of the automated AWS GovCloud (US) activation process, the CloudTrail service should be enabled for each account and an Amazon S3 bucket should be created to store CloudTrail logs. In the event of any interruptions in the automation process, you can manually enable CloudTrail.

Enabling Multi-Factor Authentication (MFA) for users

For increased security, we recommend that you configure multi-factor authentication (MFA) to help protect your AWS GovCloud (US) resources. MFA adds extra security because it requires users to enter a unique authentication code from an approved authentication device when they access AWS websites or services.

AWS GovCloud (US) allows you to assign a hardware-based token device, a virtual MFA device, or a FIDO security key with FIPS-validated options to an IAM user or to your GovCloud administrator. A virtual or hardware token-based device generates a six-digit numeric code based on a time-synchronized, one-time password algorithm. The user must enter a valid code from the device on a second web page during sign-in.

FIDO2 is an open authentication standard and an extension of FIDO U2F, based on public key cryptography, which enables strong, phishing-resistant authentication. To learn more about the FIDO2 standard, see [FIDO Alliance](#). Based on your security and compliance needs, you can use both FIPS and non-FIPS FIDO security keys. You can also specify what kinds of authenticators your users can register in your IAM policies based on your preferred certification type and level. For more information about FIDO certifications, see [Device certifications](#).

The following high-level procedure describes how to set up and use MFA in AWS GovCloud (US) and provides links to related information.

1. MFA devices are supported for IAM users. MFA devices are not supported for the AWS GovCloud (US) account root user. For more information, see [AWS Management Console documentation](#).
2. Get an MFA device. You can enable only one MFA device per user. The device can be used by the specified user only.
 - A hardware-based token device, supported by AWS, such as [OTP token](#). This device has its unique token seeds shared securely with AWS. Token seeds are secret keys generated at the time of token production. Tokens purchased from other sources will not function with IAM.
 - A virtual token device, which is a software application that is compliant with [RFC 6238](#), a standards-based, time-based one-time password (TOTP) algorithm. You can install the application on a mobile device, such as a tablet or smartphone. For a list of apps you can use as virtual MFA devices, see the "Virtual MFA Applications" section of the [Multi-Factor Authentication page](#).
 - A FIDO2 security key creates a new key pair for use with only AWS. FIDO-certified hardware security keys are provided by third-party providers such as Yubico, which include FIPS-validated options like [YubiKey FIPS devices](#). For a full list, see [FIDO devices supported by AWS](#). To use a FIDO2 security key, your browser must support FIDO2. For a list, see [Browsers that support FIDO2](#).
3. Enable the MFA device. There are two steps to enabling a device. First, you create an MFA device entity in IAM. Second, you associate the MFA device entity with the IAM user. You can perform these tasks in the AWS Management Console, AWS CLI, AWS Tools for Windows PowerShell, or the IAM API.

For information about enabling MFA devices, see the following topics:

- Hardware TOTP token: [Enabling a hardware TOTP token \(console\)](#)
- Virtual MFA device: [Enabling a Virtual Multi-Factor Authentication \(MFA\) Device](#)
- FIDO security key: [Enabling a FIDO security key \(console\)](#)

4. Use the MFA device when you sign in to or access AWS resources.

For more information, see [Using MFA Devices with Your IAM Sign-in Page](#) and [Enabling a Virtual Multi-Factor Authentication \(MFA\) Device](#).

Signing Up for AWS GovCloud (US) Support

Support is available for the AWS GovCloud (US) Regions. As an AWS GovCloud (US) customer, you can access the Support engineers 24 hours a day by phone, email, and chat. In cases where U.S. citizens are needed, AWS can route cases to U.S. citizen support engineers. All AWS Support engineers in the AWS Region (aws partition) can access support cases from the AWS GovCloud (US) Region. Customers use general support resources for basic support cases that do not contain sensitive (that is, export-controlled) data. For more information see [AWS GovCloud \(US\) Region Support](#).

Important

Do not enter any export-controlled data in your support cases.

To sign up for AWS Customer Support for the AWS GovCloud (US) Region, go to the customer support [sign-up page](#). You sign up for support by using the standard AWS account root user credentials that were used to sign up for your AWS GovCloud (US) account. You can sign up for Business Level support or submit a request for Enterprise Level support by completing the Enterprise Support [form](#).

Note

Your support options are associated with your standard AWS account, but also apply to your AWS GovCloud (US) account. If you already have support on your standard AWS account, you aren't required to sign up for support again.

For more information about the differences with AWS Support in the AWS GovCloud (US) Regions, see [AWS Support](#).

Setting Up AWS GovCloud (US) with AWS Services Outside of the AWS GovCloud (US) Regions

The following sections describe how to set up services as part of your AWS GovCloud (US) architecture.

Setting Up Amazon CloudFront with Your AWS GovCloud (US) or Resources

Amazon CloudFront is a web service that uses a global network of edge locations to deliver content to end users with low latency and high data transfer speeds. CloudFront is an AWS global service that you can leverage with your AWS GovCloud (US) resources. Requests for your content are routed to the nearest edge location, so content is delivered with the best possible performance. CloudFront is optimized to work with other Amazon Web Services, like Amazon Simple Storage Service (Amazon S3), Amazon Elastic Compute Cloud (Amazon EC2), Elastic Load Balancing, and Amazon Route 53. CloudFront is not available in AWS GovCloud (US), but you can use CloudFront in the standard Regions and point to your AWS GovCloud (US) resources.

CloudFront also works seamlessly with any non-AWS origin server, which stores the original, definitive versions of your files. Due to the isolation of the AWS GovCloud (US) Regions, using CloudFront with your AWS GovCloud (US) resources is analogous to using CloudFront with a non-AWS origin server.

Credentials

If you use CloudFront with AWS GovCloud (US), be sure that you use the correct credentials:

- To use CloudFront with your AWS GovCloud (US) resources, you must have an AWS GovCloud (US) account. If you don't have an account, see [AWS GovCloud \(US\) Sign Up](#) for more information.
- To set up CloudFront, sign in to the [CloudFront console](#) by using your standard AWS credentials. You cannot use your AWS GovCloud (US) account credentials to sign in to the standard AWS Management Console.
- It is important to note that CloudFront is located outside of the AWS GovCloud (US) boundary and customers should not enter or store ITAR-controlled data in the service.

Tips for Setting Up CloudFront

As you set up CloudFront to serve your AWS GovCloud (US) content, keep the following in mind:

- You will be setting up CloudFront to distribute content from a custom origin server.
- Because you will be using a custom origin server, you do not have the option to restrict bucket access using a CloudFront Origin Access Identity.
- If you want to restrict viewer access and use signed URLs, you must:
 - Use your standard AWS account and one of its CloudFront key pairs to create the signed URLs. As with other AWS Regions, you use the CloudFront key pair with your code or third-party console to create the signed URLs.
 - You can further restrict access to your content by blocking requests not originating from CloudFront IP addresses. You can use bucket policies to accomplish this for original content stored in AWS GovCloud (US) Amazon S3 buckets. A list of IP addresses is maintained on a best-effort basis at <https://forums.aws.amazon.com/ann.jspa?annID=2051>. For more information, see [AWS IP Address Ranges](#).
- If you want CloudFront to log all viewer requests for files in your distribution, select an Amazon S3 bucket in an AWS standard Region as a destination for the log files.
- Since CloudFront is not within AWS GovCloud (US) Regions, CloudFront is not within the ITAR boundary. If you want to use CloudFront to distribute your export-controlled data, encrypt your content in transit.
- Integrated support for CloudFront Live Streaming is not available for origins located in the AWS GovCloud (US) Regions.
- For detailed information about CloudFront, see the [CloudFront documentation](#).

Migrating Route 53 public hosted zones from commercial AWS Region to AWS GovCloud (US)

If you have created a public hosted zone in your commercial AWS account for AWS GovCloud (US) resources, we recommend you to migrate the hosted zone from the commercial AWS account to the AWS GovCloud (US) account. This migration offers two key benefits:

- Streamlined operations by consolidating resources into a single account.
- Addressing potential compliance requirements.

For instructions, see [Migrating a hosted zone to a different AWS account](#).

Note the following:

- Some Route 53 features are not yet available in AWS GovCloud (US). For more information, see [Amazon Route 53 in AWS GovCloud \(US\)](#).
- Health checks can be created and managed directly within AWS GovCloud (US). While it's possible to use health checks from commercial Regions with DNS records in AWS GovCloud (US), we recommend creating health checks in AWS GovCloud (US) for DNS failover operations. When migrating hosted zones to AWS GovCloud (US), consider migrating the associated health checks as well.

Setting Up Amazon Route 53 Zone Apex Support with an AWS GovCloud (US) Elastic Load Balancing Load Balancer

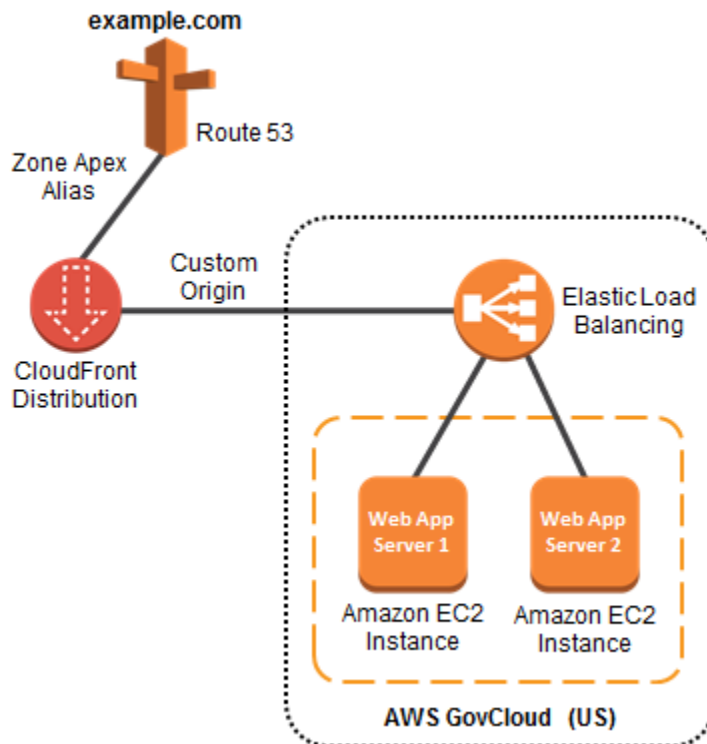
Additionally, Route 53 supports the alias resource record set, which lets you map your zone apex (e.g. example.com) DNS name to your load balancer DNS name. IP addresses associated with Elastic Load Balancing can change at any time due to scaling or software updates. Route 53 responds to each request for an alias resource record set with one IP address for the load balancer. If a load balancer has more than one IP address, Elastic Load Balancing selects one of the IP addresses in a round-robin fashion and returns it to Route 53; Route 53 then responds to the request with that IP address.

Alias resource record sets are virtual records that work like CNAME records. But they differ from CNAME records in that they are not visible to resolvers. Resolvers only see the A record and the resulting IP address of the target record. As such, unlike CNAME records, alias resource record sets are available to configure a zone apex (also known as a root domain or naked domain) in a dynamic environment.

This section provides a solution for Route 53 zone apex alias support by setting up an Amazon CloudFront distribution between Route 53 and an AWS GovCloud (US) Elastic Load Balancing load balancer. The solution demonstrates how to configure Route 53 with a zone apex alias resource record set that maps to a CloudFront web distribution DNS name. The CloudFront distribution in turn points to the AWS GovCloud (US) load balancer DNS name as a custom origin.

An additional benefit of this approach is that CloudFront can help improve the performance of your website, including both static and dynamic content. For more information about CloudFront, see the [CloudFront documentation](#).

The following figure shows the various AWS services used to demonstrate this solution:



⚠ Important

This solution requires creating Route 53 public hosted zone in commercial AWS because alias records pointing to CloudFront is not available in AWS GovCloud (US). If your architecture does not include CloudFront, you can consider creating Route 53 public hosted zones in AWS GovCloud (US) Regions. For more information, see [Amazon Route 53 in AWS GovCloud \(US\)](#).

Step 1: Sign Up for AWS GovCloud (US)

1. To use AWS services in the AWS GovCloud (US) Regions, you must have an AWS GovCloud (US) account. If you don't have an account, see [AWS GovCloud \(US\) Sign Up](#) for more information.

Step 2: Create Your Resources in the AWS GovCloud (US) Region

1. Create two web application Amazon EC2 servers via the [AWS GovCloud \(US\) console](#) and confirm that they are in a running state. Configuring the web servers on the Amazon EC2 instances is outside of the scope of this section.

Filter by tags and attributes or search by keyword

Name	Instance ID	Instance Type	Availability Zone	Instance State	Status Checks	Alarm Status
Web Server 01	i-02c29fddb6fd112c4	t3.micro	us-gov-west-1b	running	2/2 checks ...	None
Web Server 02	i-0698a17e51ff633b5	t3.micro	us-gov-west-1b	running	2/2 checks ...	None

2. Create an Elastic Load Balancing load balancer and add the two instances created in the previous step to a new target group. Confirm that the instances are healthy and registered. Note the DNS name of the newly created load balancer.

Filter by tags and attributes or search by keyword

Name	DNS name	State	Availability Zones
myGCalb	myGCalb-1965721821.us-gov-west-1.elb.amazonaws.com	active	us-gov-west-1b, us-gov...

Filter by tags and attributes or search by keyword

Name	Port	Protocol	Target type	Load Balancer	VPC ID	Monitoring
webInstances	80	HTTP	instance	myGCalb	vpc-5bde413f	<input type="checkbox"/>

Target group: **webInstances**

Description | **Targets** | Health checks | Monitoring | Tags

The load balancer starts routing requests to a newly registered target as soon as the registration process completes and the target passes the initial health checks. If demand on your targets increases, you can register additional targets. If demand on your targets decreases, you can deregister targets.

[Edit](#)

Registered targets

Instance ID	Name	Port	Availability Zone	Status	Description
i-02c29fddb6fd112c4	Web Server 01	80	us-gov-west-1b	healthy	This target is currently passing target group's health checks.
i-0698a17e51ff633b5	Web Server 02	80	us-gov-west-1b	healthy	This target is currently passing target group's health checks.

Availability Zones

Availability Zone	Target count	Healthy?
us-gov-west-1b	2	Yes

3. Test access to your website by entering the load balancer DNS name in a web browser. You can verify the load balancer is balancing traffic between the two instances by waiting at least one minute between requests.

← → ↻ ⓘ Not Secure | mygcalb-1965721821.us-gov-west-1.elb.amazonaws.com

Hello World / GovCloud Web Server 01

Backend instance ip: 160. [REDACTED]

← → ↻ ⓘ Not Secure | mygcalb-1965721821.us-gov-west-1.elb.amazonaws.com

Hello World / GovCloud Web Server 02

Backend instance ip: 172 [REDACTED]

Step 3: Create a CloudFront Custom Origin Web Distribution

Because AWS GovCloud (US) is not currently integrated into the CloudFront service, you must create a CloudFront distribution using your standard AWS account. Since the CloudFront service is hosted outside the AWS GovCloud (US) Regions, customers should ensure any content hosted in the CloudFront service does not contain export-controlled information.

1. Sign in to the [CloudFront console](#) with your standard AWS account, and choose **Create Distribution**.

The screenshot shows the AWS CloudFront console interface. At the top, there is a navigation bar with the AWS logo, 'Services', 'Resource Groups', and a search icon. Below this is a dark header with 'Global' and 'Support' options. The left sidebar contains a menu with 'CloudFront' selected, and sub-items like 'Distributions', 'Policies', 'What's new', 'Reports & analytics', 'Cache statistics', and 'Monitoring'. The main content area features a light blue banner with the text 'Use CloudFront to serve a static website hosted on Amazon Simple Storage Service. [Learn more](#)'. Below this is the heading 'Amazon CloudFront Getting Started' with a help icon. A message states: 'Either your search returned no results, or you do not have any distributions. Click the button below to create a new CloudFront distribution. A distribution allows you to distribute content using a worldwide network of edge locations that provide low latency and high data transfer speeds ([learn more](#))'. A prominent blue button labeled 'Create Distribution' is positioned at the bottom of the main content area.

2. Select the **Get Started** under **Web** distribution delivery method, and then choose **Continue**.

Step 1: Select delivery method
Step 2: Create distribution

Select a delivery method for your content.

Web

Create a web distribution if you want to:

- Speed up distribution of static and dynamic content, for example, .html, .css, .php, and graphics files.
- Distribute media files using HTTP or HTTPS.
- Add, update, or delete objects, and submit data from web forms.
- Use live streaming to stream an event in real time.

You store your files in an origin - either an Amazon S3 bucket or a web server. After you create the distribution, you can add more origins to the distribution.

[Get Started](#)

RTMP

CloudFront is discontinuing support for RTMP distributions on December 31, 2020. For more information, please read the announcement.

Create an RTMP distribution to speed up distribution of your streaming media files using Adobe Flash Media Server's RTMP protocol. An RTMP distribution allows an end user to begin playing a media file before the file has finished downloading from a CloudFront edge location. Note the following:

- To create an RTMP distribution, you must store the media files in an Amazon S3 bucket.
- To use CloudFront live streaming, create a web distribution.

[Get Started](#)

[Cancel](#)

3. In **Origin Domain Name**, type the AWS GovCloud (US) load balancer DNS name to create a custom origin.

Step 1: Select delivery method
Step 2: Create distribution

Create Distribution

Origin Settings

Origin Domain Name ⓘ

Origin Path ⓘ

Origin ID ⓘ

Minimum Origin SSL Protocol TLSv1.2 ⓘ
 TLSv1.1
 TLSv1
 SSLv3

Origin Protocol Policy HTTP Only ⓘ
 HTTPS Only
 Match Viewer

4. In **Alternate Domain Names (CNAMEs)**, add the zone apex name. Note you must attach a trusted certificate that validates your authorization to use the domain name.

Distribution Settings

Price Class Use All Edge Locations (Best Performance) ▾ ⓘ

AWS WAF Web ACL None ▾ ⓘ

Alternate Domain Names (CNAMEs) ⓘ

5. Choose **Create Distribution**.

Distribution State Enabled ⓘ Disabled

Cancel Back Create Distribution

6. After the status for the new distribution changes to **Deployed**, make a note of the domain name. You will use this domain name when you set up Route 53 in the next step.

The screenshot shows the AWS CloudFront console. The left sidebar contains navigation options: CloudFront, Distributions (highlighted), Policies, What's new, Reports & analytics, Cache statistics, Monitoring, Alarms, and Popular objects. The main content area displays 'CloudFront Distributions' with a table of distributions. A notification banner at the top reads: 'Follow the best practices for debugging CloudFront and Lambda@Edge. Learn more'. The table has columns for Delivery Method, ID, Domain Name, Origin, Status, and State. One distribution is listed with ID E1VWRYJOT9K4HD, Domain Name [redacted].cloudfront.net, Origin myGCalb-19, Status Deployed, and State Enabled. The table is filtered to show 'Any Delivery Method' and 'Any State'.

Delivery Method	ID	Domain Name	Origin	Status	State
Web	E1VWRYJOT9K4HD	[redacted].cloudfront.net	myGCalb-19	Deployed	Enabled

For information about how CloudFront processes and forwards requests to a customer origin server, such as an AWS GovCloud (US) load balancer, see the [CloudFront documentation](#).

Step 4: Configure a New Route 53 Alias Resource Record Set

1. Using your standard AWS account from the previous step, sign in to the [Route 53 console](#).
2. Under your root domain, create a new record.
3. Under the routing policy, select Simple routing and click Next.

aws Services Resource Groups

Introducing the new Route 53 console
We've redesigned the Route 53 console to make it easier to use. [Let us know what you think.](#) Or you can [use the old console.](#)

Route 53 > Hosted zones > **example.com** > Create record

Step 1
Choose routing policy


Step 2
[Configure records](#)

Choose routing policy [Info](#)


The routing policy determines how Amazon Route 53 responds to queries.

Routing policy

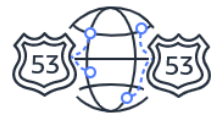
Simple routing
Use if you're routing traffic to just one resource, such as a webserver.




Weighted
Use when you have multiple resources that do the same job, and you want to specify the proportion of traffic that goes to each resource. For example: two or more EC2 instances.




Geolocation
Use when you want to route traffic based on the location of your users.




Latency
Use when you have resources in multiple AWS Regions and you want to route traffic to the Region that provides the best latency.



Failover
Use to route traffic to a resource when the resource is healthy, or to a different resource when the first resource is unhealthy.



Multivalue answer
Use when you want Route 53 to respond to DNS queries with up to eight healthy records selected at random.



[Cancel](#) [Next](#)

- Choose Define simple record. In the "Value/Route traffic to" drop down, select "Alias to CloudFront distribution". Click in the "Choose Distribution" search box and select the distribution created in the prior step.

Define simple record ✕

Record name

To route traffic to a subdomain, enter the subdomain name. For example, to route traffic to `blog.example.com`, enter `blog`. If you leave this field blank, the default record name is the name of the domain.

Valid characters: a-z, 0-9, ! " # \$ % & ' () * + , - / : ; < = > ? @ [\] ^ _ ` { | } . ~

Value/Route traffic to

The option that you choose determines how Route 53 responds to DNS queries. For most options, you specify where you want to route internet traffic.

Record type

The DNS type of the record determines the format of the value that Route 53 returns in response to DNS queries.

Choose when routing traffic to AWS resources for EC2, API Gateway, Amazon VPC, CloudFront, Elastic Beanstalk, ELB, or S3. For example: 192.0.2.44.

Evaluate target health

Select **Yes** if you want Route 53 to use this record to respond to DNS queries only if the specified AWS resource is healthy.

No

Cancel

Define simple record

5. On the overview, click on Create records.

Step 5: Test that Your Website Is Accessible

1. Enter your root domain in a web browser to verify that your website is accessible.



Congratulations! You have successfully pointed your zone apex at your Elastic Load Balancing load balancer in the AWS GovCloud (US) Regions.

For more information about Route 53, see the [Route 53 documentation](#).

Using AWS GovCloud (US) Regions

If you have used other AWS Regions, you should be aware of specific differences in the AWS GovCloud (US) Regions. For example, Amazon Resource Names (ARNs) and endpoints are different in the AWS GovCloud (US) Regions. For CLI and SDK calls, the Region names are `us-gov-west-1` and `us-gov-east-1`.

In addition to the specific differences, the following topics describe how to maintain compliance with International Traffic in Arms Regulations (ITAR), how to access AWS GovCloud (US), and how to control access to your AWS GovCloud (US) account.

Amazon Resource Names (ARNs) in GovCloud (US) Regions

Amazon Resource Names (ARNs) uniquely identify AWS resources. We require an ARN when you need to specify a resource unambiguously across all of AWS, such as in IAM policies, Amazon S3 bucket names, and API calls. In AWS GovCloud (US) Regions, ARNs have an identifier that is different from the one in other standard AWS Regions. For all other standard regions, ARNs begin with:

```
arn:aws
```

In the AWS GovCloud (US) Regions, ARNs begin with:

```
arn:aws-us-gov
```

If an ARN requires you to specify a Region:

- For the AWS GovCloud (US-West) Region, use `us-gov-west-1`.
- For AWS GovCloud (US-East) Region, use `us-gov-east-1`.

For additional information about ARNs, see [Amazon Resource Names \(ARNs\)](#) in the *AWS General Reference*.

Service Endpoints

If you access AWS GovCloud (US-West) or AWS GovCloud (US-East) by using the command line interface (CLI) or programmatically by using the APIs, you need the AWS GovCloud (US-West) or

AWS GovCloud (US-East) Region endpoints. These HTTPS endpoints are referred to as the control plane used to configure AWS services.

If you require FIPS 140-3 compliance you should use the FIPS Endpoints linked in the following section. For more information about FIPS 140-3, see "Cryptographic Module Validation Program" on the NIST Computer Security Resource Center website.

If you require the use of FIPS 140-3 validated modules for TLS termination performed on the data plane of the Application Load Balancer HTTPS Listeners, have your account team reach out to the Elastic Load Balancing team.

FIPS-140-3 validated modules in the data plane of Amazon Relational Database Service (Amazon RDS) SSL can be configured for certain database engines. For more information about RDS SSL, see the [Amazon RDS User Guide](#).

FIPS Endpoints for the AWS GovCloud (US) Regions

For a list of all GovCloud AWS FIPS endpoints, see *AWS GovCloud (US)* in [FIPS Endpoints by Service](#).

Endpoints for AWS Services

For a list of AWS endpoints, see [View the service endpoints](#) in the *AWS General Reference* .

Regions for AWS Services

For a list of AWS Regions, see [Regional endpoints](#) in the *AWS General Reference* .

For information about giving federated users single sign-on access to the AWS Management Console, see [Giving Federated Users Direct Access to the AWS Management Console](#).

VPC Endpoints

A VPC endpoint enables you to privately connect your VPC to supported AWS services and VPC endpoint services powered by AWS PrivateLink without requiring an internet gateway, NAT device, VPN connection, or AWS Direct Connect connection. Instances in your VPC do not require public IP addresses to communicate with resources in the service. Traffic between your VPC and the other service does not leave the Amazon network. Interface endpoints are powered by AWS PrivateLink, a technology that enables you to privately access services by using private IP addresses. AWS PrivateLink restricts all network traffic between your VPC and services to the Amazon network. You do not need an internet gateway, a NAT device, or a virtual private gateway.

A gateway endpoint is a gateway that you specify as a target for a route in your route table for traffic destined to a supported AWS service.

VPC Endpoints for the AWS GovCloud (US) Regions

The following table lists each AWS service available in the AWS GovCloud (US) Regions and the corresponding VPC endpoints.

AWS Service	AWS GovCloud (US-West) VPC Endpoints	AWS GovCloud (US-East) VPC Endpoints
Application Auto Scaling	com.amazonaws.us-gov-west-1.application-autoscaling	com.amazonaws.us-gov-east-1.application-autoscaling
AWS Auto Scaling	com.amazonaws.us-gov-west-1.autoscaling-plans	com.amazonaws.us-gov-east-1.autoscaling-plans
AWS Application Migration Service	com.amazonaws.us-gov-west-1.mgn	com.amazonaws.us-gov-east-1.mgn
AWS Backup	com.amazonaws.us-gov-west-1.backup	com.amazonaws.us-gov-east-1.backup
	com.amazonaws.us-gov-west-1.backup-gateway	com.amazonaws.us-gov-east-1.backup-gateway
AWS Batch	com.amazonaws.us-gov-west-1.batch	com.amazonaws.us-gov-east-1.batch
AWS CloudHSM	com.amazonaws.us-gov-west-1.cloudhsmv2	com.amazonaws.us-gov-east-1.cloudhsmv2
AWS CodeBuild	com.amazonaws.us-gov-west-1.codebuild	com.amazonaws.us-gov-east-1.codebuild
	com.amazonaws.us-gov-west-1.codebuild-fips	com.amazonaws.us-gov-east-1.codebuild-fips

AWS Service	AWS GovCloud (US-West) VPC Endpoints	AWS GovCloud (US-East) VPC Endpoints
AWS CodeConnections	com.amazonaws.us-gov-east-1.codestar-connections	codestar-connections.us-gov-east-1.amazonaws.com
AWS CloudFormation	com.amazonaws.us-gov-west-1.cloudformation	com.amazonaws.us-gov-east-1.cloudformation
AWS CloudTrail	com.amazonaws.us-gov-west-1.cloudtrail	com.amazonaws.us-gov-east-1.cloudtrail
AWS CodeCommit	com.amazonaws.us-gov-west-1.codecommit com.amazonaws.us-gov-west-1.codecommit-fips	com.amazonaws.us-gov-east-1.codecommit com.amazonaws.us-gov-east-1.codecommit-fips
AWS CodePipeline	com.amazonaws.us-gov-west-1.codepipeline	Not applicable
AWS Config	com.amazonaws.us-gov-west-1.config	com.amazonaws.us-gov-east-1.config
AWS Database Migration Service	com.amazonaws.us-gov-west-1.dms	com.amazonaws.us-gov-east-1.dms
AWS DataSync	com.amazonaws.us-gov-west-1.datasync	com.amazonaws.us-gov-east-1.datasync
AWS Direct Connect	com.amazonaws.us-gov-west-1.directconnect	com.amazonaws.us-gov-east-1.directconnect
AWS Directory Service	com.amazonaws.us-gov-west-1.ds	com.amazonaws.us-gov-east-1.ds

AWS Service	AWS GovCloud (US-West) VPC Endpoints	AWS GovCloud (US-East) VPC Endpoints
AWS Elastic Beanstalk	com.amazonaws.us-gov-west-1.elasticbeanstalk com.amazonaws.us-gov-west-1.elasticbeanstalk-health	com.amazonaws.us-gov-east-1.elasticbeanstalk com.amazonaws.us-gov-east-1.elasticbeanstalk-health
AWS Elastic Disaster Recovery	com.amazonaws.us-gov-west-1.drs	com.amazonaws.us-gov-east-1.drs
AWS Fault Injection Service	com.amazonaws.us-gov-west-1.fis	com.amazonaws.us-gov-east-1.fis
AWS Glue	com.amazonaws.us-gov-west-1.glue	com.amazonaws.us-gov-east-1.glue
AWS Glue DataBrew	com.amazonaws.us-gov-west-1.databrew	Not applicable
AWS IAM Access Analyzer	com.amazonaws.us-gov-west-1.access-analyzer	com.amazonaws.us-gov-east-1.access-analyzer
AWS IoT Greengrass	com.amazonaws.us-gov-west-1.greengrass	com.amazonaws.us-gov-east-1.greengrass
AWS IoT SiteWise	com.amazonaws.us-gov-west-1.iotsitewise.api com.amazonaws.us-gov-west-1.iotsitewise.data	Not applicable
AWS IoT TwinMaker	com.amazonaws.us-gov-west-1.iottwinmaker.api com.amazonaws.us-gov-west-1.iottwinmaker.data	Not applicable

AWS Service	AWS GovCloud (US-West) VPC Endpoints	AWS GovCloud (US-East) VPC Endpoints
AWS Key Management Service	com.amazonaws.us-gov-west-1.kms com.amazonaws.us-gov-west-1.kms-fips	com.amazonaws.us-gov-east-1.kms com.amazonaws.us-gov-east-1.kms-fips
AWS Lake Formation	com.amazonaws.us-gov-west-1.lakeformation	Not applicable
AWS Lambda	com.amazonaws.us-gov-west-1.lambda	com.amazonaws.us-gov-east-1.lambda
AWS License Manager	com.amazonaws.us-gov-west-1.license-manager com.amazonaws.us-gov-west-1.license-manager-fips	com.amazonaws.us-gov-east-1.license-manager com.amazonaws.us-gov-east-1.license-manager-fips
AWS Mainframe Modernization	com.amazonaws.us-gov-west-1.m2 m2.us-gov-west-1.amazonaws.com	com.amazonaws.us-gov-east-1.m2 m2.us-gov-east-1.amazonaws.com
AWS Parallel Computing Service	com.amazonaws.us-gov-west-1.pcs com.amazonaws.us-gov-west-1.pcs-fips	com.amazonaws.us-gov-east-1.pcs com.amazonaws.us-gov-east-1.pcs-fips
AWS Private Certificate Authority	com.amazonaws.us-gov-west-1.acm-pca com.amazonaws.us-gov-west-1.acm-pca-fips	com.amazonaws.us-gov-east-1.acm-pca com.amazonaws.us-gov-east-1.acm-pca-fips

AWS Service	AWS GovCloud (US-West) VPC Endpoints	AWS GovCloud (US-East) VPC Endpoints
AWS Resilience Hub	resiliencehub.us-gov-west-1 .amazonaws.com	resiliencehub.us-gov-east-1 .amazonaws.com
AWS Resource Groups Tagging API	com.amazonaws.us-gov- west-1.tagging	com.amazonaws.us-gov- east-1.tagging
AWS SDK for SAP ABAP	com.amazonaws.us-gov- west-1.awssdk-sapabap com.amazonaws.us-gov- west-1.sapabap	com.amazonaws.us-gov- east-1.awssdk-sapabap com.amazonaws.us-gov- east-1.sapabap
AWS Secrets Manager	com.amazonaws.us-gov- west-1.secretsmanager	com.amazonaws.us-gov- east-1.secretsmanager
AWS Security Hub CSPM	com.amazonaws.us-gov- west-1.securityhub	com.amazonaws.us-gov- east-1.securityhub
AWS Security Token Service	com.amazonaws.us-gov- west-1.sts	com.amazonaws.us-gov- east-1.sts
AWS Server Migration Service	com.amazonaws.us-gov- west-1.sms com.amazonaws.us-gov- west-1.sms-fips	com.amazonaws.us-gov- east-1.sms com.amazonaws.us-gov- east-1.sms-fips
AWS Service Catalog	com.amazonaws.us-gov- west-1.servicecatalog	com.amazonaws.us-gov- east-1.servicecatalog
AWS Service Catalog AppRegistry	com.amazonaws.us-gov- west-1.servicecatalog-ap pregistry	com.amazonaws.us-gov- east-1.servicecatalog-ap pregistry
AWS SimSpace Weaver	com.amazonaws.us-gov- west-1.simspaceweaver	com.amazonaws.us-gov- east-1.simspaceweaver

AWS Service	AWS GovCloud (US-West) VPC Endpoints	AWS GovCloud (US-East) VPC Endpoints
AWS Storage Gateway	com.amazonaws.us-gov-west-1.storagegateway	com.amazonaws.us-gov-east-1.storagegateway
AWS Systems Manager	com.amazonaws.us-gov-west-1.ssm com.amazonaws.us-gov-west-1.ssmmessages	com.amazonaws.us-gov-east-1.ssm com.amazonaws.us-gov-east-1.ssmmessages
AWS Transfer Family	com.amazonaws.us-gov-west-1.transfer	com.amazonaws.us-gov-east-1.transfer
AWS X-Ray	com.amazonaws.us-gov-west-1.xray	com.amazonaws.us-gov-east-1.xray
Amazon API Gateway	com.amazonaws.us-gov-west-1.execute-api	com.amazonaws.us-gov-east-1.execute-api
Amazon WorkSpaces Applications	com.amazonaws.us-gov-west-1.appstream.api com.amazonaws.us-gov-west-1.appstream.streaming	com.amazonaws.us-gov-east-1.appstream.api com.amazonaws.us-gov-east-1.appstream.streaming
Amazon Athena	com.amazonaws.us-gov-west-1.athena	com.amazonaws.us-gov-east-1.athena
Amazon Bedrock	bedrock.gov-us-west-1.amazonaws.com	bedrock-runtime.gov-us-west-1.amazonaws.com
Amazon Cloud Directory	com.amazonaws.us-gov-west-1.clouddirectory	Not applicable
Amazon CloudWatch Logs	com.amazonaws.us-gov-west-1.logs	com.amazonaws.us-gov-east-1.logs

AWS Service	AWS GovCloud (US-West) VPC Endpoints	AWS GovCloud (US-East) VPC Endpoints
Amazon Comprehend	com.amazonaws.us-gov-west-1.comprehend	Not applicable
Amazon Comprehend Medical	com.amazonaws.us-gov-west-1.comprehendmedical	Not applicable
Amazon DynamoDB	com.amazonaws.us-gov-west-1.dynamodb	com.amazonaws.us-gov-east-1.dynamodb
Amazon EC2 Auto Scaling	com.amazonaws.us-gov-west-1.autoscaling	com.amazonaws.us-gov-east-1.autoscaling
Amazon ElastiCache	com.amazonaws.us-gov-west-1.elasticache	com.amazonaws.us-gov-east-1.elasticache
Amazon Elastic Compute Cloud	com.amazonaws.us-gov-west-1.ec2 com.amazonaws.us-gov-west-1.ec2messages	com.amazonaws.us-gov-east-1.ec2 com.amazonaws.us-gov-east-1.ec2messages
Amazon Elastic Container Registry	com.amazonaws.us-gov-west-1.ecr.api com.amazonaws.us-gov-west-1.ecr.dkr	com.amazonaws.us-gov-east-1.ecr.api com.amazonaws.us-gov-east-1.ecr.dkr
Amazon Elastic Container Service	com.amazonaws.us-gov-west-1.ecs com.amazonaws.us-gov-west-1.ecs-agent com.amazonaws.us-gov-west-1.ecs-telemetry	com.amazonaws.us-gov-east-1.ecs com.amazonaws.us-gov-east-1.ecs-agent com.amazonaws.us-gov-east-1.ecs-telemetry

AWS Service	AWS GovCloud (US-West) VPC Endpoints	AWS GovCloud (US-East) VPC Endpoints
Amazon Elastic File System	com.amazonaws.us-gov-west-1.elasticfilesystem com.amazonaws.us-gov-west-1.elasticfilesystem-fips	com.amazonaws.us-gov-east-1.elasticfilesystem com.amazonaws.us-gov-east-1.elasticfilesystem-fips
Amazon EMR	com.amazonaws.us-gov-west-1.elasticmapreduce	com.amazonaws.us-gov-east-1.elasticmapreduce
Amazon FSx	com.amazonaws.us-gov-west-1.fsx com.amazonaws.us-gov-west-1.fsx-fips	com.amazonaws.us-gov-east-1.fsx com.amazonaws.us-gov-east-1.fsx-fips
Amazon Inspector	com.amazonaws.us-gov-west-1.inspector2 inspector2.us-gov-west-1.amazonaws.com	com.amazonaws.us-gov-east-1.inspector2 inspector2.us-gov-east-1.amazonaws.com
Amazon Kendra	com.amazonaws.us-gov-west-1.kendra	Not applicable
Amazon Keyspaces (for Apache Cassandra)	com.amazonaws.us-gov-west-1.cassandra	com.amazonaws.us-gov-east-1.cassandra
Amazon Data Firehose	com.amazonaws.us-gov-west-1.kinesis-firehose	com.amazonaws.us-gov-east-1.kinesis-firehose
Amazon Kinesis Data Streams	com.amazonaws.us-gov-west-1.kinesis-streams	com.amazonaws.us-gov-east-1.kinesis-streams
Amazon Location Service	com.amazonaws.us-gov-west-1.geo	Not Applicable

AWS Service	AWS GovCloud (US-West) VPC Endpoints	AWS GovCloud (US-East) VPC Endpoints
Amazon Managed Service for Prometheus	com.amazonaws.us-gov-west-1.aps com.amazonaws.us-gov-west-1.aps-workspaces	com.amazonaws.us-gov-east-1.aps com.amazonaws.us-gov-east-1.aps-workspaces
Amazon Redshift	com.amazonaws.us-gov-west-1.redshift com.amazonaws.us-gov-west-1.redshift-data	com.amazonaws.us-gov-east-1.redshift com.amazonaws.us-gov-east-1.redshift-data
Amazon Rekognition	com.amazonaws.us-gov-west-1.rekognition com.amazonaws.us-gov-west-1.rekognition-fips	Not applicable
Amazon Relational Database Service	com.amazonaws.us-gov-west-1.rds	com.amazonaws.us-gov-east-1.rds
Amazon Application Recovery Controller (ARC)	arc-zonal-shift.us-gov-west-1.amazonaws.com	arc-zonal-shift.us-gov-east-1.amazonaws.com

AWS Service	AWS GovCloud (US-West) VPC Endpoints	AWS GovCloud (US-East) VPC Endpoints
Amazon SageMaker AI	aws.sagemaker.us-gov-west-1.notebook aws.sagemaker.us-gov-west-1.studio com.amazonaws.us-gov-west-1.sagemaker.api com.amazonaws.us-gov-west-1.sagemaker.api-fips com.amazonaws.us-gov-west-1.sagemaker.runtime	aws.sagemaker.us-gov-east-1.notebook aws.sagemaker.us-gov-east-1.studio com.amazonaws.us-gov-east-1.sagemaker.api com.amazonaws.us-gov-east-1.sagemaker.api-fips com.amazonaws.us-gov-east-1.sagemaker.runtime
Amazon Simple Notification Service	com.amazonaws.us-gov-west-1.sns	com.amazonaws.us-gov-east-1.sns
Amazon Simple Queue Service	com.amazonaws.us-gov-west-1.sqs	com.amazonaws.us-gov-east-1.sqs
Amazon Simple Storage Service	com.amazonaws.us-gov-west-1.s3	com.amazonaws.us-gov-east-1.s3
Amazon SWF	com.amazonaws.us-gov-west-1.swf-fips	com.amazonaws.us-gov-east-1.swf-fips
Amazon Textract	com.amazonaws.us-gov-west-1.textract	com.amazonaws.us-gov-east-1.textract
Amazon Timestream	com.amazonaws.us-gov-west-1.timestream	Not Applicable
Amazon Transcribe	com.amazonaws.us-gov-west-1.transcribe	com.amazonaws.us-gov-east-1.transcribe

AWS Service	AWS GovCloud (US-West) VPC Endpoints	AWS GovCloud (US-East) VPC Endpoints
Amazon Verified Permissions	com.amazonaws.us-gov-west-1.verifiedpermissions com.amazonaws.us-gov-east-1.verifiedpermissions	verifiedpermissions.us-gov-east-1.amazonaws.com verifiedpermissions.us-gov-west-1.amazonaws.com
Amazon WorkSpaces	com.amazonaws.us-gov-west-1.workspaces	Not applicable
EBS direct APIs	com.amazonaws.us-gov-west-1.ebs	com.amazonaws.us-gov-east-1.ebs
EC2 Image Builder	com.amazonaws.us-gov-west-1.imagebuilder	com.amazonaws.us-gov-east-1.imagebuilder
Elastic Load Balancing	com.amazonaws.us-gov-west-1.elasticloadbalancing	com.amazonaws.us-gov-east-1.elasticloadbalancing
Amazon EventBridge	com.amazonaws.us-gov-west-1.events	com.amazonaws.us-gov-east-1.events
Git CodeCommit	com.amazonaws.us-gov-west-1.git-codecommit com.amazonaws.us-gov-west-1.git-codecommit-fips	com.amazonaws.us-gov-east-1.git-codecommit com.amazonaws.us-gov-east-1.git-codecommit-fips
S3 on Outposts	com.amazonaws.us-gov-west-1.s3-outposts	com.amazonaws.us-gov-east-1.s3-outposts
Service Quotas	com.amazonaws.us-gov-west-1.servicequotas	com.amazonaws.us-gov-east-1.servicequotas

Note

All the information provided in this page is manually updated. If you are looking for the most current version of the list, it can be found in the console or by using the AWS CLI command `"aws ec2 describe-vpc-endpoint-services --region us-gov-east-1 or --region us-gov-west-1"` as appropriate.

Compliance

AWS GovCloud (US) gives government customers and their partners the flexibility to architect secure cloud solutions that comply with the FedRAMP High baseline; the DOJ's Criminal Justice Information Systems (CJIS) Security Policy; U.S. International Traffic in Arms Regulations (ITAR); Export Administration Regulations (EAR); Department of Defense (DoD) Cloud Computing Security Requirements Guide (SRG) for Impact Levels 2, 4 and 5; FIPS 140-3; IRS-1075; and other compliance regimes.

FedRAMP

The US Federal Government is dedicated to delivering its services to the American people in the most innovative, secure, and cost-efficient fashion. Cloud computing plays a key part in how the federal government can achieve operational efficiencies and innovate on demand to advance their mission across the nation. That is why many federal agencies today are using AWS cloud services to process, store, and transmit federal government data. For more information, see <https://aws.amazon.com/compliance/fedramp>

DoD CC SRG

A growing number of military customers are adopting AWS services to process, store, and transmit US Department of Defense (DoD) data. AWS enables defense organizations and their business associates to create secure environments to process, maintain, and store DoD data. For more information, see <https://aws.amazon.com/compliance/dod>

CMMC

The Cybersecurity Maturity Model Certification (CMMC) program enhances cyber protection standards for companies in the DIB. It is designed to protect sensitive unclassified information that

is shared by the DoD with its contractors and subcontractors. The program incorporates a set of cybersecurity requirements into acquisition programs and provides the DoD increased assurance that contractors and subcontractors are meeting these requirements. For more information, see <https://aws.amazon.com/compliance/cmmc>

ITAR

AWS GovCloud (US) supports compliance with United States International Traffic in Arms Regulations (ITAR). As a part of managing a comprehensive ITAR compliance program, companies that are subject to ITAR export regulations must control unintended exports by restricting access to protected data to US Persons, and by restricting physical location of protected data to the US. AWS GovCloud (US) provides an environment that is physically located in the US, and access by AWS personnel is limited to US Persons, thereby allowing qualified companies to use AWS to transmit, process, and store protected articles and data subject to ITAR restrictions. For more information, see <https://aws.amazon.com/compliance/itar>

CJIS

The [CJIS Security Policy](#) outlines the "appropriate controls to protect the full lifecycle of CJ (Criminal Justice Information), whether at rest or in transit," irrespective of the underlying information technology model. For more information, see <https://aws.amazon.com/compliance/cjis>

IRS 1075

Internal Revenue Service Publication 1075 (IRS Pub 1075) provides guidance for US government agencies and their agents to protect Federal Tax Information (FTI). While the IRS does not publish an official designation or certification for compliance with Pub 1075, AWS supports organizations to protect FTI managed in AWS by aligning our implementations of NIST 800-53 and FedRAMP security controls with the respective IRS Pub 1075 security requirements. For more information, see <https://aws.amazon.com/compliance/irs-1075>

FIPS

The Federal Information Processing Standard (FIPS) Publication 140-3 is a US and Canadian government standard that specifies the security requirements for cryptographic modules that protect sensitive information. For more information, see <https://aws.amazon.com/compliance/fips>

ATO on AWS

The Authority to Operate (ATO) on AWS Program helps AWS Partners meet their customers' authorization needs, whether it be architecting, configuring, deploying, or integrating tools and controls. AWS supports businesses globally that need to meet security, privacy, and compliance requirements for healthcare, privacy, national security, and financial sectors. ATO on AWS supports workloads for government organizations such as FedRAMP, FISMA, the RMF, and CMMC in the U.S. For more information, see <https://aws.amazon.com/partners/programs/ato>

Maintaining U.S. International Traffic in Arms Regulations (ITAR) Compliance

If you store and process ITAR-regulated data in the AWS GovCloud (US) Regions, you must conform to the following ITAR requirements, in addition to any other ITAR or export control restrictions that may be applicable to you:

- You are an individual or entity that qualifies as a U.S. Person under the applicable regulations.
- You have and will maintain a valid Directorate of Defense Trade Controls (DDTC) registration.
- You have full export privileges under U.S. export control laws and regulations and are not a denied or debarred party or otherwise subject to sanctions.
- If your export control privileges are revoked, suspended, or terminated, or you otherwise become subject to sanctions or are barred from maintaining export-controlled data, you will immediately remove ITAR and other export-controlled data from the AWS services.
- You must maintain an effective compliance program to ensure compliance with applicable U.S. export control laws and regulations, including ITAR, if applicable.

Note

Even if you don't process any ITAR-regulated data, the owner of the AWS GovCloud (US) account must be a U.S. person. AWS doesn't require IAM users or users of applications that run in AWS GovCloud (US) to be U.S. persons. As part of the shared responsibility model, you are responsible for restricting access to your IAM users and to your application in accordance with regulations that apply to you.

Export Controlled Data in AWS GovCloud (US) Services

If you maintain export-controlled data in the AWS GovCloud (US) Regions, you are responsible for using services in the AWS GovCloud (US) Regions in a manner that is consistent with your obligations under applicable laws and regulations, including export control regulations. For more information about maintaining export controlled data in AWS GovCloud (US) Regions for each service, see the service-specific information in [Services in AWS GovCloud \(US\) Regions](#).

Accessing the AWS GovCloud (US) Regions

When you access the AWS GovCloud (US) Regions, use your AWS GovCloud (US) credentials. Although your AWS GovCloud (US) account is associated with your standard AWS account, each account has distinct credentials, where users from one account cannot access AWS resources from the other account.

You can use any of the following methods to access and manage resources in AWS GovCloud (US) Regions:

- The [AWS Management Console for the AWS GovCloud \(US\) Region](#) provides an easy-to-use graphical interface to manage your compute, storage, and other cloud resources. Most AWS products can be used with the console, and the console supports the majority of functionality for each service. You can sign in to the console only as an IAM user. For more information, see [Onboarding to AWS GovCloud \(US\) as a Solution Provider reselling in AWS GovCloud \(US\)](#).
- The **AWS command line interface (CLI)** allows you to control AWS services from a command line and automate commands through scripts. For more information about accessing the CLI for each service, see [AWS Command Line Tools](#) in the *AWS General Reference*.
- The **AWS SDKs** offer SDKs for a variety of languages. Some service operations that require computation of an md5 content hash, such as S3, may be unavailable or require additional code. The Sample Code and Libraries Catalog also provides a listing of code, SDKs, sample applications, and other tools available for use. For SDKs that leverage cryptography other than OpenSSL, such as Go, make sure you are following best practices for meeting compliance. Go leverages a built-in cryptography library that is not FIPS 140-3 validated.
- The **Toolkits for developers** provide programming libraries that help you quickly deploy your applications to AWS for Java or .NET. For more information, see [AWS Toolkit for Eclipse](#) or [AWS Toolkit for Visual Studio](#).
- You can construct **REST or Query API** calls to AWS services. For API syntax and examples, see the API references for each service at <https://docs.aws.amazon.com/>.

Controlling Access to Your AWS GovCloud (US) Account

Your AWS GovCloud (US) account credentials grant full access to your AWS GovCloud (US) account. We recommend that you don't share your account credentials. Instead, use AWS Identity and Access Management (IAM) to grant users access to AWS GovCloud (US). With IAM, you can control who can perform which actions on a specific resource. [AWS GovCloud \(US\) Sign Up](#) discusses how you create your first IAM administrative user.

Because of the shared responsibility model, customers are responsible for determining who should or should not access the AWS GovCloud (US) console, in accordance with the customer compliance requirements.

For more information, see [What Is IAM?](#) in *Using IAM* .

For suggestions about how to secure your account with IAM, see [IAM Best Practices](#) in *Using IAM* .

Command Line and API Access

You can use the command line interface (CLI), Query API, or REST interfaces to access AWS GovCloud (US) services. You can also use a language-specific software development kit (SDK). For more information about the CLI and SDK tools, see [Tools for Amazon Web Services](#).

For the CLI and APIs, users need programmatic access.

Users need programmatic access if they want to interact with AWS outside of the AWS Management Console. The way to grant programmatic access depends on the type of user that's accessing AWS.

To grant users programmatic access, choose one of the following options.

Which user needs programmatic access?	To	By
Workforce identity (Users managed in IAM Identity Center)	Use temporary credentials to sign programmatic requests to the AWS CLI, AWS SDKs, or AWS APIs.	Following the instructions for the interface that you want to use. * For the AWS CLI, see Configuring the AWS CLI to

Which user needs programmatic access?	To	By
		<p>use AWS IAM Identity Center in the <i>AWS Command Line Interface User Guide</i>.</p> <p>* For AWS SDKs, tools, and AWS APIs, see IAM Identity Center authentication in the <i>AWS SDKs and Tools Reference Guide</i>.</p>
IAM	Use temporary credentials to sign programmatic requests to the AWS CLI, AWS SDKs, or AWS APIs.	Following the instructions in Using temporary credentials with AWS resources in the <i>IAM User Guide</i> .
IAM	(Not recommended) Use long-term credentials to sign programmatic requests to the AWS CLI, AWS SDKs, or AWS APIs.	<p>Following the instructions for the interface that you want to use.</p> <p>* For the AWS CLI, see Authenticating using IAM user credentials in the <i>AWS Command Line Interface User Guide</i>.</p> <p>* For AWS SDKs and tools, see Authenticate using long-term credentials in the <i>AWS SDKs and Tools Reference Guide</i>.</p> <p>* For AWS APIs, see Managing access keys for IAM users in the <i>IAM User Guide</i>.</p>

After you have installed your preferred tool, you can access AWS GovCloud (US) by specifying the AWS GovCloud (US) Region [endpoint](#) for the AWS service that you want to access.

For information about setting Regions using the AWS SDKs, see [Available Region Endpoints for the AWS SDKs](#) in the AWS Developer Center.

If you use the CLI, you can either specify the AWS GovCloud (US) endpoint every time you enter a command, or you can set an environment variable that specifies the endpoint. For more information, see the CLI documentation for the service.

```
#Example Call
```

```
aws s3 ls --endpoint-url https://s3-fips.us-gov-west-1.amazonaws.com --region us-gov-west-1
```

Resource Limits

By default, AWS maintains limits for certain resources in your AWS GovCloud (US) account. For example, accounts have a limit on the number of Amazon EC2 instances that can be launched. You can see your current limits and request limit increases on the [Limits Page in the Amazon EC2 console](#). When you request a limit increase, specify your AWS GovCloud (US) account ID and select the AWS GovCloud (US) Region from the Region drop-down list.

For more information, see [AWS Service Limits](#).

Penetration Testing

AWS customers are permitted to perform penetration testing on certain services by following the AWS Customer Support Policy for [Penetration Testing](#). Please refer to the Policy before planning and performing penetration testing activities.

Service Health Dashboard

{govcloud-us} includes a dashboard that displays up-to-the-minute information about service availability in the Region. To get current status information, or subscribe to an RSS feed to be notified of interruptions to each individual service, see the [Service Health Dashboard](#).

Closing an AWS GovCloud (US) account

The following instructions describe the process to close an AWS GovCloud (US) account. Because AWS account management functions are not available in the AWS GovCloud (US) Management Console, closing an AWS GovCloud (US) account may require additional steps.

Note

There is no **Close account** option available in the AWS GovCloud (US) Management Console as there is in the standard AWS account Management Console.

Use the following AWS GovCloud (US) account closure procedure that is most applicable to your business needs.

Close an AWS GovCloud (US) standalone or member account

You can close an AWS GovCloud (US) standalone or member account by initiating closure of its associated standard account.

To close an AWS GovCloud (US) standalone or member account

1. Sign in to the AWS GovCloud (US) account.
2. [Find and terminate all active resources](#) currently running in the AWS GovCloud (US) account (both Regions if applicable).

Important

Before terminating your resources, back up your data where appropriate. After your account has been closed, you will no longer have access to the data or AWS services.

3. After you've terminated all active resources from your AWS GovCloud (US) account, delete all IAM users, and rotate and delete the access keys from the AWS GovCloud (US) account.
4. Close the standard AWS account using the **Close account** option available in the standard account Management Console. After the standard AWS account closure, your AWS GovCloud (US) account will be closed, without further action needed from you.

If you run into issues with billing/access to the AWS GovCloud (US) Management Console after this time, please submit a Support case using your standard AWS account, referencing the issue and the AWS GovCloud (US) account ID.

Notes

- Closing your standard AWS account will not automatically terminate all your active resources in the AWS GovCloud (US) account. We recommend that you terminate all the resources in your AWS GovCloud (US) account before closing the standard AWS account.
- Closed AWS GovCloud (US) member accounts are not automatically removed from the AWS GovCloud (US) organization after the post-closure period and they remain visible in the AWS GovCloud (US) organization in suspended status. You must remove the AWS GovCloud (US) member accounts from your AWS GovCloud (US) organization if you wish to delete your AWS GovCloud (US) organization.

Close an AWS GovCloud (US) management account

You can only close an AWS GovCloud (US) management account after you've deleted the organization associated with it. After deleting the organization, your management account will change to a standalone AWS GovCloud (US) account. At this point, you can initiate the closing of the standalone AWS GovCloud (US) account by closing its associated standard AWS account.

Note

Your AWS GovCloud (US) management account will not close if there are active member accounts in your AWS GovCloud (US) organization. You will continue to incur charges for any active resources in the AWS GovCloud (US) management account and member accounts until they are closed.

To close an AWS GovCloud (US) management account

1. Remove and close all the AWS GovCloud (US) member accounts from the AWS GovCloud (US) management account. For more information, see [Removing a member account from your organization](#).

Note

Removing an AWS GovCloud (US) member account does not close the account, instead it removes the member account from the AWS GovCloud (US) organization and the member account becomes a standalone AWS account. If you wish to close the removed member accounts, follow the instructions in the previous section [Close an AWS GovCloud \(US\) standalone or member account](#).

2. Sign in to the AWS GovCloud (US) management account and delete the AWS GovCloud (US) organization. For more information, see [Deleting an organization](#).
3. [Find and terminate all active resources](#), delete all IAM users, and rotate and delete the access keys of the AWS GovCloud (US) management account.
4. Close the standard management account associated with the AWS GovCloud (US) management account using the **Close account** option available in the standard account's Management Console. After the standard management account has been closed, your AWS GovCloud (US) management account will close within the next billing cycle. For more information, see [Closing a member account in your organization](#).

What to expect after you close your AWS GovCloud (US) account

After your AWS GovCloud (US) account is closed:

- You will not be able to sign in to the AWS Management Console for your AWS GovCloud (US) account.
- You will no longer have access to the data or AWS services in the AWS GovCloud (US) account.
- If you had shared resources from your AWS GovCloud (US) account with other AWS GovCloud (US) accounts, those other accounts will no longer have access to the shared resources after the AWS GovCloud (US) account closure.

Reopening an AWS GovCloud (US) account

Within the post-closure period, which are the 90 days after your account is closed, you can reopen your standard AWS account and AWS GovCloud (US) account by contacting AWS Support.

⚠ Important

Re-opening your AWS GovCloud (US) account will only restore data/resources that were not terminated. If you terminated resources to avoid incurring charges during the closure process, they will not be restored. To ensure access to important data that might be needed upon re-opening, it is recommended that you backup that data prior to terminating AWS GovCloud (US) resources.

After the post-closure period, you cannot reopen your standard AWS account or AWS GovCloud (US) account.

Services in AWS GovCloud (US) Regions

The following sections describe the differences between the AWS GovCloud (US) Regions and the standard AWS Region US East (N. Virginia). They include links to documentation and describe the export-controlled content (where you can and can't enter or process export-controlled data) for each service.

Application Auto Scaling in AWS GovCloud (US)

Application Auto Scaling is a web service for developers and system administrators who need a solution for automatically scaling their scalable resources for individual AWS services beyond Amazon EC2.

How Application Auto Scaling differs for AWS GovCloud (US)

- Application Auto Scaling notifications are not currently supported in the AWS Health Dashboard in the AWS GovCloud (US) Regions.
- The following resources are not currently supported for Application Auto Scaling in the AWS GovCloud (US-West) Region:
 - Amazon Neptune clusters
 - Spot Fleet requests
 - Custom resources
- The following resources are not currently supported for Application Auto Scaling in the AWS GovCloud (US-East) Region:
 - Amazon Comprehend document classification and entity recognizer endpoints
 - Amazon Neptune clusters
 - SageMaker AI endpoint variants
 - Spot Fleet requests
 - Custom resources

Documentation for Application Auto Scaling

For more information about anything in the above list, see the documentation for the specific service at [AWS documentation](#).

For information about scaling Amazon EC2 instances in AWS GovCloud (US), see [Amazon EC2 Auto Scaling](#) in this guide.

For more information about AWS Auto Scaling and Application Auto Scaling, see [AWS Auto Scaling documentation](#).

Export-controlled content

For AWS Services architected within the AWS GovCloud (US) Regions, the following list explains how certain components of data may leave the AWS GovCloud (US) Regions in the normal course of the service offerings. The list can be used as a guide to help meet applicable customer compliance obligations. Data not included in the following list remains within the AWS GovCloud (US) Regions.

- Auto Scaling is not permitted to contain export-controlled data.
- For example, do not enter export-controlled data in the following fields:
 - Scaling policy names
 - Scaling policy configuration

AWS AppConfig in AWS GovCloud (US)

Use AWS AppConfig, a capability of AWS Systems Manager, to create, manage, and quickly deploy application configurations. You can use AWS AppConfig with applications hosted on Amazon Elastic Compute Cloud (Amazon EC2) instances, AWS Lambda, containers, mobile applications, or IoT devices.

How AWS AppConfig differs for AWS GovCloud (US)

AWS CodePipeline resources are not currently supported for AWS AppConfig in the AWS GovCloud (US-East) Region.

Documentation for AWS AppConfig

<https://docs.aws.amazon.com/appconfig/latest/userguide/what-is-appconfig.html> [AWS AppConfig documentation].

Export-controlled content

For AWS Services architected within the AWS GovCloud (US) Regions, the following list explains how certain components of data may leave the AWS GovCloud (US) Regions in the normal course of the service offerings. The list can be used as a guide to help meet applicable customer compliance obligations. Data not included in the following list remains within the AWS GovCloud (US) Regions.

- Any AWS AppConfig resource names (Application, Environment, ConfigurationProfile, Deployment Strategy, etc.)
 - Validator JSON Schema
 - Location URIs or Validator ARNs
 - Any AWS AppConfig resource descriptions

AWS Application Migration Service in AWS GovCloud (US)

AWS Application Migration Service (MGN) is a highly automated lift-and-shift (rehost) solution that simplifies, expedites, and reduces the cost of migrating applications to AWS. It allows companies to lift-and-shift a large number of physical, virtual, or cloud servers without compatibility issues, performance disruption, or long cutover windows. MGN replicates source servers into your AWS account. When you're ready, it automatically converts and launches your servers on AWS so you can quickly benefit from the cost savings, productivity, resilience, and agility of the Cloud. Once your applications are running on AWS, you can leverage AWS services and capabilities to quickly and easily replatform or refactor those applications – which makes lift-and-shift a fast route to modernization.

How AWS Application Migration Service differs for AWS GovCloud (US)

The following post-launch actions are not supported by Application Migration Service in AWS GovCloud (US):

- Third party post-launch actions
- App2Container for Replatforming
- Enable Refactor Spaces

Documentation for AWS Application Migration Service

[Application Migration Service documentation](#)

Export-controlled content

For AWS Services architected within the AWS GovCloud (US) Regions, the following list explains how certain components of data may leave the AWS GovCloud (US) Regions in the normal course of the service offerings. The list can be used as a guide to help meet applicable customer compliance obligations. Data not included in the following list remains within the AWS GovCloud (US) Regions.

- No export-controlled data is entered, stored, or processed by Application Migration Service.

AWS Artifact in AWS GovCloud (US)

AWS Artifact provides on-demand downloads of AWS security and compliance documents, such as AWS ISO certifications, Payment Card Industry (PCI), and Service Organization Control (SOC) reports. You can submit the security and compliance documents (also known as audit artifacts) to your auditors or regulators to demonstrate the security and compliance of the AWS infrastructure and services that you use. You can also use AWS Artifact to review, accept, and track the status of AWS agreements such as the Business Associate Addendum (BAA). With AWS Artifact, you can accept agreements with AWS and designate AWS accounts that can legally process restricted information.

How AWS Artifact differs for AWS GovCloud (US)

This service has no differences between AWS GovCloud (US) Regions and the standard AWS Regions.

Documentation for AWS Artifact

[AWS Artifact documentation.](#)

Export-controlled content

For AWS Services architected within the AWS GovCloud (US) Regions, the following list explains how certain components of data may leave the AWS GovCloud (US) Regions in the normal

course of the service offerings. The list can be used as a guide to help meet applicable customer compliance obligations. Data not included in the following list remains within the AWS GovCloud (US) Regions.

- Function name
- Description
- DLQ data (can be exported through Amazon SNS and Amazon SQS)
- Memory
- Timeout
- Runtime
- Role name for service principals
- Aliases

AWS Auto Scaling in AWS GovCloud (US)

With AWS Auto Scaling, you can quickly discover the scalable AWS resources for your application and set up dynamic scaling. It uses Amazon EC2 Auto Scaling to scale your EC2 instances and Application Auto Scaling to scale resources from other services. The AWS Management Console provides a web interface for AWS Auto Scaling.

How AWS Auto Scaling differs for AWS GovCloud (US)

- Predictive scaling is not available in the AWS GovCloud (US) Regions.
- The following CloudFormation resource is not available in the AWS GovCloud (US) Regions:
 - [AWS::AutoScalingPlans::ScalingPlan](#)

Documentation for AWS Auto Scaling

For more information about anything in the above list, see the documentation for the specific service at [AWS documentation](#).

For information about scaling Amazon EC2 instances in AWS GovCloud (US), see [Amazon EC2 Auto Scaling](#) in this guide.

For more information about AWS Auto Scaling and Application Auto Scaling, see [AWS Auto Scaling documentation](#).

Export-controlled content

For AWS Services architected within the AWS GovCloud (US) Regions, the following list explains how certain components of data may leave the AWS GovCloud (US) Regions in the normal course of the service offerings. The list can be used as a guide to help meet applicable customer compliance obligations. Data not included in the following list remains within the AWS GovCloud (US) Regions.

- Auto Scaling is not permitted to contain export-controlled data.
- For example, do not enter export-controlled data in the following fields:
 - Scaling plan names
 - Scaling policy names
 - Scaling policy configurations

AWS Backint Agent for SAP HANA AWS GovCloud (US) Regions

AWS Backint Agent for SAP HANA (AWS Backint Agent) is an SAP-certified backup and restore application for SAP HANA workloads running on Amazon EC2 instances in the cloud. AWS Backint Agent runs as a standalone application that integrates with your existing workflows to back up your SAP HANA database to Amazon S3 and to restore it using SAP HANA Cockpit, SAP HANA Studio, and SQL commands. AWS Backint Agent supports full, incremental, and differential backup of SAP HANA databases.

How AWS Backint Agent for SAP HANA differs for AWS GovCloud (US)

This service has no differences between the AWS GovCloud (US) Region and the standard AWS Regions.

Documentation for AWS Backint Agent for SAP HANA

[AWS Backint Agent for SAP HANA documentation.](#)

Export-controlled content

For AWS Services architected within the AWS GovCloud (US) Regions, the following list explains how certain components of data may leave the AWS GovCloud (US) Regions in the normal

course of the service offerings. The list can be used as a guide to help meet applicable customer compliance obligations. Data not included in the following list remains within the AWS GovCloud (US) Regions.

- This service can generate metadata from customer-defined configurations. AWS suggests customers do not enter export-controlled information in console fields, descriptions, resource names, and tagging information.

AWS Backup in AWS GovCloud (US)

AWS Backup is a fully managed backup service that makes it easy to centralize and automate the backup of data across AWS services in the cloud and on premises. Using AWS Backup, you can configure backup policies and monitor backup activity for your AWS resources in one place. AWS Backup automates and consolidates backup tasks that were previously performed service-by-service, and removes the need to create custom scripts and manual processes. With just a few clicks on the AWS Backup console, you can create backup policies that automate backup schedules and retention management.

How AWS Backup differs for AWS GovCloud (US)

- Restore testing is not available.
- Backup Audit Manager multi-account, multi-Region reporting is not available.

Documentation for AWS Backup

[AWS Backup documentation.](#)

Export-controlled content

For AWS Services architected within the AWS GovCloud (US) Regions, the following list explains how certain components of data may leave the AWS GovCloud (US) Regions in the normal course of the service offerings. The list can be used as a guide to help meet applicable customer compliance obligations. Data not included in the following list remains within the AWS GovCloud (US) Regions.

- Do not enter export-controlled data in the following AWS Backup fields:
 - Resource tag

- Plan name
- Rule name
- Selection name
- Vault name

AWS Batch in AWS GovCloud (US)

AWS Batch enables you to run batch computing workloads on the AWS Cloud. Batch computing is a common way for developers, scientists, and engineers to access large amounts of compute resources, and AWS Batch removes the undifferentiated heavy lifting of configuring and managing the required infrastructure, similar to traditional batch computing software. This service can efficiently provision resources in response to jobs submitted in order to eliminate capacity constraints, reduce compute costs, and deliver results quickly.

How AWS Batch differs for AWS GovCloud (US)

This service has no differences between the AWS GovCloud (US) and the standard AWS Regions.

Documentation for AWS Batch

[AWS Batch documentation.](#)

Export-controlled content

For AWS Services architected within the AWS GovCloud (US) Regions, the following list explains how certain components of data may leave the AWS GovCloud (US) Regions in the normal course of the service offerings. The list can be used as a guide to help meet applicable customer compliance obligations. Data not included in the following list remains within the AWS GovCloud (US) Regions.

- Job Definitions API attributes
- Job Queues API attributes
- Compute Environments API attributes
- Job API attributes
- Tags

AWS Certificate Manager in AWS GovCloud (US)

AWS Certificate Manager (ACM) makes it easy to provision, manage, and deploy SSL/TLS certificates on AWS managed resources.

How AWS Certificate Manager differs for AWS GovCloud (US)

This service has no differences between the AWS GovCloud (US) and the standard AWS Regions.

Documentation for AWS Certificate Manager

[AWS Certificate Manager documentation.](#)

Export-controlled content

For AWS Services architected within the AWS GovCloud (US) Regions, the following list explains how certain components of data may leave the AWS GovCloud (US) Regions in the normal course of the service offerings. The list can be used as a guide to help meet applicable customer compliance obligations. Data not included in the following list remains within the AWS GovCloud (US) Regions.

- No export-controlled data may be entered, stored, or processed by AWS Certificate Manager. For example, domain names specified for certificates are not permitted to contain export-controlled data. For example, do not enter export-controlled data into the **DomainName** or **SubjectAlternativeNames** fields when requesting a certificate.

AWS Private Certificate Authority in AWS GovCloud (US)

AWS Private Certificate Authority (AWS Private CA) is a managed private CA service with which you can easily and securely manage your CA infrastructure and your private certificates.

How AWS Private CA differs for AWS GovCloud (US)

- To connect to AWS Private CA by using the command line or API, use the following [endpoints](#):
 - <https://acm-pca.us-gov-west-1.amazonaws.com>
 - <https://acm-pca.us-gov-east-1.amazonaws.com>

Documentation for AWS Private CA

[AWS Private Certificate Authority documentation.](#)

Export-controlled content

For AWS Services architected within the AWS GovCloud (US) Regions, the following list explains how certain components of data may leave the AWS GovCloud (US) Regions in the normal course of the service offerings. The list can be used as a guide to help meet applicable customer compliance obligations. Data not included in the following list remains within the AWS GovCloud (US) Regions.

- No export-controlled data may be entered, stored, or processed by AWS Private Certificate Authority. For example, domain names specified for certificates are not permitted to contain export-controlled data. For example, do not enter export-controlled data into the **DomainName** or **SubjectAlternativeNames** fields when requesting a certificate.

AWS Client VPN in AWS GovCloud (US)

AWS Client VPN is a managed client-based Site-to-Site VPN service that enables you to securely access AWS resources and resources in your on-premises network. With AWS Client VPN, you can access your resources from any location using an OpenVPN-based VPN client.

How Client VPN Differs for AWS GovCloud (US)

- AWS Client VPN endpoints in AWS GovCloud (US) operate using FIPS 140-3 validated cryptographic modules. Site-to-Site VPN connections created in AWS GovCloud (US) might require a different set of algorithms to establish a tunnel, depending on your client configuration. For more information about FIPS 140-3, see "Cryptographic Module Validation Program" on the NIST Computer Security Resource Center website.
- Use SSL (HTTPS) when you make calls to the service in the AWS GovCloud (US) Region. In other AWS Regions, you can use HTTP or HTTPS.

Documentation for AWS Client VPN

[AWS Client VPN documentation.](#)

Export-controlled content

For AWS Services architected within the AWS GovCloud (US) Regions, the following list explains how certain components of data may leave the AWS GovCloud (US) Regions in the normal course of the service offerings. The list can be used as a guide to help meet applicable customer compliance obligations. Data not included in the following list remains within the AWS GovCloud (US) Regions.

- AWS Client VPN metadata is not permitted to contain export-controlled data. This metadata includes all of the configuration data that you enter when setting up and maintaining your Client VPN Endpoints.

For example, do not enter export-controlled data into user input fields such as the following:

- Display Name
- Topic Policy
- Topic Delivery Policy
- Topic ARN
- Endpoint

AWS Cloud Control API in AWS GovCloud (US)

AWS Cloud Control API, a set of common application programming interfaces (APIs) that is designed to make it easy for developers to manage their cloud infrastructure in a consistent manner and leverage the latest AWS capabilities faster. Using AWS Cloud Control API, developers can manage the lifecycle of hundreds of AWS resources and over a dozen third-party resources with five consistent APIs instead of using distinct service-specific APIs. With this launch, AWS Partner Network (APN) Partners can now automate how their solutions integrate with existing and future AWS services through a one-time integration, instead of spending weeks of custom development work as new resources become available.

How AWS Cloud Control API differs for AWS GovCloud (US)

This service has no differences between the AWS GovCloud (US) Region and the standard AWS Regions.

Documentation for AWS Cloud Control API

[AWS Cloud Control API documentation.](#)

Export-controlled content

For AWS Services architected within the AWS GovCloud (US) Regions, the following list explains how certain components of data may leave the AWS GovCloud (US) Regions in the normal course of the service offerings. The list can be used as a guide to help meet applicable customer compliance obligations. Data not included in the following list remains within the AWS GovCloud (US) Regions.

- No export-controlled data may be entered, stored, or processed by AWS Cloud Control API. For example, AWS Cloud Control API metadata is not permitted to contain export-controlled data. This metadata includes all the configuration data that you enter when creating and maintaining your resources using AWS Cloud Control API.

AWS Cloud Map in AWS GovCloud (US)

AWS Cloud Map is a fully managed service that you can use to create and maintain a map of the backend services and resources that your applications depend on.

How AWS Cloud Map differs for AWS GovCloud (US)

- Public DNS namespaces are not supported in the AWS GovCloud (US) Regions.

Documentation for AWS Cloud Map

[AWS Cloud Map documentation.](#)

Export-controlled content

For AWS Services architected within the AWS GovCloud (US) Regions, the following list explains how certain components of data may leave the AWS GovCloud (US) Regions in the normal course of the service offerings. The list can be used as a guide to help meet applicable customer compliance obligations. Data not included in the following list remains within the AWS GovCloud (US) Regions.

- This service can generate metadata from customer-defined configurations. AWS suggests customers do not enter export-controlled information in console fields, descriptions, resource names, and tagging information.

AWS Cloud WAN in AWS GovCloud (US)

AWS Cloud WAN is a managed wide-area networking (WAN) service that you can use to build, manage, and monitor a unified global network that connects resources running across your cloud and on-premises environments.

How AWS Cloud WAN differs for AWS GovCloud (US)

- Direct Connect gateway attachments are not supported.

Documentation for AWS Cloud WAN

[AWS Cloud WAN documentation](#)

Export-controlled content

For AWS Services architected within the AWS GovCloud (US) Regions, the following list explains how certain components of data may leave the AWS GovCloud (US) Regions in the normal course of the service offerings. The list can be used as a guide to help meet applicable customer compliance obligations. Data not included in the following list remains within the AWS GovCloud (US) Regions.

- Cloud WAN gateway metadata is not permitted to contain export-controlled data. This metadata includes all of the configuration data that you enter when setting up and maintaining your global and core networks. This applies to free-text entry fields for Cloud WAN resources, including but not limited to:
 - Resource names
 - Resource descriptions
 - Tag keys and values

AWS CloudFormation in AWS GovCloud (US)

AWS CloudFormation enables you to create and provision AWS infrastructure deployments predictably and repeatedly. It helps you leverage AWS products such as Amazon EC2, Amazon Elastic Block Store, Amazon SNS, Elastic Load Balancing, and Auto Scaling to build highly reliable, highly scalable, cost-effective applications in the cloud without worrying about creating and configuring the underlying AWS infrastructure. AWS CloudFormation enables you to use a template file to create and delete a collection of resources together as a single unit (a stack).

How AWS CloudFormation differs for AWS GovCloud (US)

- KmsKeyID property is not available.
- CloudFormation doesn't support the following resources:
 - `AWS::IAM::GroupPolicy`
 - `AWS::IAM::RolePolicy`
 - `AWS::IAM::UserPolicy`
 - `AWS::Organizations::Account`
 - `AWS::RolesAnywhere::TrustAnchor`

Note

ResourceTypes for CloudFormation can vary per Region. Ensure the ResourceTypes needed are available in AWS GovCloud (US-West) and AWS GovCloud (US-East) which can be found here within the [Resource Specification table](#).

Documentation for AWS CloudFormation

The following documentation is based on the public AWS documentation. As you read this documentation, you should consider how CloudFormation differs for AWS GovCloud (US) Regions, as described in this topic. Also, some features and new functionality described in this documentation might not be available in the current release of AWS GovCloud (US) Regions. There are other differences, such as links, endpoints, and screenshots.

- [CloudFormation Documentation](#)

Export-controlled content

For AWS Services architected within the AWS GovCloud (US) Regions, the following list explains how certain components of data may leave the AWS GovCloud (US) Regions in the normal course of the service offerings. The list can be used as a guide to help meet applicable customer compliance obligations. Data not included in the following list remains within the AWS GovCloud (US) Regions.

- No export-controlled data may be entered, stored, or processed by CloudFormation. For example, CloudFormation metadata is not permitted to contain export-controlled data. This metadata includes all the configuration data that you enter when creating and maintaining your CloudFormation templates.

AWS CloudHSM in AWS GovCloud (US)

AWS CloudHSM offers secure cryptographic key storage for customers by providing managed hardware security modules in the AWS Cloud.

How AWS CloudHSM differs for AWS GovCloud (US)

This service has no differences between the AWS GovCloud (US) and the standard AWS Regions.

Documentation for AWS CloudHSM

[AWS CloudHSM documentation.](#)

Export-controlled content

For AWS Services architected within the AWS GovCloud (US) Regions, the following list explains how certain components of data may leave the AWS GovCloud (US) Regions in the normal course of the service offerings. The list can be used as a guide to help meet applicable customer compliance obligations. Data not included in the following list remains within the AWS GovCloud (US) Regions.

- AWS CloudHSM metadata is not permitted to contain export-controlled data. This includes all configuration data that you enter when creating and maintaining your AWS CloudHSM config. Audit and syslogs should not contain export-controlled data.

AWS CloudHSM Root Certificate

If you choose to [verify the identity of an HSM](#), be sure to use the root certificate for the AWS GovCloud (US) Region rather than the root certificate that is available for commercial Regions. You can download the certificate from [AWS-US-GOV_CloudHSM_Root_G1.zip](#). Verification is an optional step that you can perform after you [create an HSM](#). For more information about AWS CloudHSM, see the [AWS CloudHSM User Guide](#). For more information about AWS CloudHSM Classic, see the [AWS CloudHSM Classic User Guide](#).

AWS CloudHSM Classic in AWS GovCloud (US)

AWS CloudHSM Classic helps you meet corporate, contractual and regulatory compliance requirements for data security by using dedicated HSM appliances within the AWS cloud. AWS and AWS Marketplace partners offer a variety of solutions for protecting sensitive data within the AWS platform, but additional protection is necessary for some applications and data that are subject to strict contractual or regulatory requirements for managing cryptographic keys.

How AWS CloudHSM differs for AWS GovCloud (US)

This service has no differences between the AWS GovCloud (US) and the standard AWS Regions.

Documentation for AWS CloudHSM

[AWS CloudHSM Classic documentation](#).

Export-controlled content

For AWS Services architected within the AWS GovCloud (US) Regions, the following list explains how certain components of data may leave the AWS GovCloud (US) Regions in the normal course of the service offerings. The list can be used as a guide to help meet applicable customer compliance obligations. Data not included in the following list remains within the AWS GovCloud (US) Regions.

- AWS CloudHSM Classic metadata is not permitted to contain export-controlled data. This includes all configuration data that you enter when creating and maintaining your AWS CloudHSM Classic config and partitions. Audit and syslogs should not contain export-controlled data.

AWS CloudShell in AWS GovCloud (US)

AWS CloudShell is a browser-based, pre-authenticated shell that you can launch directly from the AWS Management Console. You can run AWS CLI commands against AWS services using your preferred shell (Bash, PowerShell, or Z shell). And you can do this without needing to download or install command line tools.

How AWS CloudShell differs for AWS GovCloud (US)

Currently, AWS CloudShell does not support Docker in the AWS GovCloud (US) Regions.

Documentation for AWS CloudShell

[CloudShell documentation.](#)

Export-controlled content

For AWS Services architected within the AWS GovCloud (US) Regions, the following list explains how certain components of data may leave the AWS GovCloud (US) Regions in the normal course of the service offerings. The list can be used as a guide to help meet applicable customer compliance obligations. Data not included in the following list remains within the AWS GovCloud (US) Regions.

- No data will leave the AWS GovCloud (US) Regions for this service.

AWS CloudTrail in AWS GovCloud (US)

With AWS CloudTrail, you can monitor your AWS deployments in the cloud by getting a history of AWS API calls for your account, including API calls made via the AWS Management Console, the AWS SDKs, the command line tools, and higher-level AWS services. You can also identify which users and accounts called AWS APIs for services that support CloudTrail, the source IP address the calls were made from, and when the calls occurred. You can integrate CloudTrail into applications using the API, automate trail creation for your organization, check the status of your trails, and control how administrators turn CloudTrail logging on and off.

How AWS CloudTrail differs for AWS GovCloud (US)

The following list details the differences for using this service in AWS GovCloud (US) Regions compared to other AWS Regions:

- As of November 22, 2021, AWS CloudTrail changed how trails capture global service events. Now, events created by CloudFront, IAM, and AWS STS are recorded in the AWS Region in which they were created, the AWS GovCloud (US-West) Region, us-gov-west-1. This makes CloudTrail's treatment of these services consistent with that of other AWS global services.

To continue receiving global service events outside of AWS GovCloud (US-West), be sure to convert *single-Region trails* using global service events outside of AWS GovCloud (US-West) into *multi-Region trails*. For more information about using the CLI to update or create trails for global service events, see [Using update-trail](#).

In contrast, the **Event history** in the CloudTrail console and the **aws cloudtrail lookup-events** command will show these events in the Region where they occurred.

- For all AWS GovCloud (US) accounts created after 12/15/2014, AWS CloudTrail event log delivery to Amazon S3 is enabled automatically. However, you must set up Amazon SNS notifications. You can turn off logging through the AWS CloudTrail console for the AWS GovCloud (US) Region.
- If you are using Direct Connect, you must enable CloudTrail in your standard AWS account (not your AWS GovCloud (US) account) and enable logging.
- The Amazon S3 and Amazon SNS policy statements must refer to the ARN for AWS GovCloud (US) Regions. For more information, see [Amazon Resource Names \(ARNs\) in GovCloud \(US\) Regions](#).
- The following CloudTrail Lake features are currently not available in the AWS GovCloud (US) Regions:
 - CloudTrail Lake integrations
 - CloudTrail Lake query generation
 - CloudTrail Lake query results summarization
 - CloudTrail Lake event data stores for AWS Config configuration items, AWS Audit Manager evidence, and events outside of AWS.
 - The **Activity summary** widget on the Highlights dashboard.
- CloudTrail network activity events are only available for AWS KMS, Amazon S3, AWS CloudTrail, and AWS Secrets Manager. You can also log network activity events in Amazon CloudWatch that are sent through the monitoring VPC interface endpoint. For more information, see [Using CloudWatch](#).
- CloudTrail enriched events are currently not supported.

- To enable CloudTrail to write log files to your bucket in AWS GovCloud (US) Regions, you can use the following policy.

Warning

If the bucket already has one or more policies attached, add the statements for CloudTrail access to that policy or policies. We recommend that you evaluate the resulting set of permissions to be sure they are appropriate for the users who will be accessing the bucket.

```
{
  "Version": "2012-10-17",
  "Statement": [
    {
      "Sid": "AWSCloudTrailAclCheck20131101",
      "Effect": "Allow",
      "Principal": {
        "Service": "cloudtrail.amazonaws.com"
      },
      "Action": "s3:GetBucketAcl",
      "Resource": "arn:aws-us-gov:s3:::amzn-s3-demo-logging-bucket",
      "Condition": {
        "StringEquals": {
          "aws:SourceArn": "arn:aws-us-gov:cloudtrail:region:myAccountID:trail/trailName"
        }
      }
    },
    {
      "Sid": "AWSCloudTrailWrite20131101",
      "Effect": "Allow",
      "Principal": {
        "Service": "cloudtrail.amazonaws.com"
      },
      "Action": "s3:PutObject",
      "Resource": "arn:aws-us-gov:s3:::amzn-s3-demo-logging-bucket/[optional]prefix/AWSLogs/myAccountID/*",
      "Condition": {
        "StringEquals": {
          "s3:x-amz-acl": "bucket-owner-full-control",

```

```
        "aws:SourceArn": "arn:aws-us-  
gov:cloudtrail:region:myAccountID:trail/trailName"  
      }  
    }  
  ]  
}
```

For more information, see [Amazon S3 bucket policy](#) and [Amazon SNS topic policy for CloudTrail](#).

Note

This note applies to bucket policies that use a CloudTrail account ID as the Principal. In AWS GovCloud (US) Regions, do not add CloudTrail account IDs of non-isolated Regions to your policy templates, or an "Invalid principal in policy" error will occur. Similarly, if you are in a non-isolated Region, do not add the CloudTrail account ID for AWS GovCloud (US) to your policy templates.

Documentation for AWS CloudTrail

[AWS CloudTrail documentation](#).

Services supported within CloudTrail

CloudTrail supports logging for the services supported in the AWS GovCloud (US) Regions that are integrated with CloudTrail. You can find the specifics for each supported service in that service's guide. For more information, see [AWS service topics for CloudTrail](#) in the *AWS CloudTrail User Guide*.

Export-controlled content

For AWS Services architected within the AWS GovCloud (US) Regions, the following list explains how certain components of data may leave the AWS GovCloud (US) Regions in the normal course of the service offerings. The list can be used as a guide to help meet applicable customer compliance obligations. Data not included in the following list remains within the AWS GovCloud (US) Regions.

- CloudTrail logs do not contain export-controlled data.

- CloudTrail configuration data may not contain export-controlled data.

AWS CodeBuild in AWS GovCloud (US)

AWS CodeBuild is a fully managed continuous integration service that compiles source code, runs tests, and produces software packages that are ready to deploy. With CodeBuild, you don't need to provision, manage, and scale your own build servers. CodeBuild scales continuously and processes multiple builds concurrently, so your builds are not left waiting in a queue. You can get started quickly by using prepackaged build environments, or you can create custom build environments that use your own build tools. With CodeBuild, you are charged by the minute for the compute resources you use.

How AWS CodeBuild differs for AWS GovCloud (US)

- The ARM environment types are not available in the AWS GovCloud (US) Regions.
- The Linux GPU environment types are not available in the AWS GovCloud (US) Regions.
- The 2xlarge compute type is not available in the AWS GovCloud (US) Regions.
- The ability to pause a running build and then use AWS Systems Manager Session Manager to connect to the build container is not available in the AWS GovCloud (US) Regions.
- The public builds feature of CodeBuild is not available in the AWS GovCloud (US) Regions.
- Windows managed and custom images are not available in the AWS GovCloud (US) Regions.
- Batch Configuration is not available in the AWS GovCloud (US) Regions.
- Compute Fleets are not available in AWS GovCloud (US) Regions.

Documentation for AWS CodeBuild

[AWS CodeBuild documentation.](#)

Export-controlled content

For AWS Services architected within the AWS GovCloud (US) Regions, the following list explains how certain components of data may leave the AWS GovCloud (US) Regions in the normal course of the service offerings. The list can be used as a guide to help meet applicable customer compliance obligations. Data not included in the following list remains within the AWS GovCloud (US) Regions.

- This service can generate metadata from customer-defined configurations. AWS suggests customers do not enter export-controlled information in console fields, descriptions, resource names, and tagging information.

AWS CodeStar Connections in AWS GovCloud (US)

You can use the connections feature in the Developer Tools console to connect AWS resources to external code repositories. This feature has its own API, the [AWS CodeStar Connections API reference](#). Each connection is a resource that you can give to AWS services to connect to a third-party repository, such as BitBucket. For example, you can add a connection in CodePipeline so that it starts your pipeline when a code change is made to your third-party code repository. Each connection is named and associated with a unique Amazon Resource Name (ARN) that is used to reference the connection.

How AWS CodeStar Connections differs for AWS GovCloud (US) Regions

- AWS CodeStar Connections is only available in the AWS GovCloud (US-East) Region.
- Since AWS GovCloud (US) operates as isolated Regions, you cannot share or use connections resources with other services outside of the Regions. For example, you cannot use a connection in AWS GovCloud (US-East) with a pipeline in CodePipeline that is not in the AWS GovCloud (US-East) Region.

Documentation for AWS CodeStar Connections

[AWS CodeStar Connections documentation](#)

Export-controlled content

For AWS services architected within the AWS GovCloud (US) Regions, the following list explains how certain components of data may leave the AWS GovCloud (US) Regions in the normal course of the service offerings. The list can be used as a guide to help meet applicable customer compliance obligations. Data not included in the following list remains within the AWS GovCloud (US) Regions.

- This service can generate metadata from customer-defined configurations. AWS suggests customers do not enter export-controlled information in console fields, descriptions, resource names, and tagging information.

AWS CodeCommit in AWS GovCloud (US)

AWS CodeCommit is a fully-managed source control service that hosts secure Git-based repositories. It makes it easy for teams to collaborate on code in a secure and highly scalable ecosystem. CodeCommit eliminates the need to operate your own source control system or worry about scaling its infrastructure. You can use CodeCommit to securely store anything from source code to binaries, and it works seamlessly with your existing Git tools.

How AWS CodeCommit differs for AWS GovCloud (US)

- The old console experience is not available in the AWS GovCloud (US) Regions. The documentation reflects the new console experience.
- Since AWS GovCloud (US) operates as isolated regions, you cannot share or use CodeCommit repositories and resources with other services outside of the Regions. For example, you cannot use a CodeCommit repository in AWS GovCloud (US-West) as the source for a pipeline in CodePipeline that is not in the AWS GovCloud (US-West) Region.
- All policy statements must refer to the GovCloud ARNs for the AWS GovCloud (US) Regions. For example, policies for Amazon SNS notifications, CloudWatch Events rules, and trigger resources must use the AWS GovCloud (US) ARNs for those services. For more information, see [Amazon Resource Names \(ARNs\) in AWS GovCloud](#).
- All IAM users and service roles must exist in the AWS GovCloud (US) Regions.

Documentation for AWS CodeCommit

[AWS CodeCommit documentation](#).

Export-controlled content

For AWS Services architected within the AWS GovCloud (US) Regions, the following list explains how certain components of data may leave the AWS GovCloud (US) Regions in the normal course of the service offerings. The list can be used as a guide to help meet applicable customer compliance obligations. Data not included in the following list remains within the AWS GovCloud (US) Regions.

- Repository name
- Repository description
- Branch name

- Trigger name
- SNS topic name
- AWS Lambda topic name

AWS CodeConnections

You can use the connections feature in the Developer Tools console to connect AWS resources to external code repositories. This feature has its own API, the [AWS CodeConnections API reference](#). Each connection is a resource that you can give to AWS services to connect to a third-party repository, such as BitBucket. For example, you can add a connection in CodePipeline so that it starts your pipeline when a code change is made to your third-party code repository. Each connection is named and associated with a unique Amazon Resource Name (ARN) that is used to reference the connection.

How AWS CodeConnections Differs for AWS GovCloud (US) Regions

- AWS CodeConnections is only available in the AWS GovCloud (US-East) Region.
- Since AWS GovCloud (US) operates as isolated Regions, you cannot share or use connections resources with other services outside of the Regions. For example, you cannot use a connection in AWS GovCloud (US-East) with a pipeline in CodePipeline that is not in the AWS GovCloud (US-East) Region.

Documentation for AWS CodeConnections

[AWS CodeConnections documentation](#)

Export-Controlled Content

For AWS services architected within the AWS GovCloud (US) Regions, the following list explains how certain components of data may leave the AWS GovCloud (US) Regions in the normal course of the service offerings. The list can be used as a guide to help meet applicable customer compliance obligations. Data not included in the following list remains within the AWS GovCloud (US) Regions.

- This service can generate metadata from customer-defined configurations. AWS suggests customers do not enter export-controlled information in console fields, descriptions, resource names, and tagging information.

AWS CodeDeploy in AWS GovCloud (US)

AWS CodeDeploy is a deployment service that enables developers to automate the deployment of applications to instances and to update the applications as required.

How AWS CodeDeploy differs for AWS GovCloud (US)

- The new AWS CodeDeploy console is not available in the AWS GovCloud (US) Regions
- Use TLS (HTTPS) when you make calls to the service in AWS GovCloud (US) Regions. In other regions, you can use HTTP or HTTPS.
- Several procedures in the CodeDeploy User Guide require the customer to substitute the name of a region-specific Amazon S3 bucket or bucket ARN. These procedures are for tasks such as restricting bucket access and downloading installation files, samples, and templates. In AWS GovCloud (US) Regions, the formats for accessing these resources do not follow the same patterns as for other Regions.
- ECS capacity providers are not supported.
- Automatically updating outdated instances is not supported.
- CodeDeploy does not have a VPC endpoint powered by PrivateLink.

Documentation for AWS CodeDeploy

Use the values presented here to complete CodeDeploy procedures in the AWS GovCloud (US).

CodeDeploy Amazon S3 resources bucket

Name of the Amazon S3 bucket containing CodeDeploy files:

```
aws-codedeploy-us-gov-west-1
```

CodeDeploy Amazon S3 bucket ARN

ARN of the Amazon S3 bucket containing CodeDeploy files:

```
arn:aws-us-gov:s3:::aws-codedeploy-us-gov-west-1
```

wget download command

wget command for downloading the CodeDeploy agent on Linux and Ubuntu instances:

```
wget https://aws-codedeploy-us-gov-west-1.s3-us-gov-west-1.amazonaws.com/latest/install
```

Sample application locations

Location of sample CodeDeploy applications:

- Amazon Linux, Red Hat Enterprise Linux, and Ubuntu Server instances:

```
https://s3-us-gov-west-1.amazonaws.com/aws-codedeploy-us-gov-west-1/samples/latest/  
SampleApp_Linux.zip
```

- Windows Server instances:

```
https://s3-us-gov-west-1.amazonaws.com/aws-codedeploy-us-gov-west-1/samples/latest/  
SampleApp_Windows.zip
```

CloudFormation template location

Location of CloudFormation template for launching Amazon EC2 instance configured for CodeDeploy deployments:

```
https://s3-us-gov-west-1.amazonaws.com/aws-codedeploy-us-gov-west-1/templates/latest/  
CodeDeploy_SampleCF_Template.json
```

Downloading CodeDeploy installer and updater (Windows Server)

Links for downloading CodeDeploy installer and updater for Windows Server instances:

- Installer:

```
https://aws-codedeploy-us-gov-west-1.s3-us-gov-west-1.amazonaws.com/latest/  
codedeploy-agent.msi
```

- Updater:

```
https://aws-codedeploy-us-gov-west-1.s3-us-gov-west-1.amazonaws.com/latest/  
codedeploy-agent-updater.msi
```

For more information about AWS CodeDeploy, see the [AWS CodeDeploy documentation](#).

Export-controlled content

For AWS Services architected within the AWS GovCloud (US) Regions, the following list explains how certain components of data may leave the AWS GovCloud (US) Regions in the normal course of the service offerings. The list can be used as a guide to help meet applicable customer compliance obligations. Data not included in the following list remains within the AWS GovCloud (US) Regions.

- **Application Details:**

- Name

- **Deployment Groups:**

- Deployment group name
- Service Role name
- EC2 Auto Scaling group names
- EC2 instance tag key
- EC2 instance tag group name
- On-premise Instances tag key
- On-premise Instances tag group
- Load Balancer ALB target group
- Load Balancer NLB target group
- Deployment trigger name
- Deployment trigger SNS Topic
- Deployment CloudWatch alarms

- **Deployment Configuration:**

- Deployment configuration name
- Deployment description

AWS CodePipeline in AWS GovCloud (US)

AWS CodePipeline is a continuous delivery service you can use to model, visualize, and automate the steps required to release your software. You can quickly model and configure the different stages of a software release process. CodePipeline automates the steps required to release your software changes continuously.

How AWS CodePipeline differs for AWS GovCloud (US)

The following actions/provider types are not supported:

- Custom actions
- Source Actions. The following actions are only available in AWS GovCloud (US-East):
 - AWS CodeStar Source Connection (Bitbucket Cloud)
 - AWS CodeStar Source Connection (GitHub)
 - AWS CodeStar Source Connection (GitHub Enterprise Server)
 - AWS CodeStar Source Connection (GitLab.com)
- Build Actions:
 - Jenkins
 - For the CodeBuild action, enabling batch builds is not supported. For the CodeBuild action type, the action configuration does not contain the following parameters : BatchEnabled, CombineArtifacts.
- Test Actions:
 - Device Farm
 - Jenkins
- Deploy Actions:
 - OpsWorks
 - Amazon Alexa
 - AWS AppConfig (Supported in CLI, not supported in console)
 - AWS CloudFormation StackSets
- Invoke Actions:
 - AWS Step Functions
- Since AWS GovCloud (US) operates as isolated regions, you cannot share or use CodePipeline resources with other services outside of the Regions. For example, you cannot use a CodeCommit repository in AWS GovCloud (US-West) as the source for a pipeline in CodePipeline that is not in the AWS GovCloud (US-West) Region.
- All policy statements must refer to the GovCloud ARNs for the AWS GovCloud (US) Region. For example, policies for AWS Artifact buckets, CloudWatch Events rules, and trigger resources must use the AWS GovCloud (US) ARNs for those services. For more information, see .
- All users and service roles must exist in the AWS GovCloud (US) Region.

- Cross-region actions such as multi-region deployment are not supported.

Documentation for AWS CodePipeline

[AWS CodePipeline documentation.](#)

Export-controlled content

For AWS Services architected within the AWS GovCloud (US) Regions, the following list explains how certain components of data may leave the AWS GovCloud (US) Regions in the normal course of the service offerings. The list can be used as a guide to help meet applicable customer compliance obligations. Data not included in the following list remains within the AWS GovCloud (US) Regions.

- Pipeline Name
- Stage Name
- Action Name
- CodeCommit Branch Name
- GitHub Branch Name

AWS Compute Optimizer in AWS GovCloud (US)

AWS Compute Optimizer recommends optimal AWS compute resources for your workloads to reduce costs and improve performance. Compute Optimizer uses machine learning to analyze your historical utilization metrics to help you choose the optimal AWS resource configuration.

How AWS Compute Optimizer differs for AWS GovCloud (US)

Compute Optimizer only supports FIPS enabled endpoints in AWS GovCloud (US). To call Compute Optimizer APIs in AWS GovCloud (US), set the environment variable `AWS_USE_FIPS_ENDPOINT` to `true` for the AWS CLI and SDK.

The following AWS Compute Optimizer features aren't available in AWS GovCloud (US):

- Estimated monthly savings, savings opportunity, Reserved Instances (RI) coverage, and RI utilization information for Amazon Elastic Compute Cloud (Amazon EC2) instances and Amazon EC2 Auto Scaling groups

- Savings opportunity summary displayed in the Compute Optimizer dashboard
- External metrics ingestion
- Enhanced infrastructure metrics
- Recommendations for Amazon ECS services on AWS Fargate
- Recommendations for RDS databases
- Rightsizing recommendation preferences
- Recommendations for idle resources
- Recommendations for EC2 Auto Scaling groups that have mixed instance types, scaling policies, or both

Documentation for AWS Compute Optimizer

[Compute Optimizer documentation.](#)

Export-controlled content

For AWS Services architected within the AWS GovCloud (US) Regions, the following list explains how certain components of data may leave the AWS GovCloud (US) Regions in the normal course of the service offerings. The list can be used as a guide to help meet applicable customer compliance obligations. Data not included in the following list remains within the AWS GovCloud (US) Regions.

- No data will leave the AWS GovCloud (US) Regions for this service.

AWS Config in AWS GovCloud (US)

AWS Config provides a detailed view of the resources associated with your AWS account, including how they are configured, how they are related to one another, and how the configurations and their relationships have changed over time.

AWS Config and AWS Config Rules are supported in the AWS GovCloud (US) Region.

How AWS Config differs for AWS GovCloud (US)

The implementation of AWS Config is different for AWS GovCloud (US) in the following ways:

- For a list of rules supported in AWS GovCloud (US-East), see [List of AWS Config Managed Rules by Region Availability | AWS GovCloud \(US-East\)](#).
- For a list of rules supported in AWS GovCloud (US-West), see [List of AWS Config Managed Rules by Region Availability | AWS GovCloud \(US-West\)](#).
- AWS Config recording of third-party resources or custom resource types are not supported in AWS GovCloud (US).
- AWS Systems Manager documents (SSM documents) for AWS Config remediation actions are not supported in AWS GovCloud (US).

Documentation for AWS Config

[AWS Config documentation](#).

Export-controlled content

For AWS Services architected within the AWS GovCloud (US) Regions, the following list explains how certain components of data may leave the AWS GovCloud (US) Regions in the normal course of the service offerings. The list can be used as a guide to help meet applicable customer compliance obligations. Data not included in the following list remains within the AWS GovCloud (US) Regions.

- AWS Config metadata is not permitted to contain export-controlled data. This includes the naming and configuration data that you enter when creating and managing your AWS Config settings.

For example, do not enter export-controlled data into user input fields such as the following:

- Annotations for rule evaluations
- Resource identifier
- S3 bucket name
- SNS topic name
- Tag key

AWS Control Tower in AWS GovCloud (US)

AWS Control Tower offers a straightforward way to set up and govern an AWS multi-account environment, following prescriptive best practices. AWS Control Tower orchestrates the capabilities

of several other AWS services, including AWS Organizations, AWS Service Catalog, and IAM Identity Center, to build a landing zone in less than an hour. Resources are set up and managed on your behalf.

You can utilize AWS Control Tower with workloads that require FedRAMP High categorization level in the AWS GovCloud (US) Regions. AWS Control Tower is [in scope for numerous compliance programs and standards](#), including HIPAA (Health Insurance Portability and Accountability Act), PCI DSS (Payment Card Industry – Data Security Standard), ISO (International Organization for Standardization), SOC 1, 2, and 3 (System and Organization Controls). To learn more, visit the [AWS Control Tower homepage](#) or see the [AWS Control Tower User Guide](#).

How AWS Control Tower differs for AWS GovCloud (US)

The following list details the differences for using this service in the AWS GovCloud (US) Regions compared to other AWS Regions:

Overview of differences

- As in the commercial Region, you must use AWS Control Tower with all features enabled for AWS Organizations in AWS GovCloud (US) Regions. However, the consolidated billing feature set is not available in AWS GovCloud (US) Regions.
- You must meet the U.S. regulatory requirements as described in [Signing Up for AWS GovCloud \(US\)](#).
- Organizations that you create in the AWS GovCloud (US) Regions are independent from organizations created in commercial AWS Regions.
- Creating accounts from within AWS Control Tower operates differently in the AWS GovCloud (US) Regions compared to commercial AWS Regions:
 - You start creating AWS GovCloud (US) accounts by calling the [CreateGovCloudAccount](#) action from the management account of the landing zone in the commercial Region. Calling account creation APIs from the AWS GovCloud (US) Regions is not supported.
 - When you call the `CreateGovCloudAccount` API action, you create *two accounts*: a standalone account in the AWS GovCloud (US) Regions, and an associated account in the commercial Region for billing and support purposes. The account in the commercial Region automatically becomes a member of the organization whose credentials made the request. Both accounts are associated with the same email address.
 - After you create the standalone account in the AWS GovCloud (US) Regions, you can invite it to an organization in the AWS GovCloud (US) Regions only.

- Accounts created in other AWS Regions cannot be members of an organization in the AWS GovCloud (US) Regions.
- To learn what AWS services are currently available for trusted access with AWS Control Tower, check the list in the AWS Control Tower console from the AWS GovCloud (US) Regions.

For more information about AWS Control Tower, see the [AWS Control Tower Documentation](#).

Feature-level differences

- **Inability to create accounts in AWS GovCloud (US)**

AWS Control Tower does not support the ability to create accounts within AWS GovCloud (US). The AWS Organizations **CreateGovCloudAccount** API is available in the Commercial Region (US East (N. Virginia)) only. Therefore, AWS Control Tower cannot programmatically create accounts with Account Factory, nor during Landing Zone setup. This difference affects setup regarding the creation of the Audit account and the Log Archive account.

- **Must enroll existing AWS GovCloud (US) accounts for Audit and Log Archive**

AWS Control Tower in AWS GovCloud (US) requires you to bring your own, existing Audit and Log Archive accounts during Landing Zone setup. These accounts must exist in your AWS GovCloud (US) organization before you enroll them. AWS Control Tower supports single account enrollment only, for Account Factory.

- **Changes for Account Factory**

The **Create account** feature in Account Factory is removed in AWS GovCloud (US) Regions. During the **Create account** workflow, you will see an error if the member account does not already exist in AWS GovCloud (US).

- **Home Region**

You are redirected to the appropriate AWS GovCloud (US) home Region (AWS GovCloud (US-West) or AWS GovCloud (US-East)) when running AWS Control Tower in the AWS GovCloud (US) console.

- **Verifying an account email address**

An account in the commercial Region and the associated account in the AWS GovCloud (US) Region share an email address. AWS Control Tower cannot verify account email addresses independently in AWS GovCloud (US) Regions.

- **Control changes**

Certain controls include functionality that has no effect in AWS GovCloud (US) Regions, based on other underlying differences. No error messages are reported for the differences in control functionality. These controls include:

- [Disallow cross-region networking for Amazon EC2](#)
- [Disallow delete actions on Amazon S3 buckets without MFA](#)
- [Disallow changes to replication configuration for Amazon S3 buckets](#)
- [Disallow creation of access keys for the root user](#)
- [Disallow actions as a root user](#)
- [Disallow the specified actions except in Regions with status Governed by AWS Control Tower](#)

- **Marketplace**

The Marketplace link in the left navigation of the AWS Control Tower console is not available in AWS GovCloud (US) Regions.

- **Security Hub CSPM controls**

Some controls in the Security Hub CSPM standard named **Service-Managed Standard: AWS Control Tower** are not supported in AWS GovCloud (US) Regions. For a complete list of these controls by Region, see [Security Hub CSPM](#).

- **AWS Control Tower Account Factory for Terraform (AFT)** cannot be deployed by new AFT customers in AWS GovCloud (US) Regions, because AWS CodeStar Connections is not available to connect to a third-party version control system (VCS):
- **Resource control policy (RCP) controls** are not available in AWS GovCloud (US) Regions.
- **Preventive and detective controls that support digital sovereignty**

Preventive and detective controls, including enhanced Region deny capabilities, are available to help meet digital sovereignty requirements. These controls can detect resource changes for data residency, granular access restriction, encryption, and resiliency capabilities. View these controls under a digital sovereignty group in the AWS Control Tower console. For more information, see [Digital sovereignty controls](#).

- **OU Region deny control**

The preventive control `CT.MULTISERVICE.PV.1`, commonly called the **OU Region deny** control, is available in AWS GovCloud (US) Regions. It allows you to deny access to any of the AWS GovCloud (US) Regions.

- **Support for FedRamp Levels 4 and 5**

AWS Control Tower is authorized for Department of Defense Cloud Computing Security Requirements Guide Impact Levels 4 and 5 (DoD SRG IL4 and IL5) in the AWS GovCloud (US-East and US-West) Regions.

This capability builds on the existing FedRamp High categorization level, as well as numerous compliance programs and standards, including HIPAA (Health Insurance Portability and Accountability Act), PCI DSS (Payment Card Industry – Data Security Standard), ISO (International Organization for Standardization), SOC 1, 2, and 3 (System and Organization for Standardization), SOC 1, 2, and 3 (System and Organization Controls). To learn more, visit the AWS Control Tower homepage or see the [AWS Control Tower User Guide](#).

- **Certain API permissions unavailable**

If your workload operates in AWS and AWS GovCloud (US) Regions, you may notice a difference in behavior, for the same policy. The `controltower:EnableGuardrail` and `controltower:DisableGuardrail` permissions don't exist in AWS GovCloud (US) Regions, and so they won't have any effect in your policies. Use `controltower:EnableControl` and `controltower:DisableControl` permissions instead to control access to **EnableControl** and **DisableControl** APIs.

Creating your accounts

AWS Control Tower must be set up in the commercial Region before you can sign in to the AWS Control Tower management account to create AWS Control Tower accounts in AWS GovCloud (US).

When you create an account in the AWS GovCloud (US) Regions from AWS Control Tower, an associated account in the commercial Region is created for billing and support purposes, automatically. The account in the commercial Region and the account in the AWS GovCloud (US) Regions are linked.

The account in the commercial Region is a member of the organization whose credentials made the request, automatically, but the account in the AWS GovCloud (US) Regions is a standalone account until you invite it to an organization in that same Region.

Before creating accounts in the AWS GovCloud (US) Regions from AWS Control Tower, make sure that you meet specific U.S. regulatory requirements as described in [Signing Up for AWS GovCloud \(US\)](#).

For more information about getting started with AWS GovCloud (US) see [AWS GovCloud \(US\) Sign Up](#).

To create an account in the AWS GovCloud (US) Regions from AWS Control Tower

1. From the management account of your organization in the commercial Region, sign in and authenticate to the AWS Control Tower console at <https://console.aws.amazon.com/controltower>
2. While signed into your management account in a commercial Region, with AWS CloudShell, or by means of a CLI script, you can call the the [CreateGovCloudAccount](#) API action.
3. Go to your AWS GovCloud (US) Region and invite the new standalone account to an organization.

Accounts and roles are created as follows

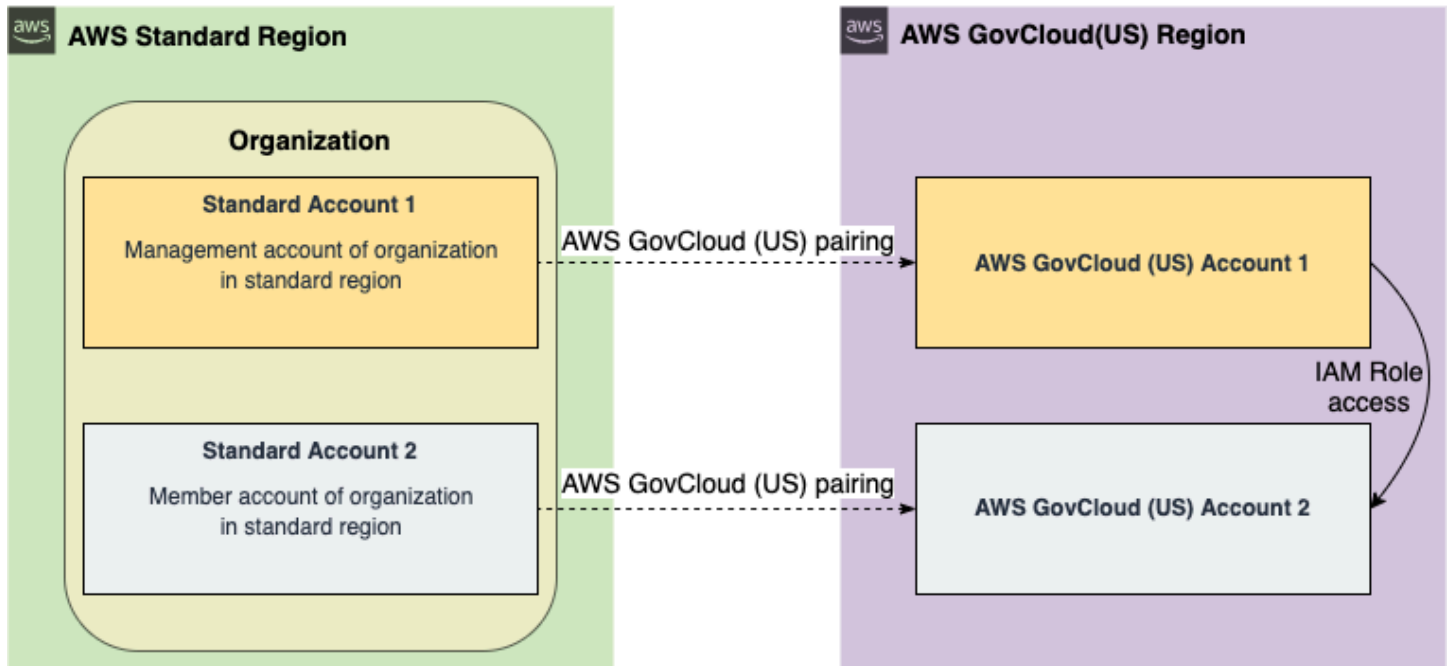
- An account is created in the commercial Region and it automatically is a member of the organization whose credentials made the request.
- A role is created in the new account in the commercial Region, which the management account in this same Region can assume.
- The account in the AWS GovCloud (US) Regions is created, and it links to the associated account that was created at the same time in the commercial Region.
- The account in the AWS GovCloud (US) Regions is a standalone account. It is not yet a member of an organization.
- The AWS GovCloud (US) account, which is linked to the management account in the commercial Region, can assume the role that is created during setup of that AWS GovCloud (US) account.

Inviting accounts to an organization

After creating a standalone account in the AWS GovCloud (US) Regions, you can invite it to an organization in the AWS GovCloud (US) Regions. You cannot invite accounts in the AWS GovCloud (US) Regions to organizations in other AWS Regions.

The following diagram shows how account access works, so that you can invite standalone accounts in the AWS GovCloud (US) Regions to an organization in the same Region.

Account Access



Example: Account 1 invites Account 2 in the AWS GovCloud (US) Regions to an organization

- In this example, **AWS GovCloud (US) Account 1** is the AWS GovCloud (US) account that's associated with the management account of your organization in the commercial Region. **AWS GovCloud (US) Account 2** is going to become a member account in the organization of **AWS GovCloud (US) Account 1**.
 - Sign into **AWS GovCloud (US) Account 1**. Assume the administrative role of the AWS GovCloud (US) account you just created in the AWS GovCloud (US) Regions.
 - Send an invitation to **Account 2**. Sign out of **Account 1**.
 - Sign into and assume the IAM role that was created in **AWS GovCloud (US) Account 2**.
 - Accept the invitation.
- Alternatively, another **AWS GovCloud (US) Account 2** user can sign into **Account 2** with the IAM user credentials you provided, then view and accept the invitation.

For more information, see the procedure described in [Sending Invitations to AWS Accounts](#) in the [AWS Organizations User Guide](#) to invite the account in the AWS GovCloud (US) Regions to the AWS GovCloud (US) organization.

Setting up your landing zone

Here's an overview and a recommended sequence of steps for setting up an AWS Control Tower landing zone in AWS GovCloud (US) Regions. It is slightly different than the process for commercial Regions, because of the way you must create accounts.

AWS Control Tower setup process overview

1. **In the commercial Region:** Create the two AWS accounts you'll require in AWS GovCloud (US), which will become log archive and audit accounts for your AWS GovCloud (US) organization.
2. **In the AWS GovCloud (US) home Region:** Create an organization in your AWS GovCloud (US) home Region, or choose which organization and Region you'll require for your AWS Control Tower landing zone. In AWS GovCloud (US) Regions, you can deploy AWS Control Tower in an existing AWS GovCloud (US) organization.
3. **In the AWS GovCloud (US) home Region:** Invite the two new accounts into your selected AWS GovCloud (US) organization. Go to those accounts and accept the invitations.
4. **In the AWS GovCloud (US) home Region:** Follow the procedure to set up AWS Control Tower in an existing organization. Specify the two existing accounts, which you've already created in the first step and just invited to your organization, as your audit and log archive accounts.
5. **In the AWS GovCloud (US) home Region:** Use AWS Control Tower to set up OUs in your landing zone, for your AWS Control Tower workloads in AWS GovCloud (US) Regions. (Use AWS Organizations to set up any other required organizations. AWS Control Tower supports one landing zone per organization.)
6. **In the commercial Region:** Create the necessary member accounts to run your AWS GovCloud (US) Regions workloads.
7. **In the AWS GovCloud (US) home Region:** Invite each account that you created in the previous step into its proper organization and OU, presumably into the organization in which you have already set up the AWS Control Tower landing zone.

After you've performed these tasks, it's a good idea to check the guardrails (also called controls) that are enabled on your OUs, and apply any optional controls that are applicable to your business requirements.

Documentation for AWS Control Tower

[AWS Control Tower documentation.](#)

Export-controlled content

For AWS Services architected within the AWS GovCloud (US) Regions, the following list explains how certain components of data may leave the AWS GovCloud (US) Regions in the normal course of the service offerings. The list can be used as a guide to help meet applicable customer compliance obligations. Data not included in the following list remains within the AWS GovCloud (US) Regions.

- AWS Control Tower metadata is not permitted to contain export-controlled data. This metadata includes all of the configuration data that you enter when creating and maintaining your AWS Control Tower landing zone and AWS accounts, including AWS account names and email addresses, or Organizational Unit names.

AWS Database Migration Service in AWS GovCloud (US)

How AWS Database Migration Service differs for AWS GovCloud (US)

- AWS DMS Schema Conversion is not available.

Documentation for AWS Database Migration Service

[AWS Database Migration Service documentation.](#)

Export-controlled content

For AWS Services architected within the AWS GovCloud (US) Regions, the following list explains how certain components of data may leave the AWS GovCloud (US) Regions in the normal course of the service offerings. The list can be used as a guide to help meet applicable customer compliance obligations. Data not included in the following list remains within the AWS GovCloud (US) Regions.

- This service can generate metadata from customer-defined configurations. AWS suggests customers do not enter export-controlled information in console fields, descriptions, resource names, and tagging information.

AWS DataSync in AWS GovCloud (US)

DataSync is a data transfer service that makes it easy for you to automate moving data between on-premises storage and Amazon S3, Amazon Elastic File System (Amazon EFS), or Amazon FSx. DataSync automatically handles many of the tasks related to data transfers that can slow down migrations or burden your IT operations, including running your own instances, handling encryption, managing scripts, network optimization, and data integrity validation. You can use DataSync to transfer data at speeds up to 10 times faster than open-source tools. DataSync uses an on-premises software agent to connect to your existing storage or file systems using the Network File System (NFS) protocol, so you don't have to write scripts or modify your applications to work with AWS APIs. You can use DataSync to copy data over AWS Direct Connect or internet links to AWS. The service enables one-time data migrations, recurring data processing workflows, and automated replication for data protection and recovery. Deploy the DataSync agent on premises, connect it to a file system or storage array, select Amazon EFS, Amazon S3, or Amazon FSx as your AWS storage, and start moving data. You pay only for the data you copy.

How AWS DataSync differs for AWS GovCloud (US)

This service has no differences between the AWS GovCloud (US) and the standard AWS Regions.

Documentation for AWS DataSync

[AWS DataSync documentation.](#)

Export-controlled content

For AWS Services architected within the AWS GovCloud (US) Regions, the following list explains how certain components of data may leave the AWS GovCloud (US) Regions in the normal course of the service offerings. The list can be used as a guide to help meet applicable customer compliance obligations. Data not included in the following list remains within the AWS GovCloud (US) Regions.

- This service can generate metadata from customer-defined configurations. AWS suggests customers do not enter export-controlled information in console fields, descriptions, resource names, and tagging information.

AWS Deep Learning AMIs in AWS GovCloud (US)

AWS Deep Learning AMIs empower machine learning practitioners and researchers with the cutting-edge infrastructure and tools to accelerate deep learning and artificial intelligence in the cloud, at any scale. With just a few clicks, you can launch Amazon EC2 instances pre-installed with the latest popular deep learning frameworks like TensorFlow and PyTorch and leverage these state-of-the-art frameworks to train sophisticated, custom AI models, experiment with groundbreaking new algorithms, and continuously enhance your deep learning skills and techniques.

How AWS Deep Learning AMIs differs for AWS GovCloud (US)

Only the following DLAMI are available in the GovCloud Regions:

Base DLAMI

GPU

- X86
 - [AWS Deep Learning Base AMI \(Amazon Linux 2\)](#)

Multi-framework DLAMI

GPU

- X86
 - [AWS Deep Learning AMI \(Amazon Linux 2\)](#)

Documentation for AWS Deep Learning AMIs

[AWS Deep Learning AMIs documentation.](#)

Export-controlled content

For AWS Services architected within the AWS GovCloud (US) Regions, the following list explains how certain components of data may leave the AWS GovCloud (US) Regions in the normal course of the service offerings. The list can be used as a guide to help meet applicable customer

compliance obligations. Data not included in the following list remains within the AWS GovCloud (US) Regions.

- This service can generate metadata from customer-defined configurations. AWS suggests customers do not enter export-controlled information in console fields, descriptions, resource names, and tagging information.

Direct Connect in AWS GovCloud (US)

AWS Direct Connect links your internal network to an AWS Direct Connect location over a standard 1 gigabit, 10 gigabit, 100 gigabit, or 400 gigabit Ethernet fiber-optic cable. One end of the cable is connected to your router, the other to an AWS Direct Connect router. With this connection in place, you can create virtual interfaces directly to the AWS cloud and Amazon Virtual Private Cloud, bypassing Internet service providers in your network path.

How Direct Connect differs for AWS GovCloud (US)

- Using the Direct Connect Gateway connectivity from any Direct Connect location can be established into either or both AWS GovCloud (US) locations. For more information, see <https://aws.amazon.com/blogs/publicsector/aws-hybrid-connectivity-sharing-aws-direct-connect-aws-govcloud-us-commercial-regions/>
- Direct Connect Gateway is supported between an AWS GovCloud (US) account and a linked standard/commercial AWS account. From your AWS GovCloud (US) account, you can associate a virtual private gateway with an Direct Connect gateway that exists in the linked commercial/standard AWS account.
- Direct Connect Partners do not support Hosted connections to AWS GovCloud (US) Account IDs. When ordering connections through an Direct Connect Partner for a hosted connection, use the commercial account ID.
- To set up an Direct Connect connection to AWS GovCloud (US) Regions, you must use the [AWS GovCloud \(US\) console](#) and the AWS GovCloud (US) credentials associated with your AWS GovCloud (US) account. For instructions about how to provision and configure Direct Connect, see the [AWS Direct Connect User Guide](#).
- Alternatively, you can set up an Direct Connect connection, in a different Region and connect to AWS GovCloud (US) Regions using a public virtual interface and a VPN connection. For more information, see [Setting up Direct Connect with a VPN Connection](#).

- When you create a public virtual interface on your Direct Connect connection [associated with any standard Region or AWS GovCloud \(US\) Region](#), a data path to AWS GovCloud (US) is made available. Public virtual interface on an Direct Connect connections associated with an AWS China Region do not have a data path to AWS GovCloud (US).
- To access your VPC without using an Amazon VPC VPN (for non-export uses), create an Direct Connect private virtual interface in AWS GovCloud (US) Regions (us-gov-west-1) only, or create an Direct Connect gateway and use any Direct Connect connection from any Direct Connect location.
- An AWS Direct Connect gateway is supported between an AWS GovCloud (US) account and a linked public AWS account. From your AWS GovCloud (US) account, you can associate a virtual private gateway with an AWS Direct Connect gateway that's in the linked account.
- Use the Amazon VPC section of the AWS GovCloud (US) console to set up hardware VPN access to AWS GovCloud (US) Regions over a public virtual interface.
- If you are processing export-controlled workloads, you must configure your Direct Connect connection with a VPN to encrypt data in transit. For detailed instructions about how to create your VPC and VPN, see [Adding a Hardware Virtual Private Gateway to Your VPC](#) in the Amazon VPC User Guide. For instructions about how to configure your on-premises VPN hardware, see the [AWS Site-to-Site VPN Network Administrator Guide](#).

Documentation for Direct Connect

[Direct Connect documentation](#).

Export-controlled content

For AWS Services architected within the AWS GovCloud (US) Regions, the following list explains how certain components of data may leave the AWS GovCloud (US) Regions in the normal course of the service offerings. The list can be used as a guide to help meet applicable customer compliance obligations. Data not included in the following list remains within the AWS GovCloud (US) Regions.

- Direct Connect metadata is not permitted to contain export-controlled data. This metadata includes all of the configuration data that you enter when creating and maintaining Direct Connect, such as connection names.
- Do not enter export-controlled data in the following console fields:
 - Connection Name

- VIF Name

Setting up Direct Connect with a VPN Connection

You can create an Direct Connect connection in a different Region and use a VPN on top of the connection to encrypt all data in transit from your AWS GovCloud (US-West) virtual private cloud (VPC) to your own network.

Step 1: Create a Direct Connect Connection and Virtual Interface

To provision a connection and public virtual interface, follow the steps in the [Getting Started with AWS Direct Connect](#) with Direct Connect section of the Direct Connect user guide and ensure that you do the following:

- Submit a connection request at a location in any other supported Region.
- Create a public virtual interface (not a private virtual interface).

Step 2: Verify Your Virtual Public Interface

After you have established virtual public interfaces to the AWS GovCloud (US-West) Region, verify your virtual public interface connection to the AWS GovCloud (US-West) Region by running a traceroute from your on-premises router and verifying that the Direct Connect identifier is in the network trace.

Step 3: Set Up Your VPN Over Your Public Virtual Interface

Create your AWS GovCloud (US-West) VPC and VPN. For detailed instructions on how to create your VPC and VPN, see [Adding a Hardware Virtual Private Gateway to Your VPC](#) in the Amazon Virtual Private Cloud User Guide. For instructions on how to configure your on-premises VPN hardware, see [Amazon Virtual Private Cloud Network Administrator Guide](#).

AWS Directory Service in AWS GovCloud (US)

AWS Directory Service for Microsoft Active Directory, also known as AWS Managed Microsoft AD, enables your directory-aware workloads and AWS resources to use managed Active Directory in the AWS Cloud. AWS Managed Microsoft AD is built on actual Microsoft Active Directory and does not require you to synchronize or replicate data from your existing Active Directory to the cloud. You can use standard Active Directory administration tools and take advantage of built-in Active

Directory features, such as Group Policy and single sign-on (SSO). With AWS Managed Microsoft AD, you can easily join Amazon EC2 and Amazon RDS for SQL Server instances to your domain, and use AWS Enterprise IT applications such as Amazon WorkSpaces with Active Directory users and groups.

How AWS Directory Service differs for AWS GovCloud (US)

The following list details the differences for using this service in AWS GovCloud (US) Regions compared to other AWS Regions:

- Only AWS Managed Microsoft AD and AD Connector directory types are supported by AWS Directory Service.
- The following directory types are not supported:
 - Simple AD
 - Amazon Cloud Directory
- The following AWS apps and services are not currently supported by AWS Directory Service:
 - Amazon WorkDocs
 - Amazon WorkMail
 - Amazon Chime
 - AWS Management Console
 - Amazon Connect only in available in AWS GovCloud (US-West).
 - AWS IAM Identity Center
- The following AWS Managed Microsoft AD features are not currently supported in AWS GovCloud (US):
 - Directory sharing with other AWS accounts
 - AWS Managed Microsoft AD (Hybrid Edition)
- Only signature version 4 signing is supported.
- You can use the [AWS Command Line Interface \(AWS CLI\)](#) to interact with AWS Directory Service and other AWS services through the command line. For more information, see [AWS CLI](#) documentation.

Note

If you are using the Amazon Linux AMI, the AWS CLI is already installed and configured.

- To connect to AWS Directory Service by using the command line or APIs, use the following [endpoints](#):
 - <https://ds-fips.us-gov-west-1.amazonaws.com>
 - <https://ds.us-gov-west-1.amazonaws.com>
 - <https://ds-fips.us-gov-east-1.amazonaws.com>
 - <https://ds.us-gov-east-1.amazonaws.com>
- Automatic DNS forwarding is not enabled by default and must be configured.
- The Directory Service Data API is not available.

Documentation for AWS Directory Service

[AWS Directory Service documentation.](#)

Export-controlled content

For AWS Services architected within the AWS GovCloud (US) Regions, the following list explains how certain components of data may leave the AWS GovCloud (US) Regions in the normal course of the service offerings. The list can be used as a guide to help meet applicable customer compliance obligations. Data not included in the following list remains within the AWS GovCloud (US) Regions.

- AWS Directory Service metadata is not permitted to contain export-controlled data. This metadata includes all configuration data that you enter when creating and maintaining your AWS Directory Service directory except passwords.

Do not enter export-controlled data in the following console fields:

- Directory aliases
- Directory description
- Directory DNS name
- Netbios name
- Manual snapshot name
- Resource tags
- Description of schema extensions

AWS Elastic Beanstalk in AWS GovCloud (US)

With AWS Elastic Beanstalk, you can quickly deploy and manage applications in the AWS Cloud without worrying about the infrastructure that runs those applications. AWS Elastic Beanstalk reduces management complexity without restricting choice or control. You simply upload your application, and AWS Elastic Beanstalk automatically handles the details of capacity provisioning, load balancing, scaling, and application health monitoring.

How AWS Elastic Beanstalk differs for AWS GovCloud (US)

This service has no differences between the AWS GovCloud (US) and the standard AWS Regions.

Documentation for AWS Elastic Beanstalk

[AWS Elastic Beanstalk documentation.](#)

Export-controlled content

For AWS Services architected within the AWS GovCloud (US) Regions, the following list explains how certain components of data may leave the AWS GovCloud (US) Regions in the normal course of the service offerings. The list can be used as a guide to help meet applicable customer compliance obligations. Data not included in the following list remains within the AWS GovCloud (US) Regions.

- The following AWS Elastic Beanstalk metadata fields:
 - Application Name
 - Environment Name
 - Option Settings

AWS Elastic Disaster Recovery in AWS GovCloud (US)

AWS Elastic Disaster Recovery minimizes downtime and data loss with fast, reliable recovery of on-premises and cloud-based applications using affordable storage, minimal compute, and point-in-time recovery.

How AWS Elastic Disaster Recovery differs for AWS GovCloud (US)

- In AWS GovCloud (US) Regions, you must launch all Amazon EC2 instances for recovery, drill, failback and AWS Elastic Disaster Recovery service resources in an Amazon Virtual Private Cloud (Amazon VPC). In some cases, your account might have a default VPC; otherwise, you must create a VPC before launching instances or setting up the AWS Elastic Disaster Recovery staging area.
- Use SSL (HTTPS) or Federal Information Processing System (FIPS) protocols when you make calls to the service in the AWS GovCloud (US) Regions (us-gov-west-1, us-gov-east-1). In other AWS Regions, you can use HTTP or HTTPS.
- Cross-Partition failback features between commercial and AWS GovCloud (US) partitions are not supported. Cross-Region failback features within the AWS GovCloud (US) partition are available between AWS GovCloud (US) Regions (us-gov-west-1 and us-gov-east-1).
- AWS Elastic Disaster Recovery source servers can only be extended to other GovCloud AWS accounts when using multiple staging accounts.
- AWS Elastic Disaster Recovery trusted account features are only supported between other GovCloud AWS accounts.
- The Provisioned IOPS SSD (io2) EBS volume type is not available in the AWS GovCloud (US) Regions.
- AWS Elastic Disaster Recovery leverages the following AWS services in AWS GovCloud (US). Please refer to the individual service for GovCloud differentiators:
 - [Amazon EC2](#)
 - [AWS Key Management Service](#)
 - [Amazon EBS](#)
 - [Amazon VPC](#)
 - [AWS Direct Connect](#)
 - [AWS Site-to-Site VPN](#)
 - [AWS Systems Manager](#)
 - [Cloudwatch](#)

Documentation for AWS Elastic Disaster Recovery

[AWS Elastic Disaster Recovery documentation.](#)

Determining if your account has a default Amazon VPC

In AWS GovCloud (US) Regions, you must launch all Amazon EC2 instances in an Amazon Virtual Private Cloud (Amazon VPC). In some cases, your account might have a default VPC, where you launch all your Amazon EC2 instances. If your account doesn't have a default VPC, you must create a VPC before you can launch Amazon EC2 instances. For more information, see [What is Amazon VPC?](#) in the Amazon VPC User Guide.

If you don't want a default VPC for your AWS Elastic Disaster Recovery account in AWS GovCloud (US), you can delete the default VPC and default subnets. The default VPC and subnets will not be recreated. However, you still need to create a VPC before launching instances.

If you deleted your default VPC, you can create a new one. For more information, see [Creating a Default VPC](#).

Export-controlled content

For AWS Services architected within the AWS GovCloud (US) Regions, the following list explains how certain components of data may leave the AWS GovCloud (US) Regions in the normal course of the service offerings. The list can be used as a guide to help meet applicable customer compliance obligations. Data not included in the following list remains within the AWS GovCloud (US) Regions.

- Amazon EC2 metadata is not permitted to contain export-controlled data. This metadata includes all configuration data that you enter when creating and maintaining your AWS Elastic Disaster Recovery source servers.
- Do not enter export-controlled data in the following fields:
 - Source server names
 - Key and Value of Tags associated with your resources.
 - Name and Description of Security Groups and Security Group Rules
 - Refer to AWS Elastic Disaster Recovery leveraged AWS services for service-specific export-controlled data fields.

AWS Elemental MediaConvert in AWS GovCloud (US)

This service is currently available in AWS GovCloud (US-West) only.

AWS Elemental MediaConvert is a file-based video processing service that provides scalable video processing for content owners and distributors with media libraries of any size. MediaConvert offers advanced features that enable premium content experiences.

How AWS Elemental MediaConvert differs for AWS GovCloud (US)

This service has no differences between the AWS GovCloud (US) and the standard AWS Regions.

Documentation for AWS Elemental MediaConvert

[AWS Elemental MediaConvert documentation.](#)

Export-controlled content

For AWS Services architected within the AWS GovCloud (US) Regions, the following list explains how certain components of data may leave the AWS GovCloud (US) Regions in the normal course of the service offerings. The list can be used as a guide to help meet applicable customer compliance obligations. Data not included in the following list remains within the AWS GovCloud (US) Regions.

- This service can generate metadata from customer-defined configurations. AWS suggests customers do not enter export-controlled information in console fields, descriptions, resource names, and tagging information.

AWS End User Messaging in AWS GovCloud (US)

AWS End User Messaging is an AWS service that you can use to engage with you customers across multiple messaging channels. You can use AWS End User Messaging to send push notifications, SMS text messages, and voice messages.

How AWS End User Messaging differs for AWS GovCloud (US)

AWS End User Messaging SMS and Voice V2 API

- Text to voice messages are only supported in AWS GovCloud (US-West).

Documentation for AWS End User Messaging

AWS End User Messaging SMS [documentation](#), AWS End User Messaging SMS and voice v2 API [documentation](#), and AWS End User Messaging Push [documentation](#).

Export-controlled content

For AWS Services architected within the AWS GovCloud (US) Regions, the following list explains how certain components of data may leave the AWS GovCloud (US) Regions in the normal course of the service offerings. The list can be used as a guide to help meet applicable customer compliance obligations. Data not included in the following list remains within the AWS GovCloud (US) Regions.

- Customer user cases
- Do not enter export-controlled data in the following fields:
 - Registrations

AWS Fargate in AWS GovCloud (US)

AWS Fargate is a compute engine for Amazon ECS that lets you run containers in production without deploying or managing servers. Fargate lets you focus on designing and building your applications instead of managing the infrastructure that runs them.

How AWS Fargate differs for AWS GovCloud (US)

- Amazon EKS on Fargate is not available in AWS GovCloud (US).

Documentation for AWS Fargate

[Amazon ECS User Guide for AWS Fargate documentation](#).

Export-controlled content

For AWS Services architected within the AWS GovCloud (US) Regions, the following list explains how certain components of data may leave the AWS GovCloud (US) Regions in the normal course of the service offerings. The list can be used as a guide to help meet applicable customer

compliance obligations. Data not included in the following list remains within the AWS GovCloud (US) Regions.

- This service can generate metadata from customer-defined configurations. AWS suggests customers do not enter export-controlled information in console fields, descriptions, resource names, and tagging information.

AWS Fault Injection Service in AWS GovCloud (US)

AWS Fault Injection Service (AWS FIS) is a managed service that enables you to perform fault injection experiments on your AWS workloads. Fault injection is based on the principles of chaos engineering. These experiments stress an application by creating disruptive events so that you can observe how your application responds. You can then use this information to improve the performance and resiliency of your applications so that they behave as expected.

How AWS Fault Injection Service differs for AWS GovCloud (US)

- The AWS FIS Experiment Schedule feature is not available in AWS GovCloud (US).
- AWS FIS experiment report configuration is not supported in AWS GovCloud (US).

Documentation for AWS Fault Injection Service

[AWS Fault Injection Service documentation.](#)

Export-controlled content

For AWS Services architected within the AWS GovCloud (US) Regions, the following list explains how certain components of data may leave the AWS GovCloud (US) Regions in the normal course of the service offerings. The list can be used as a guide to help meet applicable customer compliance obligations. Data not included in the following list remains within the AWS GovCloud (US) Regions.

AWS Fault Injection Service metadata is not permitted to contain export-controlled data. This metadata includes:

- Experiment templates
- Experiment tags

AWS Firewall Manager in AWS GovCloud (US)

AWS Firewall Manager simplifies your administration and maintenance tasks across multiple accounts and resources for AWS WAF, AWS Shield Advanced, Amazon VPC security groups, and AWS Network Firewall. With Firewall Manager, you set up your AWS WAF firewall rules, Shield Advanced protections, Amazon VPC security groups, Network Firewall firewalls, and DNS Firewall rule group associations just once. The service automatically applies the rules and protections across your accounts and resources, even as you add new resources.

How AWS Firewall Manager differs for AWS GovCloud (US)

- AWS Marketplace managed rule groups for AWS WAF cannot be used with Firewall Manager security policies in AWS GovCloud (US). Managed rule groups are collections of predefined, ready-to-use rules that AWS and AWS Marketplace sellers write and maintain for you. AWS managed rule groups are provided free of charge with AWS WAF and are available for use in AWS GovCloud (US) with Firewall Manager security policies. AWS Marketplace rule groups are provided for subscription by AWS Marketplace sellers and aren't available for use in AWS GovCloud (US) with Firewall Manager.
- Firewall Manager security policies for AWS WAF cannot be enabled on Amazon CloudFront distributions in AWS GovCloud (US).
- Firewall Manager does not support AWS Shield Advanced or AWS WAF Classic.

Documentation for AWS Firewall Manager

link: [AWS Firewall Manager documentation](#).

Export-controlled content

For AWS Services architected within the AWS GovCloud (US) Regions, the following list explains how certain components of data may leave the AWS GovCloud (US) Regions in the normal course of the service offerings. The list can be used as a guide to help meet applicable customer compliance obligations. Data not included in the following list remains within the AWS GovCloud (US) Regions.

- AWS Firewall Manager metadata is not permitted to contain export-controlled data. For example, do not enter export-controlled data into user input fields such as the following:
 - Firewall Manager policy name

- Resource Tag/Key values

AWS Glue in AWS GovCloud (US)

AWS Glue is a fully managed extract, transform, and load (ETL) service that makes it easy for customers to prepare and load their data for analytics. You can create and run an ETL job with a few clicks in the AWS Management Console. You simply point AWS Glue to your data stored on AWS, and AWS Glue discovers your data and stores the associated metadata (e.g. table definition and schema) in the AWS Glue Data Catalog. Once cataloged, your data is immediately searchable, queryable, and available for ETL.

How AWS Glue Differs for AWS GovCloud (US)

Feature	AWS GovCloud (US-West)	AWS GovCloud (US-East)
Version Support		
AWS Glue Version 3.0	Yes	Yes
AWS Glue Version 4.0	Yes	Yes
AWS Glue Version 5.0	Yes. However, the following features are not supported : Connection v2 support for DB connectors, Amazon SageMaker AI Unified Studio, Amazon SageMaker AI Lakehouse, and Data Lineage	Yes. However, the following features are not supported : Connection v2 support for DB connectors, Amazon SageMaker AI Unified Studio, Amazon SageMaker AI Lakehouse, and Data Lineage
Workers		
G1/G2 workers	Yes	Yes
G4/G8 workers	No	No
Data Catalog Features		

Feature	AWS GovCloud (US-West)	AWS GovCloud (US-East)
Crawlers	Yes	Yes
Transactional Table Optimization	No	No
Statistics for performance optimization	No	No
AWS Glue ETL Features		
Connectors	<p>Yes.</p> <p>However, following connectors are unavailable:</p> <p>Facebook Ads, Google Ads, Google Analytics 4, Google Sheets, Hubspot, Instagram Ads, Intercom, Jira Cloud, Marketo, Oracle NetSuite, SAP OData, Salesforce Marketing Cloud, Salesforce Marketing Cloud Account Engagement, ServiceNow, Slack, Snapchat Ads, Stripe, Zendesk and Zoho CRM</p>	<p>Yes.</p> <p>However, following connectors are unavailable:</p> <p>Facebook Ads, Google Ads, Google Analytics 4, Google Sheets, Hubspot, Instagram Ads, Intercom, Jira Cloud, Marketo, Oracle NetSuite, SAP OData, Salesforce Marketing Cloud, Salesforce Marketing Cloud Account Engagement, ServiceNow, Slack, Snapchat Ads, Stripe, Zendesk and Zoho CRM</p>
Connector Marketplace	No	No
Autoscaling	Yes	Yes
Flex Execution	No	No
AWS Glue Streaming	Yes	Yes

Feature	AWS GovCloud (US-West)	AWS GovCloud (US-East)
AWS Glue Studio	Yes. However, does not support SparkUI	Yes. However, does not support Data Preview, AWS Glue data preparation experience, and SparkUI
AWS Glue DataBrew	Yes	No
AWS Glue Studio Notebooks	No	No
AWS Glue Interactive Sessions	Yes	No
Amazon Q Integration	No	No
AWS Glue Data Quality	Yes. However, Anomaly detection and Dynamic Rules are not available	Yes. However, Anomaly detection and Dynamic Rules are not available
AWS Glue Sensitive Data Detection	Yes	Yes
AWS Glue Workflows	Yes	No

Documentation for AWS Glue

[AWS Glue documentation.](#)

Export-controlled content

For AWS Services architected within the AWS GovCloud (US) Regions, the following list explains how certain components of data may leave the AWS GovCloud (US) Regions in the normal course of the service offerings. The list can be used as a guide to help meet applicable customer compliance obligations. Data not included in the following list remains within the AWS GovCloud (US) Regions.

- This service can generate metadata from customer-defined configurations. AWS suggests customers do not enter export-controlled information in console fields, descriptions, resource names, and tagging information.

AWS Health in AWS GovCloud (US)

AWS Health provides ongoing visibility into the state of your AWS resources, services, and accounts. The service gives you awareness and remediation guidance for resource performance or availability issues that affect your applications running on AWS. AWS Health provides relevant and timely information to help you manage events in progress. AWS Health also helps to be aware of and to prepare for planned activities. The service delivers alerts and notifications triggered by changes in the health of AWS resources, so that you get near-instant event visibility and guidance to help accelerate troubleshooting.

All customers can use the Health Dashboard, powered by the AWS Health API. The dashboard requires no setup, and it's ready to use for authenticated AWS users.

Additionally, Support customers who have a Business or Enterprise support plan can use the AWS Health API to integrate with in-house and third-party systems.

How AWS Health differs for AWS GovCloud (US)

- The Amazon EventBridge channel doesn't send public events from the Service Health View of the Health Dashboard.
 - Instead, use the AWS Health API or Service Health View RSS feed to programmatically receive these events. Account specific events are accessible through the EventBridge endpoint.
- AWS Health notifies you about planned lifecycle events and service changes that can affect resource availability. You won't see the status on affected resources change in response to resolution.
 - AWS Health may send periodic reminder notifications with an updated list of outstanding resources.
- The AWS Health API is accessible through a single regional endpoint in `us-gov-west-1`, as opposed to a global endpoint with failover-capable regions behind it.
- To enhance the reliability of AWS Health notifications, you can set up rules in the dedicated backup regions. The AWS GovCloud (US-West) Region acts as the backup region for AWS GovCloud (US-East) Region, and the AWS GovCloud (US-East) Region acts as the backup region

for the AWS GovCloud (US-West) Region. When health events occur, they are automatically sent to both the primary region and its designated backup region. For example, if you're monitoring events in the AWS GovCloud (US-West) Region, then any health events are delivered to both the AWS GovCloud (US-West) Region and the AWS GovCloud (US-East) Region. This system makes sure you continue receiving health notifications even if your primary region experiences issues. To create a backup rule, follow the procedure for [Configuring an EventBridge rule to send notifications about events in AWS Health](#).

- If you want to create an EventBridge integration with high availability, or if you prefer not to use backup functionality and want to add a filter to your backup region rule, see [Creating EventBridge rules for AWS Region coverage](#).
- If you want to capture events from both AWS GovCloud (US-West) and AWS GovCloud (US-East) Regions but prefer to configure only a single rule, then you can use simplified integration. To receive all Health events from both Regions, you can set up a single rule in either the AWS GovCloud (US-West) Region or the AWS GovCloud (US-East) Region. However, you won't have high availability configuration.
- Some AWS Health events are not Region-specific. Events that aren't specific to a Region are called global events. These include events sent for AWS Identity and Access Management (IAM). To receive global events in AWS GovCloud (US), you must create a rule in the AWS GovCloud (US-West) Region.

Documentation for AWS Health

[AWS Health documentation](#).

Export-controlled content

For AWS Services architected within the AWS GovCloud (US) Regions, the following list explains how certain components of data may leave the AWS GovCloud (US) Regions in the normal course of the service offerings. The list can be used as a guide to help meet applicable customer compliance obligations. Data not included in the following list remains within the AWS GovCloud (US) Regions.

- This service can generate metadata from customer-defined configurations. AWS suggests customers do not enter export-controlled information in console fields, descriptions, resource names, and tagging information.

AWS IAM Identity Center in AWS GovCloud (US)

IAM Identity Center is the AWS solution for connecting your workforce users to all of their AWS managed applications and AWS accounts. Users who have access to one or more AWS accounts can sign in to the AWS access portal and access AWS services by using the AWS Management Console or retrieve temporary credentials to access AWS services programmatically. You can connect your existing identity provider or create and manage your users directly in IAM Identity Center. For existing identity providers, automatic provisioning (synchronization) of user and group information from your identity provider into IAM Identity Center is supported.

How IAM Identity Center differs for AWS GovCloud (US)

The following list details the differences for using this service in the AWS GovCloud (US) Regions compared to other AWS Regions:

- IAM Identity Center integrates with AWS Organizations to manage access across your AWS accounts, and therefore, IAM Identity Center is subject to any [AWS Organizations GovCloud differences](#).
- IAM Identity Center supports dual-stack endpoints in AWS GovCloud (US) Regions. You can use either IPv4, IPv6, or dual-stack to access IAM Identity Center services and the AWS access portal.
- To access the IAM Identity Center administrative console, the Software Development Kit (SDK), or the AWS Command Line Interface (CLI) use the Federal Information Processing Standards (FIPS) endpoints. For a list of all GovCloud AWS FIPS endpoints, see *AWS GovCloud (US)* in [FIPS Endpoints by Service](#).
- The AWS access portal URL has an AWS GovCloud (US) URL pattern of `https://start.us-gov-home.awsapps.com/directory/IdentityStoreId` or `https://start.us-gov-home.awsapps.com/directory/CustomAlias`

You can find this URL on the **Settings** page in the IAM Identity Center console.

- The new AWS access portal URL format for AWS GovCloud (US) follows the pattern `https://{idcInstanceId}.portal.{region}.app.aws`, similar to the commercial region format.

This new URL format provides a consistent experience across all AWS regions.

- The Amazon Resource Number (ARN) for your IAM Identity Center instance has an AWS GovCloud (US) pattern of `arn:aws-us-gov:sso:::instance/<SSOInstanceId>`

You can find this ARN on the **Settings** page in the IAM Identity Center console.

- The ARNs for IAM Identity Center permission sets has an AWS GovCloud (US) pattern of `arn:aws-us-gov:sso:::permissionSet/<SSOInstanceID>/<PermissionSetID>`

You can find these ARNs on the **Permission sets** tab under the **AWS accounts** page in the IAM Identity Center console.

- The email address `no-reply@us-gov-home.awsapps.com` is used for sending email-verification, password reset, and user invitation emails to GovCloud.

The email address `no-reply@<identitystore_id>.us-gov-home.awsapps.com` is used for sending forgotten password emails.

- Multi-Region support is presently not available.
- If you filter access to specific AWS domains by using a web content filtering solution such as next-generation firewalls (NGFW) or Secure Web Gateways (SWG), you must add the following domains to your web-content filtering solution allowlists. Doing so enables you to access your AWS access portal.

- `start.us-gov-home.awsapps.com`
- `start.[Region].us-gov-home.awsapps.com`
- `[IAM-Identity-Center-instance-id].[Region].portal.amazonaws.com`
- `oidc.[Region].amazonaws.com`
- `*.sso.amazonaws.com`
- `*.sso.[Region].amazonaws.com`
- `*.sso-portal.[Region].amazonaws.com`
- `aws-access-portal-website-prod-pdt-assets.s3.us-gov-west-1.amazonaws.com`
- `aws-access-portal-website-prod-osu-assets.s3.us-gov-east-1.amazonaws.com`
- `s3.us-gov-west-1.amazonaws.com/awsconsole-peregrine-portal-prod-pdt-assets`
- `s3.us-gov-east-1.amazonaws.com/awsconsole-peregrine-portal-prod-osu-assets`
- `[Region].signin-fips.amazonaws-us-gov.com`
- `*.cloudfront.net`

- `opfcaptcha-prod-s3.amazonaws.com`

- For dual-stack (IPv4 and IPv6) endpoint access, you must also add the following domains to your web-content filtering solution allowlists:
 - `[idcInstanceId].portal.[Region].app.aws`
 - `portal.sso.[Region].api.aws`
 - `oidc.[Region].api.aws`
 - `oidc-fips.[Region].api.aws`
 - `sso.[Region].api.aws`
 - `scim.[Region].api.aws`
 - `identitystore.[Region].api.aws`
 - `identity-sync.[Region].api.aws`
 - `dual-stack.auth-control.[Region].prod.apps-auth.aws.a2z.com`
 - `pvs-controlplane.[Region].api.aws`
 - `[Region].sso.signin.amazonaws-us-gov.com`
 - `[Region].sso.signin-fips.amazonaws-us-gov.com`
 - `cdn.us-east-1.threat-mitigation.aws.amazon.com`
 - `us-east-1.threat-mitigation.aws.amazon.com`
 - `amcs-captcha-prod-us-east-1.s3.dualstack.us-east-1.amazonaws.com`
- If you change an AWS account name or email address, and you want your AWS access portal to show the new value, you'll need to create a case with Support. In the support case, specify the account ID and the AWS Region of your IAM Identity Center instance. Also include a list of account IDs that require a refresh in your AWS access portal.
- The user background sessions feature appears in the console for AWS GovCloud (US), but this feature cannot be used because user background sessions are only supported for Amazon SageMaker Studio. Although Amazon SageMaker AI is supported in AWS GovCloud (US), Amazon SageMaker Studio, which is its latest web experience for running machine learning (ML) workflows, is not supported in AWS GovCloud (US).

Documentation for AWS IAM Identity Center

[AWS IAM Identity Center documentation.](#)

Export-controlled content

For AWS Services architected within the AWS GovCloud (US) Regions, the following list explains how certain components of data may leave the AWS GovCloud (US) Regions in the normal course of the service offerings. The list can be used as a guide to help meet applicable customer compliance obligations. Data not included in the following list remains within the AWS GovCloud (US) Regions.

- Your IAM Identity Center Identity Store ID may leave the AWS GovCloud (US) Regions in the normal course of the service offerings.

AWS Identity and Access Management in AWS GovCloud (US)

AWS Identity and Access Management (IAM) is a web service for securely controlling access to AWS services. With IAM, you can centrally manage users, security credentials such as access keys, and permissions that control which AWS resources users and applications can access.

How IAM differs for AWS GovCloud (US)

- You must have an existing standard AWS account to create an AWS GovCloud (US) account. See [AWS GovCloud \(US\) Sign Up](#) to learn more. If you have AWS GovCloud (US) sign up issues, contact [AWS Customer Support](#).
- When your AWS GovCloud (US) account is created, you are provided initial access to the [AWS Management Console for AWS GovCloud \(US\)](#) by an Administrator IAM user or an OrganizationAccountAccessRole IAM role, depending on the method used.

You cannot access the AWS Management Console for AWS GovCloud (US) using the [associated standard AWS account root user credentials](#).

- The AWS GovCloud (US) account root user is created at the same time the AWS GovCloud (US) account is created, but access to this user is not provided by default to AWS GovCloud (US) customers.
 - Sign in to the AWS Management Console for AWS GovCloud (US) as the AWS GovCloud (US) account root user is not supported.
 - AWS GovCloud (US) account root user access keys can be provided at the request of [associated standard AWS account](#) root user by contacting AWS Customer Support. See [Requesting root access keys for an AWS GovCloud \(US\) account](#) to get started.

- Tasks that require the root user in AWS GovCloud (US) are limited. See [Tasks in AWS GovCloud \(US\) Regions that require root user access keys](#).
- Since there is no access to the root user, there is no ability to centrally manage such credentials in AWS Organizations. However, you can perform privileged tasks for member accounts in your organization. To learn more about performing some root user tasks using short-term credentials, see [Perform a privileged task on an AWS Organizations member account](#).
- Solution Providers reselling in AWS GovCloud (US) may receive AWS GovCloud (US) account root user access keys to be used for initial access to their account from an AWS business representative.
- For more information, see [AWS GovCloud \(US\) account root user](#).
- Access issues for IAM users that are administrators in your AWS GovCloud (US) can be resolved by another administrator in the account.

If all administrators have forgotten or lost access to the AWS GovCloud (US) account, request AWS GovCloud (US) account root user access keys to [Restore IAM Administrator access to the AWS Management Console for AWS GovCloud \(US\)](#). See [Requesting root access keys for an AWS GovCloud \(US\) account](#) to get started.

- There is one IAM control plane for all AWS GovCloud (US) Regions, which is located in the AWS GovCloud (US-West) Region. Each AWS Region has a completely independent instance of the IAM data plane. For more information, see [Resilience in AWS Identity and Access Management](#).
- In the AWS GovCloud (US) Regions, the IAM dual-stack public endpoint is `https://iam.us-gov.api.aws`. This endpoint supports clients using either IPv4 or IPv6 addresses. For more information, see [Dual-stack endpoint support](#) in the *IAM User Guide*.
- In the AWS GovCloud (US) Regions, there is no AWS STS global endpoint. AWS provides Regional AWS STS endpoints.
- When using the IAM or AWS STS service in AWS GovCloud (US), you must use [AWS GovCloud \(US\) IAM/AWS STS endpoints](#). Use SSL (HTTPS) when you make calls to the IAM or AWS STS service in AWS GovCloud (US) Regions.
- IAM users that you create in AWS GovCloud (US) are specific to AWS GovCloud (US) and do not exist in other standard AWS Regions.
- AWS GovCloud (US) supports MFA devices listed in the [Multi-Factor Authentication \(MFA\) in AWS GovCloud \(US\)](#) page.
 - You can use these MFA devices with your AWS GovCloud (US) administrator user or any IAM user in your account.

- You cannot use these MFA devices with your AWS GovCloud (US) account root user.
- You cannot create a role to delegate access between an AWS GovCloud (US) account and a standard AWS account.
- Customers with export-controlled data (e.g. export-controlled technical data) in their environment may consider using IAM roles as part of their export control compliance program. It is the customer's responsibility to properly architect its AWS GovCloud (US) account if there will be export controlled data in its environment in order to comply with export control laws.
- When you create policies, use the AWS GovCloud (US) resource ARN prefix. For more information, see [Amazon Resource Names \(ARNs\) in GovCloud \(US\) Regions](#).
- When you use a SAML provider in AWS GovCloud (US) Regions, use the following URL for the XML document that contains relying party information and certificates: `https://signin.amazonaws-us-gov.com/static/saml-metadata.xml`. For more information, see [Configuring a Relying Party and Adding Claims](#) in *IAM User Guide*.
- In the AWS GovCloud (US) Regions, there is no AWS STS global endpoint. AWS provides Regional AWS STS endpoints.
- In the AWS GovCloud (US-West) Region, the AWS STS endpoint only supports request Signature Version 4 (SigV4) by default and can be updated to support both SigV4 and Signature Version 4A (SigV4A). Session tokens supporting the SigV4A algorithm are larger than those supporting SigV4 and match the size of tokens issued by the AWS STS endpoint in the AWS GovCloud (US-East) Region, which already supports SigV4A. Changing this setting might affect existing systems where you temporarily store tokens. For more information, see [Managing AWS STS in an AWS Region](#).
 - Documentation that mentions **Valid only in AWS Regions enabled by default** refers to **Support only SigV4-based signatures on AWS requests** for the AWS STS endpoint in the AWS GovCloud (US-West) Region.
 - Documentation that mentions **All AWS Regions** refers to **Both the SigV4 and SigV4A algorithms** for the AWS STS endpoint in the AWS GovCloud (US-West) Region.
- IAM Access Analyzer policy generation is not supported in AWS GovCloud (US). To learn more, see [Using AWS Identity and Access Management Access Analyzer](#) in the *IAM User Guide*.
- IAM Roles Anywhere is now supported in AWS GovCloud (US). To learn more, see [Providing access for non AWS workloads](#) in the *IAM User Guide*.
- When configuring SAML Applications for single sign on in AWS GovCloud (US), the SAML Audience and ACS links will be different than those used in the standard Regions.
 - Application ACS URL: `https://signin.amazonaws-us-gov.com/saml`

- Application SAML audience: `urn:amazon:webservices:govcloud`

Documentation for AWS Identity and Access Management

[AWSIAM documentation.](#)

Export-controlled content

For AWS Services architected within the AWS GovCloud (US) Regions, the following list explains how certain components of data may leave the AWS GovCloud (US) Regions in the normal course of the service offerings. The list can be used as a guide to help meet applicable customer compliance obligations. Data not included in the following list remains within the AWS GovCloud (US) Regions.

- IAM metadata is not permitted to contain export-controlled data. This metadata includes all configuration data that you enter when creating and maintaining your IAM entities.
- Do not enter export-controlled data in the following fields:
 - Authentication codes, which are clear-text memcached
 - User names
 - Group names
 - Password policies
 - Policy names
 - Roles and role names
 - Policy documents

AWS IoT Core in AWS GovCloud (US)

AWS IoT enables secure, bi-directional communication between Internet-connected things (such as sensors, actuators, embedded devices, or smart appliances) and the AWS Cloud over MQTT and HTTP.

How AWS IoT differs for AWS GovCloud (US)

- Use of Amazon Cognito Identities to grant permissions to users of your AWS IoT applications, via your own identity provider or other popular identity providers, is not supported.

Documentation for AWS IoT

[AWS IoT Core documentation.](#)

Export-controlled content

For AWS Services architected within the AWS GovCloud (US) Regions, the following list explains how certain components of data may leave the AWS GovCloud (US) Regions in the normal course of the service offerings. The list can be used as a guide to help meet applicable customer compliance obligations. Data not included in the following list remains within the AWS GovCloud (US) Regions.

- Message topics and topic filters
- Thing names
- Thing types
- Thing group names
- Rule definitions (including SQL statements and actions)

AWS IoT Device Defender in AWS GovCloud (US)

AWS IoT Device Defender is a fully managed service that helps you secure your fleet of IoT devices. You can use AWS IoT Device Defender to audit your IoT resources like policies, certificates, IAM roles and Amazon Cognito IDs against security best practices, monitor connected devices to detect abnormal behavior, and mitigate security risks. By using AWS IoT Device Defender, you can enforce consistent security policies across your AWS IoT device fleet and respond quickly when devices are compromised.

How AWS IoT Device Defender differs for AWS GovCloud (US)

- Amazon Cognito related checks in Device Defender Audit are not available.
- Role alias related and key quality related checks in Device Defender Audit are not available.
- AWS IoT Device Defender ML Detect feature is not available in the AWS GovCloud (US) Regions.

Documentation for AWS IoT Device Defender

[AWS IoT Device Defender documentation.](#)

Export-controlled content

For AWS Services architected within the AWS GovCloud (US) Regions, the following list explains how certain components of data may leave the AWS GovCloud (US) Regions in the normal course of the service offerings. The list can be used as a guide to help meet applicable customer compliance obligations. Data not included in the following list remains within the AWS GovCloud (US) Regions.

- Security Profile Name
- Behavior Name
- Audit Schedule Name
- Mitigation Action Name
- Audit Mitigation Action Task Id

AWS IoT Device Management in AWS GovCloud (US)

AWS IoT Device Management is a cloud-based device management service that makes it easy for customers to securely manage IoT devices throughout their lifecycle. Customers can use AWS IoT Device Management to onboard device information and configuration, organize their device inventory, monitor their fleet of devices, and remotely manage devices deployed across many locations. This remote management includes over-the-air (OTA) updates to device software.

How AWS IoT Device Management differs for AWS GovCloud (US)

- Use of Amazon Cognito Identities to grant permissions to users of your AWS IoT applications, via your own identity provider or other popular identity providers, is not supported. For more information, see [Common Amazon Cognito scenarios](#).
- AWS IoT Device Management Fleet Hub is not available. For more information, see [What is Fleet Hub for AWS IoT Device Management?](#)
- FreeRTOS over-the-air (OTA) updates using MQTT-based file delivery via a stream is not supported. For more information, see [OTA Update Manager service](#) and [MQTT-based file delivery](#).

Documentation for AWS IoT Device Management

[AWS IoT Device Management documentation](#).

Export-controlled content

For AWS Services architected within the AWS GovCloud (US) Regions, the following list explains how certain components of data may leave the AWS GovCloud (US) Regions in the normal course of the service offerings. The list can be used as a guide to help meet applicable customer compliance obligations. Data not included in the following list remains within the AWS GovCloud (US) Regions.

- Message topics and topic filters
- Thing names
- Thing types
- Thing group names
- Rule definitions (including SQL statements and actions)

AWS IoT Events in AWS GovCloud (US)

AWS IoT Events enables you to monitor your equipment or device fleets for failures or changes in operation, and to trigger actions when such events occur. AWS IoT Events continuously watches IoT sensor data from devices, processes, applications, and other AWS services to identify significant events so you can take action.

AWS IoT Events is only supported in the AWS GovCloud (US-West) Region.

How AWS IoT Events differs for AWS GovCloud (US)

- SSO integration not supported.
- [Notification action](#) is not supported.

Documentation for AWS IoT Events

[AWS IoT Events documentation.](#)

Export-controlled content

For AWS Services architected within the AWS GovCloud (US) Regions, the following list explains how certain components of data may leave the AWS GovCloud (US) Regions in the normal course of the service offerings. The list can be used as a guide to help meet applicable customer

compliance obligations. Data not included in the following list remains within the AWS GovCloud (US) Regions.

- Detector Model Name
- Alarm Model name
- Input Name
- Fields in run-time messages used as key-value in Detector Models or Alarm Models
- MessageId in BatchPutMessage calls
- SiteWise AssetId and PropertyId that are referenced in AlarmModel rules

AWS IoT Greengrass Version 1 in ?AWS GovCloud (US)

AWS IoT Greengrass seamlessly extends AWS to edge devices so they can act locally on the data they generate, while still using the cloud for management, analytics, and durable storage. With AWS IoT Greengrass, connected devices can run AWS Lambda functions, execute predictions based on machine learning models, keep device data in sync, and communicate with other devices securely even when not connected to the Internet.

How AWS IoT Greengrass V1 differs for AWS GovCloud (US)

- AWS IoT Greengrass Core software v1.9.2 is the minimum supported version.
- The following minimum versions of the AWS IoT Greengrass Core SDK are supported.

Language or platform	Minimum version
Python 3.7	1.4.0
Java 8	1.3.1
Node.js 8.10	1.4.0
C, C++	1.1.0

- The following connectors are supported in AWS GovCloud (US-East):
 - Cloudwatch Metrics, v4
 - Device Defender, v3

- Docker Application Deployment, v6
- Kinesis Firehose, v5
- SNS, v4
- Modbus-RTU Protocol Adapter, v3
- Raspberry Pi GPIO, v4
- Serial Stream, v3
- The following connectors are supported in AWS GovCloud (US-West):
 - Modbus-RTU Protocol Adapter, v2
 - Raspberry Pi GPIO, v2
 - Serial Stream, v2
- For over-the-air (OTA) updates, the IAM role used to presign the Amazon S3 URL (that links to the Greengrass software update) must allow access in the appropriate AWS Region.

The following example policy includes the minimum required permissions that must be attached to the role for AWS GovCloud (US-West) Region support.

- AWS IoT Greengrass operations use three endpoints that have different support for FIPS 140-3.
 - The endpoint for Greengrass control plane operations provides FIPS access only.
 - The endpoint for Greengrass discovery operations does not yet support FIPS. This endpoint provides non-FIPS access only.
 - The endpoint for AWS IoT device operations does not yet support FIPS. This endpoint provides non-FIPS access only.

For more information, see [Service Endpoints](#). Only Amazon Trust Services (ATS) server authentication is supported, so you must use ATS-signed root CA certificates and ATS endpoints. For more information, see [Server Authentication](#) in the *AWS IoT Developer Guide*.

- The default limit for the maximum number of transactions per second (TPS) on the AWS IoT Greengrass API is 10 TPS. For more information, see [AWS IoT Greengrass Limits](#) in the *Amazon Web Services General Reference*.

Documentation for AWS IoT Greengrass

[AWS IoT Greengrass documentation.](#)

Export-controlled content

For AWS Services architected within the AWS GovCloud (US) Regions, the following list explains how certain components of data may leave the AWS GovCloud (US) Regions in the normal course of the service offerings. The list can be used as a guide to help meet applicable customer compliance obligations. Data not included in the following list remains within the AWS GovCloud (US) Regions.

- Message topics and topic filters
- Customer-defined names and IDs of Greengrass resources:
 - Connectors
 - Cores
 - Devices
 - Functions
 - Groups
 - Loggers
 - Resources (local and machine learning)
 - Subscriptions

AWS IoT Greengrass Version 2 in AWS GovCloud (US)

AWS IoT Greengrass seamlessly extends AWS to edge devices so they can act locally on the data they generate, while still using the cloud for management, analytics, and durable storage. With AWS IoT Greengrass, connected devices can run AWS Lambda functions, execute predictions based on machine learning models, keep device data in sync, and communicate with other devices securely even when not connected to the Internet.

How AWS IoT Greengrass V2 differs for AWS GovCloud (US)

- Secret manager v2.0.5 is the minimum supported version in the AWS GovCloud (US) Regions.

Documentation for AWS IoT Greengrass V2

[AWS IoT Greengrass documentation.](#)

Export-controlled content

For AWS Services architected within the AWS GovCloud (US) Regions, the following list explains how certain components of data may leave the AWS GovCloud (US) Regions in the normal course of the service offerings. The list can be used as a guide to help meet applicable customer compliance obligations. Data not included in the following list remains within the AWS GovCloud (US) Regions.

- Message topics and topic filters
- Customer-defined names and IDs of Greengrass resources:
 - CoreDevices
 - Components
 - Deployments

AWS IoT SiteWise in AWS GovCloud (US)

AWS IoT SiteWise is a managed service that you can use to collect, model, analyze, and visualize data from industrial equipment at scale. With AWS IoT SiteWise Monitor, you can quickly create web applications for non-technical users to view and analyze your industrial data in real time. With AWS IoT SiteWise gateways, you can view and process your data on your local devices.

AWS IoT SiteWise is only supported in the AWS GovCloud (US-West) Region.

Note

The SiteWise Monitor feature will no longer be open to new customers starting November 7, 2025. If you would like to use SiteWise Monitor, sign up prior to that date. Existing customers can continue to use the service as normal. For more information, see [SiteWise Monitor availability change](#).

How AWS IoT SiteWise differs for AWS GovCloud (US)

- The alarm configuration and notification features in AWS IoT SiteWise Monitor portals are currently not supported.
- Partner data sources on AWS IoT SiteWise gateways are not currently supported.

- The following endpoints are not supported:
 - The endpoint for the control plane API operations that you use to manage asset models and assets: `model.iotsitewise.region.amazonaws.com`.
 - The endpoint for the control plane API operations that you use to manage tags, storage configurations, and account configurations: `iotsitewise.region.amazonaws.com`.
 - The endpoint for the control plane API operations that you use to manage gateways: `edge.iotsitewise.region.amazonaws.com`.
 - The metadata bulk import and export operations are not available in the AWS GovCloud (US-West) region.

For more information, see [Service Endpoints](#).

Documentation for AWS IoT SiteWise

[AWS IoT SiteWise documentation](#).

Export-controlled content

For AWS Services architected within the AWS GovCloud (US) Regions, the following list explains how certain components of data may leave the AWS GovCloud (US) Regions in the normal course of the service offerings. The list can be used as a guide to help meet applicable customer compliance obligations. Data not included in the following list remains within the AWS GovCloud (US) Regions.

- Data source names
- Metric definitions
- Transform definitions
- Amazon S3 bucket names for the [exporting data to Amazon S3](#) feature
- IAM roles for the [exporting data to Amazon S3](#) feature
- AWS KMS keys

AWS IoT TwinMaker in AWS GovCloud (US)

AWS IoT TwinMaker is used to build operational digital twins of physical and digital systems. AWS IoT TwinMaker creates digital visualizations using measurements and analysis from a variety of

real-world sensors, cameras, and enterprise applications to help you keep track of your physical factory, building, or industrial plant.

AWS IoT TwinMaker is available in 6 Classic regions (us-east-1, us-west-2, eu-west-1, ap-southeast-1, eu-central-1, ap-southeast-2). AWS IoT TwinMaker is available in one GovCloud region: us-gov-west-1.

How AWS IoT TwinMaker differs for AWS GovCloud (US)

The following differences exist between AWS IoT TwinMaker in AWS GovCloud (US) and standard regions:

- AWS IoT TwinMaker only supports the self-managed Grafana configuration option. Amazon Managed Grafana (AMG) is not available in the AWS GovCloud (US-West).
- AWS IoT TwinMaker doesn't support Edge Video feature and Kinesis Video Streams (KVS) connector in AWS GovCloud (US-West).
- The `com.amazon.iotsitewise.connector.edgevideo` component type is not supported.
- The `com.amazon.kvs.video` component type is not supported.
- The metadata bulk import and export operations are not available in the GovCloud PDT (us-gov-west-1) region.

Documentation for AWS IoT TwinMaker

[AWS IoT TwinMaker documentation.](#)

Export-controlled content

For AWS Services architected within the AWS GovCloud (US) Regions, the following list explains how certain components of data may leave the AWS GovCloud (US) Regions in the normal course of the service offerings. The list can be used as a guide to help meet applicable customer compliance obligations. Data not included in the following list remains within the AWS GovCloud (US) Regions.

- Workspace ID
- ComponentType name
- Component Name
- Scene ID

- Property name
- Entity name

AWS Key Management Service in AWS GovCloud (US)

AWS Key Management Service (KMS) is an encryption and key management service scaled for the cloud. KMS keys and functionality are used by other AWS services, and you can use them to protect data in your own applications that use AWS.

How AWS KMS differs for AWS GovCloud (US)

- External key store proxies in the AWS GovCloud (US) Region must support HTTP/1.1 or later and TLS 1.2 or later with at least one of these cipher suites: TLS_AES_256_GCM_SHA384 (TLS 1.3), TLS_ECDHE_RSA_WITH_AES_256_GCM_SHA384 (TLS 1.2), TLS_ECDHE_ECDSA_WITH_AES_256_GCM_SHA384 (TLS 1.2). The AWS GovCloud (US) Region does not support the TLS_CHACHA20_POLY1305_SHA256 cipher suite. For more information, see the open-source [external key store proxy API specification](#) that AWS KMS publishes.

Documentation for AWS Key Management Service

[AWS Key Management Service Developer Guide](#).

Export-controlled content

For AWS Services architected within the AWS GovCloud (US) Regions, the following list explains how certain components of data may leave the AWS GovCloud (US) Regions in the normal course of the service offerings. The list can be used as a guide to help meet applicable customer compliance obligations. Data not included in the following list remains within the AWS GovCloud (US) Regions.

- AWS KMS metadata is not permitted to contain export-controlled data. Do not enter export-controlled data in the following fields:
 - Alias
 - Descriptions
 - Key policy documents, including key administrators and key users

- Resource tags: Key
- Resource tags: Value
- The [Encryption Context](#) is outside the Export-Controlled Content.
- AWS KMS generated metadata will not contain export-controlled data:
 - Key ID
 - Key ARN

AWS Lake Formation in AWS GovCloud (US)

AWS Lake Formation helps you centrally govern, secure, and globally share data for analytics and machine learning. With Lake Formation, you can manage fine-grained access control for your data lake data on Amazon Simple Storage Service (Amazon S3) and its metadata in AWS Glue Data Catalog.

Lake Formation provides its own permissions model that augments the IAM permissions model. Lake Formation permissions model enables fine-grained access to data stored in data lakes through a simple grant or revoke mechanism, much like a relational database management system (RDBMS). Lake Formation permissions are enforced using granular controls at the column, row, and cell-levels across AWS analytics and machine learning services, including Amazon Athena, Quick, Amazon Redshift Spectrum, Amazon EMR, and AWS Glue.

The Lake Formation hybrid access mode for AWS Glue crawler lets you secure and access the cataloged data using both Lake Formation permissions and IAM permissions policies for Amazon S3 and AWS Glue actions. With hybrid access mode, data administrators can onboard Lake Formation permissions selectively and incrementally, focusing on one data lake use case at a time. Lake Formation also allows you to share data internally and externally across multiple AWS accounts, AWS organizations or directly with IAM principals in another account providing fine-grained access to the AWS Glue Data Catalog metadata and underlying data.

How AWS Lake Formation differs for AWS GovCloud (US)

The AWS GovCloud (US) Region implementation of Lake Formation is unique in the following ways:

- Granting Lake Formation permissions to Amazon Athena users who authenticate through the JDBC or ODBC driver using a SAML identity provider is not supported.
- AWS Lake Formation blueprints are available in AWS GovCloud (US-West) only.

- AWS Lake Formation governed tables are not available.

Documentation for AWS Lake Formation

[AWS Lake Formation documentation.](#)

Export-controlled content

For AWS Services architected within the AWS GovCloud (US) Regions, the following list explains how certain components of data may leave the AWS GovCloud (US) Regions in the normal course of the service offerings. The list can be used as a guide to help meet applicable customer compliance obligations. Data not included in the following list remains within the AWS GovCloud (US) Regions.

- No data will leave the AWS GovCloud (US) Regions for this service.

AWS Lambda in AWS GovCloud (US)

With AWS Lambda, you can run code without provisioning or managing servers. You pay only for the compute time that you consume—there's no charge when your code isn't running. You can run code for virtually any type of application or backend service—all with zero administration. Just upload your code and Lambda takes care of everything required to run and scale your code with high availability. You can set up your code to automatically trigger from other AWS services or call it directly from any web or mobile app.

How AWS Lambda differs for AWS GovCloud (US)

- Schema registry support for Kafka event sources is not available.
- AWS Lambda Function URLs is not available.
- Event source mapping (ESM) tags for AWS Lambda is not available.
- The DocumentDB event sources are not available.
- Multi-VPC connectivity for Managed Streaming for Apache Kafka event source mappings is not available.
- JSON log formatting is not available.
- Lambda integration with Infrastructure Composer is not available.

- The [Future runtime launch dates](#) are not applicable.
- The Amazon CloudWatch Logs Live Tail integration in the Lambda console is not available.
- AWS KMS customer managed key encryption for .zip deployment packages is not available.
- Lambda SnapStart for Python and .NET is not available.
- CloudWatch Application Signals for Lambda functions is not available.
- Event source mapping metrics are not available.
- Provisioned mode for event source mappings is not available.
- Amazon S3 as a destination for Kinesis, DynamoDB, and async invoke is not available.
- Monitoring Lambda function logs with Amazon S3 or Firehose is not yet available.
- AWS Lambda managed layers have different versions in AWS GovCloud (US) Regions compared to commercial Regions. Verify layer availability and versions when migrating functions between Regions.
- The deprecation schedule for the .NET 6 runtime is different from the schedule provided in the [Lambda Developer Guide](#).

Lambda will deprecate the .NET 6 runtime on July 31, 2025. We recommend that you migrate .NET 6 functions to .NET 8, which is now available. Until the deprecation date, Lambda will continue to apply patches to the .NET 6 operating system (OS), but not to the .NET 6 language runtime.

Documentation for AWS Lambda

[AWS Lambda documentation](#).

Export-controlled content

For AWS Services architected within the AWS GovCloud (US) Regions, the following list explains how certain components of data may leave the AWS GovCloud (US) Regions in the normal course of the service offerings. The list can be used as a guide to help meet applicable customer compliance obligations. Data not included in the following list remains within the AWS GovCloud (US) Regions.

- Do not enter export-controlled data in the following console fields:
 - Function name
 - Description

- DLQ data (can be exported through Amazon SNS and Amazon SQS)
- Memory
- Timeout
- Runtime
- Role name for service principals
- Aliases
- LayerName
- Layer Description
- Layer Compatible Architectures
- Layer Compatible Runtimes
- EphemeralStorage Size
- PackageType
- State
- StateReason

AWS License Manager in AWS GovCloud (US)

AWS License Manager makes it easier to manage licenses in AWS and on-premises servers from software vendors such as Microsoft, SAP, Oracle, and IBM. AWS License Manager lets administrators create customized licensing rules that emulate the terms of their licensing agreements, and then enforces these rules when an instance of EC2 gets launched. Administrators can use these rules to limit licensing violations, such as using more licenses than an agreement stipulates or reassigning licenses to different servers on a short-term basis. The rules in AWS License Manager enable you to limit a licensing breach by physically stopping the instance from launching or by notifying administrators about the infringement. Administrators gain control and visibility of all their licenses with the AWS License Manager dashboard and reduce the risk of non-compliance, misreporting, and additional costs due to licensing overages.

AWS License Manager integrates with AWS services to simplify the management of licenses across multiple AWS accounts, IT catalogs, and on-premises, through a single AWS account. License administrators can add rules in AWS Service Catalog, which allows them to create and manage catalogs of IT services that are approved for use on all their AWS accounts. Through seamless integration with AWS Systems Manager and AWS Organizations, administrators can manage licenses across all the AWS accounts in an organization and on-premises environments. AWS

Marketplace buyers can also use AWS License Manager to track bring your own license (BYOL) software obtained from the Marketplace and keep a consolidated view of all their licenses.

How AWS License Manager Differs for AWS GovCloud (US)

- Sharing licenses between AWS standard accounts and AWS GovCloud (US) accounts is not supported.

Documentation for AWS License Manager

[AWS License Manager documentation.](#)

Export-controlled content

For AWS Services architected within the AWS GovCloud (US) Regions, the following list explains how certain components of data may leave the AWS GovCloud (US) Regions in the normal course of the service offerings. The list can be used as a guide to help meet applicable customer compliance obligations. Data not included in the following list remains within the AWS GovCloud (US) Regions.

- This service can generate metadata from customer-defined configurations. AWS suggests customers do not enter export-controlled information in console fields, descriptions, resource names, and tagging information.

AWS Managed Services - AMS Accelerate in AWS GovCloud (US)

AMS Accelerate is a service for configuring and managing your AWS infrastructure. For more information, see the [service description](#).

How AMS Accelerate differs for AWS GovCloud (US)

Some services available in other AWS Regions are not available or have limitations in AWS GovCloud (US) Regions.

- Not supported in AWS GovCloud (US) Regions:
 - [Amazon Macie](#)
 - [Self-service reporting](#) - Patch and Backup daily reports are available. All other self-service reports are not available.

- [Enable AMS to use your own CloudTrail trail](#)
- [Cost optimization with AMS Resource Scheduler](#)
- [Customer-provided tags](#)
- [Amazon Route 53 DNS firewall event monitoring in Service Incident Response](#)
- [Trusted Remediator](#)
- [Amazon Route 53 Resolver DNS Firewall](#)
- [Monitoring and Incident Management for Amazon EKS](#)
- [AWS Config periodic recording for the AWS::EC2::Instance resource type](#)
- [Application aware incident notifications in AMS](#)
- Different in AWS GovCloud (US) Regions:
 - Outbound [Service notifications](#) are not sent to AWS account primary emails. Reports go to smaller, more targeted lists.
 - Accelerate [Compliance and conformance](#) is limited by the AWS Config managed rules available in your AWS Region.
- Differences in other AWS services. Some examples:
 - Not all [AWS Config in AWS GovCloud \(US\)](#) managed rules are available in all Regions. The [Developer Guide](#) lists all managed rules, and the applicable Regions for each rule.
 - GuardDuty: For information about the differences in AWS GovCloud (US) Regions, see [Amazon GuardDuty in AWS GovCloud \(US\)](#).

Documentation for AMS Accelerate

For information, see the [AMS Accelerate documentation](#).

Export-controlled content

For AWS Services architected within the AWS GovCloud (US) Regions, the following list explains how certain components of data may leave the AWS GovCloud (US) Regions in the normal course of the service offerings. The list can be used as a guide to help meet applicable customer compliance obligations. Data not included in the following list remains within the AWS GovCloud (US) Regions.

- Resource names
- Tags

- Communications between customers and AMS Accelerate, such as service requests and incident reports.

AWS Management Console for the AWS GovCloud (US) Region

The AWS Management Console is a graphical interface for accessing a wide range of AWS Cloud services and managing compute, storage, and other cloud resources. The console includes the Tag Editor tool for managing metadata that you add to your resources. You can then use those tags to create resource groups to manage your AWS resources collectively.

How AWS Management Console differs for AWS GovCloud (US)

- You access the [AWS GovCloud \(US\) console](#) by using a different URL than the standard AWS Management Console.
- You can only access the AWS GovCloud (US) console by using an IAM user name and password, not with the GovCloud account root user email address. You cannot enable an MFA device for your AWS GovCloud (US) account root user email, but can enable for IAM users. For information about the AWS GovCloud (US) differences in IAM, see [AWS Identity and Access Management](#).
- The console includes only the services that are available in AWS GovCloud (US) Regions. To see a list of the supported services, see [Services in the AWS GovCloud \(US\)](#).
- You are automatically signed out from the console after 4 hours.
- Due to the separate authentication stack for AWS GovCloud (US), the hardware MFA devices used with standard AWS Regions are not compatible with AWS GovCloud (US) accounts. AWS GovCloud (US) supports only MFA devices listed in the **Compatibility with AWS GovCloud (US)** table row on the [Multi-Factor Authentication](#) page.
- The console does not permit navigation to any Regions other than AWS GovCloud (US) Regions.
- You can sign in to the AWS GovCloud (US) console and the standard AWS Management Console concurrently.
- You cannot automatically create a support ticket from the AWS GovCloud (US) console.
- Resource Groups, Tag Editor, and AWS Console mobile app are not available.
- On the Console Navigation the following features are not available: Personal Health Dashboard (PHD) alerts, Language Selector, Feedback.
- Unified Search only supports service and feature searches.
- myApplications is unavailable.

- Multi-session support is unavailable.
- User Experience Customization is unavailable.

Export-controlled content

For AWS Services architected within the AWS GovCloud (US) Regions, the following list explains how certain components of data may leave the AWS GovCloud (US) Regions in the normal course of the service offerings. The list can be used as a guide to help meet applicable customer compliance obligations. Data not included in the following list remains within the AWS GovCloud (US) Regions.

- Your user name is not permitted to contain export-controlled data.
- All console data fields inherit the export restrictions for the specific service that is being accessed. See each service for details.

AWS Mainframe Modernization in AWS GovCloud (US)

AWS Mainframe Modernization helps you modernize your mainframe applications to AWS managed runtime environments. It provides tools and resources to help you plan and implement migration and modernization. You can analyze your existing mainframe applications, develop or update them using COBOL or PL/I, and implement an automated pipeline for continuous integration and continuous delivery (CI/CD) of the applications. You can choose between automated refactoring and replatforming patterns, depending on your clients' needs. If you are a consultant helping a client migrate their mainframe workloads, you can use AWS Mainframe Modernization tools for all phases of the migration and modernization journey, from initial planning to post-migration cloud operations.

You can use AWS Mainframe Modernization to help you efficiently create and manage the runtime environment on AWS for your mainframe applications, as well as to manage and monitor your modernized applications.

How AWS Mainframe Modernization differs for AWS GovCloud (US)

This service has no differences between AWS GovCloud (US) Regions and the standard AWS Regions.

Documentation for AWS Mainframe Modernization

[AWS Mainframe Modernization documentation.](#)

Export-controlled content

For AWS Services architected within the AWS GovCloud (US) Regions, the following list explains how certain components of data may leave the AWS GovCloud (US) Regions in the normal course of the service offerings. The list can be used as a guide to help meet applicable customer compliance obligations. Data not included in the following list remains within the AWS GovCloud (US) Regions.

- No data will leave the AWS GovCloud (US) Regions for this service.

AWS Marketplace in AWS GovCloud (US)

AWS Marketplace is an online store where you can buy or sell software that runs on Amazon Web Services (AWS).

How AWS Marketplace differs for AWS GovCloud (US)

- Full catalog of solutions is currently not available for use but we are actively working with AWS Marketplace sellers to offer their solutions.
- Currently, container products and Amazon Machine Learning products are not supported in AWS GovCloud (US).
- Launch from the AWS Marketplace website is not supported with your GovCloud AWS account. To launch from the AWS Marketplace website, you must use a commercial AWS account.
- Integration with Service Catalog is currently not available.
- To view AWS Marketplace products available for AWS GovCloud (US), select the us-gov-west-1 and/or us-gov-east-1 regions from the AWS Marketplace [All Products](#) view.

Documentation for AWS Marketplace

- [AWS Marketplace documentation.](#)

Export-controlled content

For AWS Services architected within the AWS GovCloud (US) Regions, the following list explains how certain components of data may leave the AWS GovCloud (US) Regions in the normal course of the service offerings. The list can be used as a guide to help meet applicable customer compliance obligations. Data not included in the following list remains within the AWS GovCloud (US) Regions.

- This service can generate metadata from customer-defined configurations. AWS suggests customers do not enter export-controlled information in console fields, descriptions, resource names, and tagging information.

AWS Modular Data Center in AWS GovCloud (US)

AWS MDC is currently available in AWS GovCloud (US-West) only.

AWS MDC is a simple and cost-effective service for defense and intelligence agencies to deploy AWS managed data centers anywhere in the world to run low-latency applications. AWS MDC is self-contained, which means that it's a physical, environmentally controlled enclosure that holds as many as five racks of AWS Outposts or AWS Snowball Edge devices. It can also be scaled further through deployment of additional modules. AWS MDC reduces the time and resources required to deploy data centers in remote environments with limited infrastructure. Customers can proactively monitor and manage their modular data centers using a management system that comes with every MDC. Each modular data center is equipped with Building Management System (BMS) sensors to monitor the environmental conditions of the MDC, including temperature, humidity, ventilation, HVAC performance, and power quality. The BMS also monitors safety systems, such as smoke detection, fire alarm, and the Access Control System (ACS) / Intrusion Detection System (IDS).

How AWS Modular Data Center differs for AWS GovCloud (US)

This service has no differences between AWS GovCloud (US) Regions and the standard AWS Regions.

Export-controlled content

For AWS Services architected within the AWS GovCloud (US) Regions, the following list explains how certain components of data may leave the AWS GovCloud (US) Regions in the normal

course of the service offerings. The list can be used as a guide to help meet applicable customer compliance obligations. Data not included in the following list remains within the AWS GovCloud (US) Regions.

- AWS suggests that customers do not enter export-controlled information in the AWS MDC order consultation form use case field.

AWS Network Firewall in AWS GovCloud (US)

AWS Network Firewall is a stateful, managed, network firewall and intrusion detection and prevention service for your virtual private cloud (VPC) that you created in Amazon Virtual Private Cloud (Amazon VPC).

How AWS Network Firewall differs for AWS GovCloud (US)

This service has no differences between the AWS GovCloud (US) Region and the standard AWS Regions.

Documentation for AWS Network Firewall

[AWS Network Firewall documentation.](#)

Export-controlled content

For AWS Services architected within the AWS GovCloud (US) Regions, the following list explains how certain components of data may leave the AWS GovCloud (US) Regions in the normal course of the service offerings. The list can be used as a guide to help meet applicable customer compliance obligations. Data not included in the following list remains within the AWS GovCloud (US) Regions.

- No data will leave the AWS GovCloud (US) Regions for this service.


AWS Organizations in AWS GovCloud (US)

AWS Organizations is an account management service that enables you to consolidate multiple AWS accounts into an organization that you create and centrally manage. AWS Organizations includes account management and consolidated billing capabilities that enable you to better meet the budgetary, security, and compliance needs of your business.

How AWS Organizations differs for AWS GovCloud (US)

- You must use AWS Organizations with all features enabled. The consolidated billing feature set is not available in this Region.
- You must meet the U.S. regulatory requirements as described in [Signing Up for AWS GovCloud \(US\)](#).
- Creating accounts from within AWS Organizations operates differently in the AWS GovCloud (US) Regions compared to commercial AWS Regions:
 - You start creating AWS GovCloud (US) accounts by calling the [CreateGovCloudAccount](#) action from the management account of the organization in the commercial Region. Calling account creation APIs from the AWS GovCloud (US) Regions is not supported.
 - When you call the [CreateGovCloudAccount](#) API action, you create two accounts: a standalone account in the AWS GovCloud (US) Regions, and an associated account in the commercial Region for billing and support purposes. The account in the commercial Region is automatically a member of the organization whose credentials made the request. Both accounts are associated with the same email address.
 - After creating the standalone account in the AWS GovCloud (US) Regions, you can invite it to an organization in the AWS GovCloud (US) Regions only.
 - Accounts created in other AWS Regions cannot be members of an organization in the AWS GovCloud (US) Regions.
- Organizations that you create in the AWS GovCloud (US) Regions are independent from organizations created in commercial AWS Regions.
- The [CreateGovCloudAccount](#) API action is not available from the AWS GovCloud (US) Regions.
- To sign in to the AWS Organizations console in the AWS GovCloud (US) Regions, you must be signed in from a AWS GovCloud (US) account.
- To learn what AWS services are currently available for trusted access with AWS Organizations, check the list in the AWS Organizations console from the AWS GovCloud (US) Regions.
- The following Organizations API operations work only when you specify the AWS GovCloud (US-West) Region:
 - [DeletePolicy](#)
 - [DisablePolicyType](#)
 - [EnablePolicyType](#)
 - Any operation that references the organization root, such as [ListRoots](#).

- Organization policies – You can use only the following policy types in an AWS GovCloud (US) organization:
 - [Service control policies](#)
 - [Resource control policies \(RCPs\)](#)
 - [Tag policies](#)

 **Note**

As a rule, you can create tag policies that reference only those resource types whose services are supported in the AWS GovCloud (US) Regions. However, you can use the following additional resource types in a tag policy even though the associated service is not yet supported in the AWS GovCloud (US) Regions:

- `chime:meeting`
- `codepipeline:pipeline`

Tag policy compliance reporting works only in the AWS GovCloud (US-West) Region.

The following tagging API operations work only when you specify the AWS GovCloud (US-West) Region:

- [DescribeReportCreation](#)
- [GetComplianceSummary](#)
- [GetResources](#)
- [StartReportCreation](#)
 - You can't create or use [backup policies](#), [chat application policies](#), or [AI services opt-out policies](#).

Creating Your Account

When you create accounts in the AWS GovCloud (US) Regions from AWS Organizations, an associated account in the commercial Region is automatically created for billing and support purposes. The account in the commercial Region and the account in the AWS GovCloud (US) Regions are linked. The account in the commercial Region is automatically a member of the

organization whose credentials made the request, but the account in the AWS GovCloud (US) Regions is a standalone account until you invite it to an organization in that same Region.

Before creating accounts in the AWS GovCloud (US) Regions from AWS Organizations, make sure that you meet specific U.S. regulatory requirements as described in [Signing Up for AWS GovCloud](#).

To create an account in the AWS GovCloud (US) Regions from AWS Organizations

1. From the management account of your organization in the commercial Region, sign in to the Organizations console at <https://console.aws.amazon.com/organizations>
2. From the Command Line Interface (CLI), Call the [CreateGovCloudAccount](#) API action.

Accounts and roles are created as follows

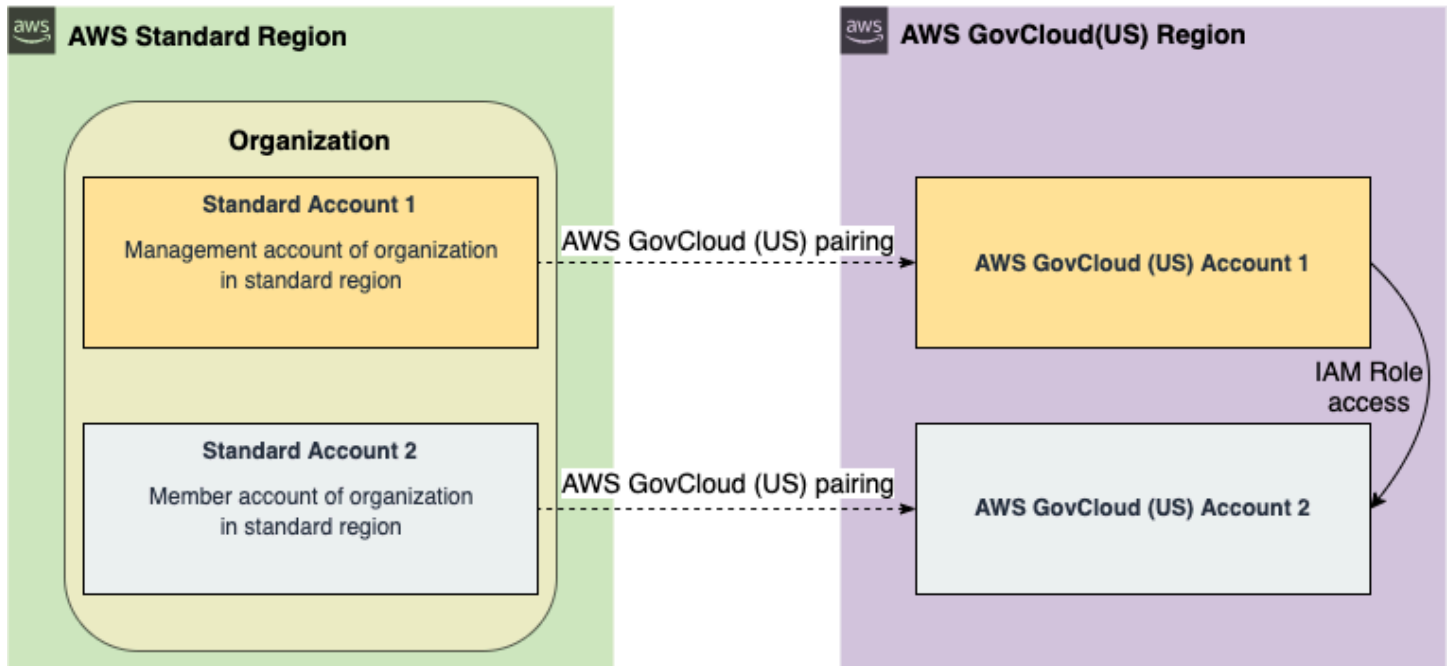
- An account is created in the commercial Region and it is automatically a member of the organization whose credentials made the request.
- A role is created in the new account in the commercial Region that the management account in this same Region can assume.
- The account in the AWS GovCloud (US) Regions is created and it links to the associated account that was created at the same time in the commercial Region.
- The account in the AWS GovCloud (US) Regions is a standalone account and is not yet a member of an organization.
- A role is created in the AWS GovCloud (US) account that the AWS GovCloud (US) account that is linked to the management account in the commercial Region can assume.

Inviting Accounts to an Organization

After creating a standalone account in the AWS GovCloud (US) Regions, you can invite it to organizations in the AWS GovCloud (US) Regions. You cannot invite accounts in the AWS GovCloud (US) Regions to organizations in other AWS Regions.

The following diagram explains account access works so that you can invite standalone accounts in the AWS GovCloud (US) Regions to an organization in the same Region.

Account Access



To invite an account in the AWS GovCloud (US) Regions to an Organization

1. From the AWS GovCloud (US) account that's associated with the management account of your organization in the commercial Region, assume the role of the AWS GovCloud (US) account you just created in the AWS GovCloud (US) Regions.

In the above example, start from AWS GovCloud (US) Account 1 and assume the role that was created in AWS GovCloud (US) Account 2.

2. Follow the procedure described in [Sending Invitations to AWS Accounts](#) in the [AWS Organizations User Guide](#) to invite the account in the AWS GovCloud (US) Regions to the organization.

To access the new account in the AWS GovCloud (US) Regions

1. Sign in to the GovCloud account that is mapped to your commercial organization's management account.
2. Assume the role into the newly-created AWS GovCloud (US) management account.

The role is automatically created when you create the account. By default, the role is named **OrganizationAccountAccessRole** but you can change it using the `RoleName` parameter when you call the `CreateGovCloudAccount` operation.

Documentation for AWS Organizations

[AWS Organizations documentation.](#)

Export-controlled content

For AWS Services architected within the AWS GovCloud (US) Regions, the following list explains how certain components of data may leave the AWS GovCloud (US) Regions in the normal course of the service offerings. The list can be used as a guide to help meet applicable customer compliance obligations. Data not included in the following list remains within the AWS GovCloud (US) Regions.

- This service can generate metadata from customer-defined configurations. AWS suggests customers do not enter export-controlled information in console fields, descriptions, resource names, and tagging information.

AWS Outposts in AWS GovCloud (US)

AWS Outposts is a fully managed service that extends AWS infrastructure, services, APIs, and tools to customer premises. By providing local access to AWS managed infrastructure, AWS Outposts enables customers to build and run applications on premises using the same programming interfaces as in AWS Regions, while using local compute and storage resources for lower latency and local data processing needs. Both AWS Outposts racks and servers are available in the AWS GovCloud (US) Region.

How AWS Outposts differs for AWS GovCloud (US)

- Application Load Balancer is not supported.
- Amazon RDS is not supported.
- Amazon EMR is not supported.
- ElastiCache is not supported.
- Route 53 resolver is not supported.

Documentation for AWS Outposts

[AWS Outposts documentation.](#)

Export-controlled content

For AWS Services architected within the AWS GovCloud (US) Regions, the following list explains how certain components of data may leave the AWS GovCloud (US) Regions in the normal course of the service offerings. The list can be used as a guide to help meet applicable customer compliance obligations. Data not included in the following list remains within the AWS GovCloud (US) Regions.

- AWS Outposts metadata is not permitted to contain export-controlled data. This metadata includes all configuration data that you enter when setting up and maintaining your topics.

For example, do not enter export-controlled data in the following fields:

- Outpost Name
- Outpost Description
- Site Address
- Site Name
- Site Description
- Site Notes

AWS ParallelCluster in AWS GovCloud (US)

AWS ParallelCluster is an AWS-supported open source cluster management tool that helps you to deploy and manage High Performance Computing (HPC) clusters in the AWS cloud. Built on the open source CfnCluster project, AWS ParallelCluster enables you to quickly build an HPC compute environment in AWS. It automatically sets up the required compute resources and shared filesystem. You can use AWS ParallelCluster with a variety of batch schedulers, such as AWS Batch, SGE, Torque, and Slurm. AWS ParallelCluster facilitates quick start proof of concept deployments and production deployments. You can also build higher level workflows, such as a genomics portal that automates an entire DNA sequencing workflow, on top of AWS ParallelCluster.

How AWS ParallelCluster differs for AWS GovCloud (US)

This service has no differences between AWS GovCloud (US) Regions and the standard AWS Regions.

Documentation for AWS ParallelCluster

[AWS ParallelCluster documentation.](#)

Export-controlled content

For AWS Services architected within the AWS GovCloud (US) Regions, the following list explains how certain components of data may leave the AWS GovCloud (US) Regions in the normal course of the service offerings. The list can be used as a guide to help meet applicable customer compliance obligations. Data not included in the following list remains within the AWS GovCloud (US) Regions.

- This service can generate metadata from customer-defined configurations. AWS suggests customers do not enter export-controlled information in console fields, descriptions, resource names, and tagging information.

AWS Parallel Computing Service (AWS PCS) in AWS GovCloud (US)

AWS Parallel Computing Service (AWS PCS) is a managed service that makes it easier to run and scale high performance computing (HPC) workloads, and build scientific and engineering models on AWS using Slurm. Use AWS PCS to build compute clusters that integrate best in class AWS compute, storage, networking, and visualization. Run simulations or build scientific and engineering models. Streamline and simplify your cluster operations using built-in management and observability capabilities. Empower your users to focus on research and innovation by enabling them to run their applications and jobs in a familiar environment.

How AWS PCS differs for AWS GovCloud (US)

- Accounting isn't supported.
- Amazon EC2 Capacity Blocks for ML aren't supported.

Documentation for AWS PCS

[AWS PCS documentation.](#)

Export-controlled content

For AWS Services architected within the AWS GovCloud (US) Regions, the following list explains how certain components of data may leave the AWS GovCloud (US) Regions in the normal course of the service offerings. The list can be used as a guide to help meet applicable customer compliance obligations. Data not included in the following list remains within the AWS GovCloud (US) Regions.

- No data will leave the AWS GovCloud (US) Regions for this service.

AWS Resilience Hub in AWS GovCloud (US)

AWS Resilience Hub gives you a central place to define, validate, and track the resiliency of your AWS application. AWS Resilience Hub helps you to protect your applications from disruptions, and reduce recovery costs to optimize business continuity to help meet compliance and regulatory requirements.

How AWS Resilience Hub differs for AWS GovCloud (US)

The following list details the differences for using this service in AWS GovCloud (US) Regions compared to other AWS Regions:

- The assessment summary generated by large language models (LLMs) on Amazon Bedrock is not supported, therefore, the following API attributes are not supported in the AWS GovCloud (US) Regions:
 - `AssessmentRiskRecommendation`
 - `AssessmentSummary`
- When you are using AWS Resilience Hub from AWS GovCloud (US) Regions, you can't import resources that are located in non-AWS GovCloud (US) Regions.
- When you are using AWS Resilience Hub from AWS standard Regions, you can't import resources that are located in AWS GovCloud (US) Regions.

Documentation for AWS Resilience Hub

- [AWS Resilience Hub User Guide](#).
- [AWS Resilience Hub API Guide](#).

AWS Resource Access Manager in AWS GovCloud (US)

AWS Resource Access Manager (RAM) is a service that enables you to easily and securely share AWS resources with any AWS account or within your AWS Organization. You can share AWS Transit Gateways, Subnets, AWS License Manager configurations, and Amazon Route 53 Resolver rules resources with RAM. Many organizations use multiple accounts to create administrative or billing isolation, and to limit the impact of errors. RAM eliminates the need to create duplicate resources in multiple accounts, reducing the operational overhead of managing those resources in every single account you own. You can create resources centrally in a multi-account environment, and use RAM to share those resources across accounts in three simple steps: create a Resource Share, specify resources, and specify accounts. RAM is available to you at no additional charge.

How AWS Resource Access Manager differs for AWS GovCloud (US)

- Sharing of Amazon Aurora DB clusters is not supported in AWS GovCloud (US) Regions.
- Sharing of AWS CodeBuild projects is not supported in AWS GovCloud (US) Regions.
- Sharing AWS CodeBuild Report groups is not supported in AWS GovCloud (US) Regions.
- Sharing of AWS App Mesh Meshes is not supported in AWS GovCloud (US) Regions.

Documentation for AWS Resource Access Manager

[AWS Resource Access Manager documentation](#).

Export-controlled content

For AWS Services architected within the AWS GovCloud (US) Regions, the following list explains how certain components of data may leave the AWS GovCloud (US) Regions in the normal course of the service offerings. The list can be used as a guide to help meet applicable customer compliance obligations. Data not included in the following list remains within the AWS GovCloud (US) Regions.

- Resource Share name cannot contain export-controlled data.

AWS Resource Groups in AWS GovCloud (US)

In AWS, a resource is an entity that you can work with. Examples include an Amazon EC2 instance, an AWS CloudFormation stack, or an Amazon S3 bucket. If you work with multiple resources, you might find it useful to manage them as a group rather than move from one AWS service to another for each task. AWS Resource Groups make it easier to manage and automate tasks on large numbers of resources at one time. You can use resource groups to organize your AWS resources. A resource group is a collection of AWS resources that are all in the same AWS region, and that match criteria provided in a query. In Resource Groups, there are two types of queries on which you can build a group: tag-based and AWS CloudFormation stack-based queries. Resource Groups feature permissions are at the account level. In Resource Groups, the only available resource is a group. Groups have unique Amazon Resource Names (ARNs) associated with them.

How AWS Resource Groups differs for AWS GovCloud (US)

The following list details the differences for using this service in the AWS GovCloud (US-West) Region compared to other AWS Regions:

- [Group lifecycle events](#) are not supported.

Documentation for AWS Resource Groups

[AWS Resource Groups documentation.](#)

Export-controlled content

For AWS Services architected within the AWS GovCloud (US) Regions, the following list explains how certain components of data may leave the AWS GovCloud (US) Regions in the normal course of the service offerings. The list can be used as a guide to help meet applicable customer compliance obligations. Data not included in the following list remains within the AWS GovCloud (US) Regions.

- Name

AWS SDK for SAP ABAP in AWS GovCloud (US)

AWS SDK for SAP ABAP provides an interface to the services offered by AWS in the ABAP language. Using the SDK, you can implement ABAP BADIs, reports, transactions, OData services, and other ABAP artifacts on AWS services.

How AWS SDK for SAP ABAP differs for AWS GovCloud (US)

This service has no differences between AWS GovCloud (US) Regions and the standard AWS Regions.

Documentation for AWS SDK for SAP ABAP

[AWS SDK for SAP ABAP documentation.](#)

Export-controlled content

For AWS Services architected within the AWS GovCloud (US) Regions, the following list explains how certain components of data may leave the AWS GovCloud (US) Regions in the normal course of the service offerings. The list can be used as a guide to help meet applicable customer compliance obligations. Data not included in the following list remains within the AWS GovCloud (US) Regions.

- No data will leave the AWS GovCloud (US) Regions for AWS SDK for SAP ABAP.
- The services used with the SDK can handle the export-controlled content differently. For more information, see [Services in AWS GovCloud \(US\) Regions](#).

AWS Secrets Manager in AWS GovCloud (US)

AWS Secrets Manager helps you protect secrets needed to access your applications, services, and IT resources. The service enables you to easily rotate, manage, and retrieve database credentials, API keys, and other secrets throughout their lifecycle. Users and applications retrieve secrets with a call to Secrets Manager APIs, eliminating the need to hardcode sensitive information in plain text. Secrets Manager offers secret rotation with built-in integration for Amazon RDS, Amazon Redshift, and Amazon DocumentDB. Also, the service is extensible to other types of secrets, including API keys and OAuth tokens. In addition, Secrets Manager enables you to control access to secrets using fine-grained permissions and audit secret rotation centrally for resources in the AWS Cloud, third-party services, and on-premises.

How AWS Secrets Manager differs for AWS GovCloud (US)

- Managed External Secrets are not supported.

Documentation for AWS Secrets Manager

[AWS Secrets Manager documentation.](#)

Export-controlled content

For AWS Services architected within the AWS GovCloud (US) Regions, the following list explains how certain components of data may leave the AWS GovCloud (US) Regions in the normal course of the service offerings. The list can be used as a guide to help meet applicable customer compliance obligations. Data not included in the following list remains within the AWS GovCloud (US) Regions.

- This service can generate metadata from customer-defined configurations. AWS suggests customers do not enter export-controlled information in console fields, descriptions, resource names, and tagging information.

AWS Security Hub in AWS GovCloud (US)

AWS Security Hub is a unified cloud security solution that prioritizes your critical security issues and helps you respond at scale. Security Hub detects security issues by automatically correlating and enriching security signals from multiple sources, such as posture management (AWS Security Hub CSPM), vulnerability management (Amazon Inspector), sensitive data (AWS Macie), and threat detection (Amazon GuardDuty). This enables security teams to prioritize active risks in their cloud environments through automated analyses and contextual insights. Through intuitive visualizations, Security Hub transforms complex security signals into actionable insights, which enables you to make informed decisions about your security quickly. Security Hub also includes automated response workflows to help you remediate risks, improve team productivity, and minimize operational disruptions.

How Security Hub differs for AWS GovCloud (US)

Integrations

Integrations with third-party products are not supported in the AWS GovCloud (US) Region. For more information about integrations in other AWS Regions, see [Integrations with AWS services and third-party products](#) in the *AWS Security Hub User Guide*.

Automation Rules

Automation rules for integrations are not supported in the AWS GovCloud (US) Region. Automation rules allow you to automatically update finding fields based on specified criteria. For more information about automation rules in other AWS Regions, see [Automating response and remediation](#) in the *Security Hub User Guide*.

Cost Estimator

The Security Hub cost estimator is not available in the AWS GovCloud (US) Region. The cost estimator is a console feature that provides cost estimates for security capabilities across your AWS environment, comparing individual service pricing (GuardDuty, Amazon Inspector, Security Hub CSPM) against Security Hub's simplified pricing plans. It uses AWS Cost Explorer data to auto-populate usage information for management, delegated administrator, member, and standalone accounts. For more information about the cost estimator in other AWS Regions, see *Cost estimator* in the *AWS Security Hub} User Guide*.

Security Hub Extended Plan

The Security Hub Extended plan is not available in the AWS GovCloud (US) Region. The Extended plan enables customers to protect their enterprise estate across cloud, endpoint, network, identity, data, email, and browser through an integrated security operations experience centered in Security Hub. With the Extended plan, customers can subscribe to partner solutions with flexible pay-as-you-go pricing through AWS Marketplace, with no upfront investments or long-term commitments required.

AWS Security Hub CSPM and Amazon Inspector

Security Hub leverages findings from AWS Security Hub CSPM (Cloud Security Posture Management) and Amazon Inspector. For information about the availability of these features in AWS GovCloud (US) Region, see the following:

- **AWS Security Hub CSPM** - For information about AWS Security Hub CSPM feature differences in AWS GovCloud (US) Region, including controls, see [AWS Security Hub CSPM in AWS GovCloud \(US\)](#) in the *AWS GovCloud (US) User Guide*.

- **Amazon Inspector** - For information about Amazon Inspector feature differences in AWS GovCloud (US) Region, see [Amazon Inspector in AWS GovCloud \(US\)](#) in the *AWS GovCloud (US) User Guide*.

Documentation for Security Hub

[AWS Security Hub documentation](#).

Export-controlled content

For AWS Services architected within the AWS GovCloud (US) Regions, the following list explains how certain components of data may leave the AWS GovCloud (US) Regions in the normal course of the service offerings. The list can be used as a guide to help meet applicable customer compliance obligations. Data not included in the following list remains within the AWS GovCloud (US) Regions.

- No data will leave the AWS GovCloud (US) Regions for this service.

AWS Security Hub CSPM in AWS GovCloud (US)

AWS Security Hub CSPM provides you with a comprehensive view of your security state in AWS and helps you check your environment against security industry standards and best practices. Security Hub collects security data from across AWS accounts, services, and supported third-party partner products and helps you analyze your security trends and identify the highest priority security issues.

How Security Hub CSPM differs for AWS GovCloud (US)

Product integrations

Not all [integrations with AWS Services and third-party partners](#) are available in the AWS GovCloud (US) Region.

For a list of the supported integrations in the AWS GovCloud (US) Region, see [Integrations that are supported in AWS GovCloud \(US-East\) and AWS GovCloud \(US-West\)](#).

Controls

Not all security controls are supported in the AWS GovCloud (US) Region. For details, see the following lists in the *AWS Security Hub CSPM User Guide*.

- [Controls that are not supported in AWS GovCloud \(US-East\)](#)
- [Controls that are not supported in AWS GovCloud \(US-West\)](#)

Cross-Region aggregation

[Cross-Region aggregation](#) is supported with limitations in AWS GovCloud (US). In AWS GovCloud (US), cross-Region aggregation is supported only for findings, finding updates, and insights across AWS GovCloud (US). Specifically, you can only aggregate findings, finding updates, and insights between AWS GovCloud (US-East) and AWS GovCloud (US-West).

Documentation for Security Hub CSPM

[AWS Security Hub CSPM documentation](#).

Export-controlled content

For AWS Services architected within the AWS GovCloud (US) Regions, the following list explains how certain components of data may leave the AWS GovCloud (US) Regions in the normal course of the service offerings. The list can be used as a guide to help meet applicable customer compliance obligations. Data not included in the following list remains within the AWS GovCloud (US) Regions.

This service can generate metadata from customer-defined configurations. AWS suggests customers do not enter export-controlled information in console fields, descriptions, resource names, and tagging information.

Service Catalog in AWS GovCloud (US)

AWS Service Catalog allows organizations to create and manage catalogs of IT services that are approved for use on AWS. These IT services can include everything from virtual machine images, servers, software, and databases to complete multi-tier application architectures. AWS Service Catalog allows you to centrally manage commonly deployed IT services, and helps you achieve consistent governance and meet your compliance requirements, while enabling users to quickly deploy only the approved IT services they need.

How Service Catalog differs for AWS GovCloud (US)

- In AWS GovCloud (US) Copy Product is only supported within AWS GovCloud (US) Regions in the GovCloud partition.
- Stack Sets are not currently supported in AWS GovCloud (US) Regions.

Documentation for Service Catalog

[AWS Service Catalog documentation.](#)

Export-controlled content

For AWS Services architected within the AWS GovCloud (US) Regions, the following list explains how certain components of data may leave the AWS GovCloud (US) Regions in the normal course of the service offerings. The list can be used as a guide to help meet applicable customer compliance obligations. Data not included in the following list remains within the AWS GovCloud (US) Regions.

- No export-controlled data may be entered, stored, or processed by AWS Service Catalog. For example, AWS Service Catalog metadata is not permitted to contain export-controlled data. This metadata includes all the configuration data that you enter when creating and maintaining your Products, Actions, and Tag Options.

AWS Serverless Application Repository in AWS GovCloud (US)

The AWS Serverless Application Repository is a managed repository for serverless applications. It enables teams, organizations, and individual developers to find, deploy, publish, share, store, and easily assemble serverless architectures.

How AWS Serverless Application Repository differs for AWS GovCloud (US)

- Applications that are publicly shared in other AWS Regions are not automatically available in AWS GovCloud (US) Regions. To make applications available in AWS GovCloud (US) Regions, you must publish and share them independently of other AWS Regions.

Documentation for AWS Serverless Application Repository

[AWS Serverless Application Repository documentation.](#)

Export-controlled content

For AWS Services architected within the AWS GovCloud (US) Regions, the following list explains how certain components of data may leave the AWS GovCloud (US) Regions in the normal course of the service offerings. The list can be used as a guide to help meet applicable customer compliance obligations. Data not included in the following list remains within the AWS GovCloud (US) Regions.

- This service can generate metadata from customer-defined configurations. AWS suggests customers do not enter export-controlled information in console fields, descriptions, resource names, and tagging information.

AWS Server Migration Service in AWS GovCloud (US)

Important

Product update

On March 31, 2022, AWS discontinued AWS Server Migration Service (AWS SMS). We recommend [AWS Application Migration Service](#) as the primary migration service for lift-and-shift migrations in AWS GovCloud (US).

AWS Server Migration Service (AWS SMS) combines data collection tools with automated server replication to speed the migration of on-premises servers to AWS.

To use the Server Migration Connector with AWS GovCloud (US) Regions, follow these steps on your Server Migration Connector VM. The following procedure permanently converts your connector virtual appliance to an AWS GovCloud (US) connector.

1. Install the Server Migration Connector as described in [Getting Started with AWS Server Migration Service](#).
2. Open the connector's virtual machine console and log in as `ec2-user` with the password `ec2pass`. Supply a new password if prompted.

3. Run the following command:

```
sudo enable-govcloud
```

4. In a web browser, access the connector VM at its IP address (`https://ip-address-of-connector/`).

In the setup wizard, under **AWS Region**, the AWS GovCloud (US) Regions should now be the Regions listed.

How AWS Server Migration Service differs for AWS GovCloud (US)

This service has no differences between the AWS GovCloud (US) and the standard AWS Regions.

Documentation for AWS Server Migration Service

[AWS SMS User Guide](#).

Export-controlled content

For AWS Services architected within the AWS GovCloud (US) Regions, the following list explains how certain components of data may leave the AWS GovCloud (US) Regions in the normal course of the service offerings. The list can be used as a guide to help meet applicable customer compliance obligations. Data not included in the following list remains within the AWS GovCloud (US) Regions.

- Virtual machine metadata is not permitted to contain export-controlled data. For example, text displayed outside of a virtual machine console in vSphere Client, SCVMM, or Hyper-V Manager is not permitted to contain export-controlled data.
- Do not enter export-controlled data in the following fields:
 - VM names or paths
 - Virtual machine disk file paths
 - IP addresses or host names of VMs, ESXi hosts, vCenter, Hyper-V hosts, or SCVMM
 - User name of any service account or Active Directory user created for Service Migration Connector to log into vCenter, SCVMM, or Hyper-V
- Do not enter export-controlled data into the root or boot partition of any virtual machine being imported using the AWS Server Migration Service

AWS Signer in AWS GovCloud (US)

AWS Signer is a fully managed code-signing service to ensure the trust and integrity of your code. Organizations validate code against a digital signature to confirm that the code is unaltered and from a trusted publisher. With AWS Signer, your security administrators have a single place to define your signing environment, including what AWS Identity and Access Management (IAM) role can sign code and in what Regions. AWS Signer manages the code-signing certificate's public and private keys, and enables central management of the code-signing lifecycle. Integration with [AWS CloudTrail](#) helps you track who is generating code signatures and to meet your compliance requirements.

How AWS Signer differs for AWS GovCloud (US)

The following differences exist between AWS Signer in AWS GovCloud (US) and standard regions:

- AWS Signer only supports the container image signing feature (platform id: Notation-OCI-SHA384-ECDSA) and Lambda Zip signing feature (platform id: AWSLambda-SHA384-ECDSA) with AWS Signer APIs, the AWS CLI, and the console.
- AWS Signer automatically uses the GovCloud partition specific root certificate when signing.
- Signature revocation is only valid within the same AWS partition that an artifact was signed in. The [GetRevocationStatus API](#) will not return the revocation information for any signatures or profiles that were revoked in other partitions.
- If you're signing container images, you must complete the following steps:
 - a. You must use the AWS GovCloud specific root certificate when verifying container images signed in the GovCloud Region. You can install the GovCloud root certificate either using the AWS Signer plugin for Notation, which includes the GovCloud root certificate, or by directly downloading the [GovCloud root certificate](#). For more information, see [Prerequisites for signing container images](#).
 - b. In your trust policy, you must set `signingAuthority` to `aws-us-gov-signer-ts`. For example:

```
{
  "version": "1.0",
  "trustPolicies": [
    {
      "name": "aws-signer-tp",
      "registryScopes": [
```

```
        "*"
      ],
      "signatureVerification":{
        "level":"strict"
      },
      "trustStores":[
        "signingAuthority:aws-us-gov-signer-ts"
      ],
      "trustedIdentities":[
        "arn:aws:signer:region:111122223333:/signing-profiles/
ecr_signing_profile",
        "arn:aws:signer:region:111122223333:/signing-profiles/
ecr_signing_profile2"
      ]
    }
  ]
}
```

For more information about setting up trust policies for image verification, see [Verify an image locally after signing](#).

Documentation for AWS Signer

[AWS Signer documentation](#).

Export-controlled content

For AWS Services architected within the AWS GovCloud (US) Regions, the following list explains how certain components of data may leave the AWS GovCloud (US) Regions in the normal course of the service offerings. The list can be used as a guide to help meet applicable customer compliance obligations. Data not included in the following list remains within the AWS GovCloud (US) Regions.

- This service can generate metadata from customer-defined configurations. AWS suggests customers do not enter export-controlled information in console fields, descriptions, resource names, and tagging information.

AWS SimSpace Weaver in AWS GovCloud (US)

AWS SimSpace Weaver is a service that you can use to build and run large-scale spatial simulations in the AWS Cloud. For example, you can create crowd simulations, large real-world environments, and immersive and interactive experiences.

With SimSpace Weaver, you can distribute simulation workloads across multiple Amazon Elastic Compute Cloud (Amazon EC2) instances. SimSpace Weaver deploys the underlying AWS infrastructure for you, and handles the simulation data management and network communication between the Amazon EC2 instances running your simulation.

How AWS SimSpace Weaver differs for AWS GovCloud (US)

This service has no differences between AWS GovCloud (US) Regions and the standard AWS Regions.

Documentation for AWS SimSpace Weaver

[SimSpace Weaver documentation.](#)

Export-controlled content

For AWS Services architected within the AWS GovCloud (US) Regions, the following list explains how certain components of data may leave the AWS GovCloud (US) Regions in the normal course of the service offerings. The list can be used as a guide to help meet applicable customer compliance obligations. Data not included in the following list remains within the AWS GovCloud (US) Regions.

- Simulation name
- Log destination resource name
- Domain name
- Schema file path
- App binary name
- App binary file path
- Resource tags

AWS Site-to-Site VPN in AWS GovCloud (US)

AWS Site-to-Site VPN enables you to securely connect your on-premises network or branch office site to your Amazon Virtual Private Cloud (Amazon VPC).

How Site-to-Site VPN differs for AWS GovCloud (US)

- AWS Site-to-Site VPN integration with Global Accelerator (Accelerated VPN Connections) is not available in the AWS GovCloud (US) Region.
- The AWS Site-to-Site VPN endpoints in AWS GovCloud (US) operate using FIPS 140-3 validated cryptographic modules. Correspondingly, VPN connections created in GovCloud require a different set of algorithms to establish a tunnel. For more information about FIPS 140-3, see "Cryptographic Module Validation Program" on the NIST Computer Security Resource Center website.
- Use SSL (HTTPS) when you make calls to the service in the AWS GovCloud (US) Region. In other AWS Regions, you can use HTTP or HTTPS..

Documentation for AWS Site-to-Site VPN

[Site-to-Site VPN documentation.](#)

Export-controlled content

For AWS Services architected within the AWS GovCloud (US) Regions, the following list explains how certain components of data may leave the AWS GovCloud (US) Regions in the normal course of the service offerings. The list can be used as a guide to help meet applicable customer compliance obligations. Data not included in the following list remains within the AWS GovCloud (US) Regions.

- AWS Site-to-Site VPN metadata is not permitted to contain export-controlled data. This metadata includes all of the configuration data that you enter when setting up and maintaining your Site-to-Site VPNs.

For example, do not enter export-controlled data into user input fields such as the following:

- Display Name
- Topic Policy
- Topic Delivery Policy

- Topic ARN
- Endpoint

AWS Snow Family in AWS GovCloud (US)

AWS Snow Family is a service for customers who want to transport terabytes or petabytes of data to and from AWS, or who want to access the storage and compute power of the AWS Cloud locally and cost effectively in places where connecting to the internet might not be an option.

How AWS Snow Family differs for AWS GovCloud (US)

- Users can only select AWS GovCloud (US) Regions as the import or export destination Region. The AWS GovCloud (US) Region selection is available only when signed in to AWS GovCloud (US).
- AWS Snowball Edge Device Management service is not available.
- AWS Snow Family Large Data Migration Manager is not available.
- Amazon EKS Anywhere on Snow is not available.

Documentation for AWS Snow Family

[AWS Snow Family documentation.](#)

Export-controlled content

For AWS Services architected within the AWS GovCloud (US) Regions, the following list explains how certain components of data may leave the AWS GovCloud (US) Regions in the normal course of the service offerings. The list can be used as a guide to help meet applicable customer compliance obligations. Data not included in the following list remains within the AWS GovCloud (US) Regions.

- Snow Family metadata is not permitted to contain export-controlled data. This includes the naming and configuration data that you enter when creating and managing your Snow Family import or export job. For example, do not enter export-controlled data into user input fields describing your job, such as import job name, Amazon S3 bucket name, or Amazon SNS topic name. Snow Family generated metadata will not contain export-controlled data.

AWS Step Functions in AWS GovCloud (US)

AWS Step Functions makes it easy to coordinate the components of distributed applications as a series of steps in a visual workflow. You can quickly build and run state machines to execute the steps of your application in a reliable and scalable fashion.

How AWS Step Functions differs for AWS GovCloud (US)

- US Commercial Regions supports FIPS and Non-FIPS endpoints.
- US GovCloud East supports FIPS and Non-FIPS endpoints.
- US GovCloud West only supports FIPS endpoints.
- US Commercial Regions only supports AWS PrivateLink for Non-FIPS endpoints.
- US GovCloud East Region only supports AWS PrivateLink for FIPS endpoints.
- US GovCloud West Region only supports AWS PrivateLink for FIPS endpoints.
- Support to call HTTPS APIs is not available.

Documentation for AWS Step Functions

[AWS Step Functions documentation.](#)

Export-controlled content

For AWS Services architected within the AWS GovCloud (US) Regions, the following list explains how certain components of data may leave the AWS GovCloud (US) Regions in the normal course of the service offerings. The list can be used as a guide to help meet applicable customer compliance obligations. Data not included in the following list remains within the AWS GovCloud (US) Regions.

- No data will leave the AWS GovCloud (US) Regions for this service.

AWS Storage Gateway in AWS GovCloud (US)

AWS Storage Gateway is a service that connects an on-premises software appliance with cloud-based storage to provide seamless and secure integration between your on-premises IT environment and the AWS storage infrastructure in the cloud.

How AWS Storage Gateway differs for AWS GovCloud (US)

- A file gateway created inside AWS GovCloud (US) cannot connect to a bucket outside of the AWS GovCloud (US) Regions.
- A file gateway created outside of AWS GovCloud (US) cannot connect to a bucket inside AWS GovCloud (US).
- TLS-enabled endpoints are available.
- [AWS Storage Gateway Hardware Appliance](#) is not supported for use with the AWS Storage Gateway service running in the AWS GovCloud (US) Region.

Documentation for AWS Storage Gateway

[AWS Storage Gateway documentation.](#)

Export-controlled content

For AWS Services architected within the AWS GovCloud (US) Regions, the following list explains how certain components of data may leave the AWS GovCloud (US) Regions in the normal course of the service offerings. The list can be used as a guide to help meet applicable customer compliance obligations. Data not included in the following list remains within the AWS GovCloud (US) Regions.

- AWS Storage Gateway metadata is not permitted to contain export-controlled data. This metadata includes all configuration data that you enter when creating and maintaining your gateway in AWS Storage Gateway, including but not limited to:
 - Storage Gateway name
 - Tape barcode
 - The name of the iSCSI initiator configured for CHAP

Do not enter export-controlled data into the following console fields:

- Resource tag: Key
- Resource tag: Value

AWS Storage Gateway AMI Information

The following table lists the available AWS Storage Gateway AMIs in the AWS GovCloud (US) Regions.

Gateway Type	AMI ID
File Gateway	ami-0b5d2a6a us-gov-west-1

AWS Support

AWS Support offers a range of support plans that provide access to tools and technical help to support the success and operational health of your AWS solutions. For more information, see [Signing Up for AWS GovCloud \(US\)AWS Support](#).

To create a new case, sign in to the AWS GovCloud (US) Region [Support Center](#) with your AWS GovCloud (US) credentials.

Important

Do not enter any export-controlled data in your support cases.

How AWS Support differs for AWS GovCloud (US)

- [AWS Trusted Advisor](#) is available in AWS GovCloud (US), but some AWS Trusted Advisor checks and features are not available.
- The Service Health Dashboard for the AWS GovCloud (US) Region can be found at <http://status.aws.amazon.com/govcloud>.
- The AWS GovCloud (US) Regions do not have a dedicated forum area.
- The endpoint to access AWS Support is <https://support.us-gov-west-1.amazonaws.com>.
- AWS Partner-Led Support is available in all AWS Regions however Diagnostic Tools and case management are not available in AWS GovCloud (US) Regions.
- Changing the severity level of existing support cases isn't supported.

Documentation for AWS Support

See the following topics:

- [AWS Support User Guide](#)
- [AWS Support API Reference](#)

Export-controlled content

For AWS Services architected within the AWS GovCloud (US) Regions, the following list explains how certain components of data may leave the AWS GovCloud (US) Regions in the normal course of the service offerings. The list can be used as a guide to help meet applicable customer compliance obligations. Data not included in the following list remains within the AWS GovCloud (US) Regions.

- Support engineers in the AWS Region (aws partition) can access support cases from the AWS GovCloud (US) Region.
- Do not enter any export-controlled data in your support cases.

AWS Systems Manager in AWS GovCloud (US)

Use AWS Systems Manager to organize, monitor, and automate management tasks on your AWS resources.

How AWS Systems Manager differs for AWS GovCloud (US)

The implementation of Systems Manager is different for the AWS GovCloud (US) Regions in the following ways:

- The following Systems Manager capabilities are not yet available for the AWS GovCloud (US) Regions:
 - Change Manager
 - Incident Manager
- The following Systems Manager features are not yet available for the AWS GovCloud (US) Regions:
 - In the [Distributor](#) tool, third-party packages are not available.

- In the [Application Manager](#) tool, integration with AWS Cost Explorer functionality is not available.
- In the [Explorer](#) tool, delegated administrator support for Explorer is not available.
- In the [OpsCenter](#) tool, [markdown support](#) is not available in the **OpsItem** description field in the console.
- In the [Patch Manager](#) tool, support for Quick Setup patch policy configurations is not available.
- In the [Quick Setup](#) tool, support for AWS Organizations is not available.
- In the [State Manager](#) tool, support for viewing association histories is not available.
- Amazon Elastic Compute Cloud resource scheduling is not available.

Other differences:

- Some Automation runbooks and SSM Command documents are not available for the AWS GovCloud (US) Regions.
- SSM Agent for AWS GovCloud (US) can be downloaded from the following locations:

```
https://amazon-ssm-us-gov-east-1.s3.us-gov-east-1.amazonaws.com/latest/windows_amd64/AmazonSSMAgentSetup.exe
```

```
https://amazon-ssm-us-gov-west-1.s3.us-gov-west-1.amazonaws.com/latest/windows_amd64/AmazonSSMAgentSetup.exe
```

Documentation for AWS Systems Manager

[AWS Systems Manager documentation.](#)

Export-controlled content

For AWS Services architected within the AWS GovCloud (US) Regions, the following list explains how certain components of data may leave the AWS GovCloud (US) Regions in the normal course of the service offerings. The list can be used as a guide to help meet applicable customer compliance obligations. Data not included in the following list remains within the AWS GovCloud (US) Regions.

- The following AWS Systems Manager metadata fields are not permitted to contain export-controlled data:
 - Document names
 - Parameter Store parameter names
 - Patch group names (that is, the value of the Patch Group tag)

AWS Transfer Family in AWS GovCloud (US)

AWS Transfer Family is a secure transfer service that enables you to transfer files into and out of Amazon Simple Storage Service (Amazon S3) and Amazon Elastic File System (Amazon EFS) file systems over the following protocols:

- Secure Shell (SSH) File Transfer Protocol (SFTP) (AWS Transfer for SFTP).
- File Transfer Protocol Secure (FTPS) (AWS Transfer for FTPS).
- File Transfer Protocol (FTP) (AWS Transfer for FTP).
- Applicability Statement 2 (AS2).

How AWS Transfer Family differs for AWS GovCloud (US)

- PUBLIC and VPC_ENDPOINT endpoint types are not supported. Only VPC endpoint type is supported, for both internal and internet facing access. For more information, see [Creating a server in a virtual private cloud](#) in the *AWS Transfer Family User Guide*.
- If you are providing your end users access to your endpoint using a custom hostname, you need to map your endpoint's IP addresses to the custom domain using Amazon Route 53 or any DNS provider. If you use a hostname registered with Route 53, there are some DNS limitations. For more information about using Route 53 for GovCloud endpoints, see [Setting Up Amazon Route 53 with Your AWS GovCloud \(US\) Resources](#).
- For Transfer Family web apps, you can enable FIPS during configuration. To do so, select the **FIPS Enabled endpoint** checkbox on the **Configure web app** screen.

Documentation for AWS Transfer Family

[AWS Transfer Family documentation](#).

Export-controlled content

For AWS Services architected within the AWS GovCloud (US) Regions, the following list explains how certain components of data may leave the AWS GovCloud (US) Regions in the normal course of the service offerings. The list can be used as a guide to help meet applicable customer compliance obligations. Data not included in the following list remains within the AWS GovCloud (US) Regions.

- AWS Transfer Family metadata is not permitted to contain export-controlled data.

AWS Trusted Advisor in AWS GovCloud (US)

An online resource to help you reduce cost, increase performance, and improve security by optimizing your AWS environment, Trusted Advisor provides real time guidance to help you provision your resources following AWS best practices.

How AWS Trusted Advisor Differs for AWS GovCloud (US)

- Email notifications for Trusted Advisor check summaries aren't supported in the AWS GovCloud (US) Regions.
- The organizational view feature is currently not supported in the AWS GovCloud (US) Regions.
- For a list of supported checks in the AWS GovCloud (US) Regions, see [Supported Trusted Advisor checks](#). You can also sign in to the [Trusted Advisor console](#).
- Email notifications for Trusted Advisor Priority recommendation summaries aren't supported in the AWS GovCloud (US) Regions.
- Not all checks are automatically refreshed. For checks not automatically refreshed, customers can manually refresh via the Console or API.

Supported Trusted Advisor checks

The following tables list the Trusted Advisor checks that are available in the AWS GovCloud (US) Regions and the required support level.

Cost optimization

The following table lists the Trusted Advisor checks for cost optimization that are available in the AWS GovCloud (US) Regions.

Check	Support level
Amazon EC2 Instances Stopped	Business and Enterprise
Amazon ECR Repository Without Lifecycle Policy Configured	Business and Enterprise
AWS Account Not Part of AWS Organizations	Business and Enterprise
Amazon RDS Idle DB Instances	Business and Enterprise
Amazon S3 Bucket Lifecycle Policy Configured	Business and Enterprise
Amazon S3 version enabled buckets without lifecycle policies configured	Business and Enterprise
Idle Load Balancers	Business and Enterprise
Low Utilization Amazon EC2 Instances	Business and Enterprise
Unassociated Elastic IP Addresses	Business and Enterprise
Underutilized Amazon EBS Volumes	Business and Enterprise

Fault tolerance

The following table lists the Trusted Advisor checks for fault tolerance that are available in the AWS GovCloud (US) Regions.

Check	Support level
Amazon Aurora DB Instance Accessibility	Business and Enterprise
Amazon DynamoDB Table Not Included in Backup Plan	Business and Enterprise
Amazon EBS Not Included in AWS Backup Plan	Business and Enterprise
Amazon EBS Snapshots	Business and Enterprise

Check	Support level
Amazon EC2 Auto Scaling Group does not have ELB Health check Enabled	Business and Enterprise
Amazon EC2 Availability Zone Balance	Business and Enterprise
Amazon EC2 Detailed Monitoring Not Enabled	Business and Enterprise
Amazon ECS service using a single AZ	Business and Enterprise
Amazon ECS Multi-AZ placement strategy	Business and Enterprise
Amazon ElastiCache Multi-AZ Clusters	Business and Enterprise
Amazon ElastiCache Redis clusters Automatic Backup	Business and Enterprise
AWS Lambda Functions without a dead-letter queue configured	Business and Enterprise
Amazon MemoryDB Multi-AZ Clusters	Business and Enterprise
Amazon Redshift cluster automated snapshots	Business and Enterprise
Amazon RDS not in AWS Backup Plan	Business and Enterprise
Amazon RDS Backups	Business and Enterprise
Amazon RDS DB Instance Enhanced Monitoring Not Enabled	Business and Enterprise
Amazon RDS Multi-AZ	Business and Enterprise
Amazon RDS Multi-AZ Standby Instance Not Enabled	Business and Enterprise
Amazon S3 Bucket Logging	Business and Enterprise
Amazon S3 Bucket Replication Not Enabled	Business and Enterprise

Check	Support level
Amazon S3 Bucket Versioning	Business and Enterprise
Auto Scaling Group Resources	Business and Enterprise
AWS Site-to-Site VPN has at least one Tunnel in DOWN Status	Business and Enterprise
Auto Scaling Group Health Check	Business and Enterprise
ELB Connection Draining	Business and Enterprise
ELB Cross-Zone Load Balancing	Business and Enterprise
Load Balancer Optimization	Business and Enterprise
VPN Tunnel Redundancy	Business and Enterprise
ActiveMQ Availability Zone Redundancy	Business and Enterprise
RabbitMQ Availability Zone Redundancy	Business and Enterprise

Operational Excellence

The following table lists the Trusted Advisor checks for operational excellence that are available in the AWS GovCloud (US) Regions.

Check	Support level
Amazon API Gateway Not Logging Execution Logs	Business and Enterprise
Amazon API Gateway REST APIs Without X-Ray Tracing Enabled	Business and Enterprise
Amazon EC2 Instance Not Managed by AWS Systems Manager	Business and Enterprise

Check	Support level
Amazon ECR Repository With Tag Immutability Disabled	Business and Enterprise
Amazon ECS clusters with Container Insights disabled	Business and Enterprise
Amazon S3 does not have Event Notifications enabled	Business and Enterprise
Amazon VPC Without Flow Logs	Business and Enterprise
CloudFormation Stack Notification	Business and Enterprise
AWS CloudTrail data events logging for objects in an S3 bucket	Business and Enterprise
AWS CodeBuild Project Logging	Business and Enterprise
AWS Elastic Beanstalk Enhanced Health Reporting Is Not Configured	Business and Enterprise
AWS Elastic Beanstalk with Managed Platform Updates disabled	Business and Enterprise
AWS Fargate platform version is not latest	Business and Enterprise
AWS Systems Manager State Manager Association in Non-compliant Status	Business and Enterprise
Application Load Balancers and Classic Load Balancers Without Access Logs Enabled	Business and Enterprise
CloudTrail trails is not configured with Amazon CloudWatch Logs	Business and Enterprise
Elastic Load Balancing Deletion Protection Not Enabled for Load Balancers	Business and Enterprise

Check	Support level
RDS Cluster Deletion Protection Check	Business and Enterprise
RDS DB Instance Automatic Minor Version Upgrade Check	Business and Enterprise

Performance

The following table lists the Trusted Advisor checks for performance that are available in the AWS GovCloud (US) Regions.

Check	Support level
Amazon DynamoDB Auto Scaling Not Enabled	Business and Enterprise
Amazon EBS Optimization Not Enabled	Business and Enterprise
Amazon EBS Provisioned IOPS (SSD) Volume Attachment Configuration	Business and Enterprise
Amazon EC2 to EBS Throughput Optimization	Business and Enterprise
Amazon EC2 Virtualization Type is Paravirtual	Business and Enterprise
High Utilization Amazon EC2 Instances	Business and Enterprise
Large Number of EC2 Security Group Rules Applied to an Instance	Business and Enterprise
Large Number of Rules in an EC2 Security Group	Business and Enterprise
Overutilized Amazon EBS Magnetic Volumes	Business and Enterprise
AWS Lambda Functions without Concurrency Limit configured	Business and Enterprise

Security

The following table lists the Trusted Advisor checks for security that are available in the AWS GovCloud (US) Regions.

Check	Support level
Amazon CloudWatch Log Group retention period less than 365 days	All support levels
Amazon EBS Public Snapshots	All support levels
Amazon RDS Security Group Access Risk	Business and Enterprise
Amazon RDS Public Snapshots	All support levels
Amazon S3 Bucket Permissions	All support levels
AWS Backup Vault Without Resource-Based Policy to Prevent Deletion of Recovery Points	Business and Enterprise
AWS CloudTrail Logging	Business and Enterprise
ELB Security Groups	Business and Enterprise
ELB Listener Security	Business and Enterprise
IAM Access Key Rotation	All support levels
IAM Use	All support levels
IAM Password Policy	Business and Enterprise
Security Groups – Specific Ports Unrestricted	All support levels
Security Groups – Unrestricted Access	Business and Enterprise

Service quotas

The following table lists the checks for Trusted Advisor service quotas, formerly known as limits, that are available in the AWS GovCloud (US) Regions.

Check	Support level
Amazon DynamoDB Throughput	All support levels
Auto Scaling Groups	All support levels
Auto Scaling Launch Configurations	All support levels
CloudFormation Stacks	All support levels
DynamoDB Read Capacity	All support levels
DynamoDB Write Capacity	All support levels
EBS Active Snapshots	All support levels
EBS Cold HDD (sc1) Volume Storage	All support levels
EBS General Purpose SSD (gp2) Volume Storage	All support levels
EBS General Purpose SSD (gp3) Volume Storage	All support levels
EBS Magnetic (standard) Volume Storage	All support levels
EBS Provisioned IOPS (SSD) Volume Aggregate IOPS	All support levels
EBS Provisioned IOPS SSD (io1) Volume Storage	All support levels
EBS Throughput Optimized HDD (st1) Volume Storage	All support levels
EC2 Reserved Instance Leases	All support levels
ELB Classic Load Balancers	All support levels
ELB Network Load Balancers	All support levels

Check	Support level
ELB Application Load Balancers	All support levels
IAM Group	All support levels
IAM Instance Profiles	All support levels
IAM Policies	All support levels
IAM Roles	All support levels
IAM Server Certificates	All support levels
IAM Users	All support levels
Kinesis Shards per Region	All support levels
RDS Cluster Parameter Groups	All support levels
RDS Cluster Roles	All support levels
RDS Clusters	All support levels
RDS DB Instances	All support levels
RDS DB Parameter Groups	All support levels
RDS DB Security Groups	All support levels
RDS DB Manual Snapshots	All support levels
RDS Event Subscriptions	All support levels
RDS Max Auths per Security Group	All support levels
RDS Option Groups	All support levels
RDS Read Replicas per Master	All support levels
RDS Reserved Instances	All support levels

Check	Support level
RDS Subnet Groups	All support levels
RDS Subnets per Subnet Group	All support levels
RDS Total Storage Quota	All support levels
VPC	All support levels
VPC Elastic IP Address	All support levels
VPC Internet Gateways	All support levels

Documentation for AWS Trusted Advisor

See the following topics:

- [AWS Trusted Advisor](#) in the *AWS Support User Guide*
- For more information about Trusted Advisor features, see [AWS Trusted Advisor](#).
- For a complete list of Trusted Advisor checks, see the [AWS Trusted Advisor best practice checklist](#).

Export-controlled content

For AWS Services architected within the AWS GovCloud (US) Regions, the following list explains how certain components of data may leave the AWS GovCloud (US) Regions in the normal course of the service offerings. The list can be used as a guide to help meet applicable customer compliance obligations. Data not included in the following list remains within the AWS GovCloud (US) Regions.

- This service can generate metadata from customer-defined configurations. AWS suggests customers do not enter export-controlled information in console fields, descriptions, resource names, and tagging information.

AWS Verified Access in AWS GovCloud (US)

AWS Verified Access provides secure access to corporate applications without a VPN connection. It evaluates each request in real time and determines whether the user has access to the application.

How AWS Verified Access differs for AWS GovCloud (US)

- Use SSL (HTTPS) when you make calls to the service in the AWS GovCloud (US) Region. In other AWS Regions, you can use HTTP or HTTPS.

Documentation for AWS Verified Access

[Verified Access documentation.](#)

Export-controlled content

For AWS Services architected within the AWS GovCloud (US) Regions, the following list explains how certain components of data may leave the AWS GovCloud (US) Regions in the normal course of the service offerings. The list can be used as a guide to help meet applicable customer compliance obligations. Data not included in the following list remains within the AWS GovCloud (US) Regions.

- Any metadata that you provide when setting up and maintaining your Verified Access resources, including all configuration data that you enter.

AWS WAF in AWS GovCloud (US)

AWS WAF is a web application firewall that lets you monitor web requests that are forwarded to resources, such as AWS API Gateway and AWS Application Load Balancers. You can also use AWS WAF to block or allow requests based on conditions that you specify, such as the IP addresses that requests originate from or values in the requests.

For list of services that AWS WAF supports, please visit the [service page](#).

How AWS WAF Differs for AWS GovCloud (US)

AWS WAF for AWS GovCloud (US) doesn't support the following functionality:

- Managed rule groups that are provided for subscription by AWS Marketplace third party sellers are not available for use in AWS GovCloud (US). The only managed rule groups that are available in AWS GovCloud (US) are the AWS managed rule groups that are provided with AWS WAF. For more information about managed rule groups in AWS WAF, see [Managed rule groups](#) in the AWS WAF, AWS Firewall Manager, and AWS Shield Advanced Developer Guide.

Documentation for AWS WAF

[AWS WAF documentation](#).

Export-controlled content

For AWS Services architected within the AWS GovCloud (US) Regions, the following list explains how certain components of data may leave the AWS GovCloud (US) Regions in the normal course of the service offerings. The list can be used as a guide to help meet applicable customer compliance obligations. Data not included in the following list remains within the AWS GovCloud (US) Regions.

- No export-controlled data may be entered, stored, or processed by AWS WAF. For example, AWS WAF metadata is not permitted to contain export-controlled data.

For example, do not enter export-controlled data in the following fields:

- Web ACL name
- CloudWatch metric name
- Condition
- Rule name
- String filters and regex pattern set

AWS Well-Architected Tool in AWS GovCloud (US)

AWS Well-Architected Tool (AWS WA Tool) is a service in the cloud that provides a consistent process for measuring your architecture using AWS best practices. AWS WA Tool helps you throughout the product lifecycle by:

- Assisting with documenting the decisions that you make
- Providing recommendations for improving your workload based on best practices

- Guiding you in making your workloads more reliable, secure, efficient, and cost-effective

You can use AWS WA Tool to document and measure your workload using the best practices from the AWS Well-Architected Framework. These best practices were developed by AWS Solutions Architects based on their years of experience building solutions across a wide variety of businesses. The framework provides a consistent approach for measuring architectures and provides guidance for implementing designs that scale with your needs over time.

How AWS Well-Architected Tool differs for AWS GovCloud (US)

AWS Service Catalog AppRegistry integration with Well-Architected using service-managed attribute groups – The ability to reference Well-Architected metadata in AppRegistry using service-managed attribute groups is not available in AWS GovCloud (US) Regions.

Profiles – Profiles is not available in AWS GovCloud (US) Regions.

- Jira * – The AWS Well-Architected Tool Connector for Jira is not available in AWS GovCloud (US) Regions.

Documentation for AWS Well-Architected Tool

[AWS WA Tool documentation.](#)

Export-controlled content

For AWS Services architected within the AWS GovCloud (US) Regions, the following list explains how certain components of data may leave the AWS GovCloud (US) Regions in the normal course of the service offerings. The list can be used as a guide to help meet applicable customer compliance obligations. Data not included in the following list remains within the AWS GovCloud (US) Regions.

- AWS account IDs associated with workload
- Workload name
- Milestone name
- Review owner

AWS WickrGov in AWS GovCloud (US)

AWS WickrGov is an end-to-end encrypted service that helps organizations collaborate across messaging, calling, file sharing, and screen sharing. Users of AWS WickrGov can also federate with other AWS WickrGov users outside their network.

How AWS WickrGov differs for AWS GovCloud (US)

- WickrGov is only available in the AWS GovCloud (US-West) Region.
- The AWS GovCloud (US) Federation allows communication between WickrGov networks in the AWS GovCloud (US-West) Region and commercial networks in other Regions.
- Client name will appear changed to AWS WickrGov and utilizes a new AWS WickrGov logo with blue background and white slashes.
- AWS WickrGov Desktop, Android, and iOS apps are tailored for AWS GovCloud (US) users. When AWS GovCloud (US) users engage in conversations with commercial users (Wickr Enterprise, AWS Wickr, Guest users), they will see the following unclassified warnings displayed:
 - A U tag in the room list. (U tag refers to unclassified)
 - An unclassified acknowledgment on the message screen in every conversation.
 - An unclassified banner on top of the conversation.
- AWS WickrGov offers a premium free trial option that allows up to 50 users and last for three months.

Documentation for AWS WickrGov

[AWS WickrGov documentation.](#)

Export-controlled content

For AWS Services architected within the AWS GovCloud (US) Regions, the following list explains how certain components of data may leave the AWS GovCloud (US) Regions in the normal course of the service offerings. The list can be used as a guide to help meet applicable customer compliance obligations. Data not included in the following list remains within the AWS GovCloud (US) Regions.

- Email addresses of provisioned users within a network leave the AWS GovCloud (US) Regions in the normal course of service use. Do not enter export-controlled information into the email field when provisioning users.
- Network names are visible to the AWS WickrGov service team as part of normal service function. Do not enter export-controlled or sensitive information into the network name field when creating a network.
- When an AWS WickrGov network in AWS GovCloud (US) and an AWS Wickr network in an AWS commercial Region are federated, communications may be stored in either federated network's data retention module if configured.

AWS X-Ray in AWS GovCloud (US)

AWS X-Ray is a service that collects data about requests that your application serves, and provides tools you can use to view, filter, and gain insights into that data to identify issues and opportunities for optimization. For any traced request to your application, you can see detailed information not only about the request and response, but also about calls that your application makes to downstream AWS resources, microservices, databases and HTTP web APIs.

How AWS X-Ray differs for AWS GovCloud (US)

- Versions 3.1.0 or above of AWS X-Ray Daemon should be used.

Documentation for AWS X-Ray

[AWS X-Ray documentation.](#)

Export-controlled content

For AWS Services architected within the AWS GovCloud (US) Regions, the following list explains how certain components of data may leave the AWS GovCloud (US) Regions in the normal course of the service offerings. The list can be used as a guide to help meet applicable customer compliance obligations. Data not included in the following list remains within the AWS GovCloud (US) Regions.

- This service can generate metadata from customer-defined configurations. AWS suggests customers do not enter export-controlled information in console fields, descriptions, resource names, and tagging information.

Amazon API Gateway in AWS GovCloud (US)

Amazon API Gateway is a fully managed service that makes it easy for developers to publish, maintain, monitor, and secure APIs at any scale. Create an API to access data, business logic, or functionality from your back-end services, such as applications running on Amazon Elastic Compute Cloud (Amazon EC2), code running on AWS Lambda, or any web application.

How Amazon API Gateway differs for AWS GovCloud (US)

- The TLS_1_0 security policy for Regional APIs is not supported.
- Portals are not supported.
- Amazon API Gateway edge-optimized API and edge-optimized custom domain name are not supported.
- The Amazon Route 53 Hosted Zone ID for the regional endpoint in the AWS GovCloud (US-West) Region is Z1K6XKP9SAGWDV. The Amazon Route 53 Hosted Zone ID for the regional endpoint in the AWS GovCloud (US-East) Region is Z3SE9ATJYCRCZJ.
- HTTP API private integrations aren't supported in AWS GovCloud (US-East).
- HTTP API private integrations with AWS Cloud Map aren't supported in AWS GovCloud (US-West).
- All API Gateway APIs created in GovCloud Regions are FIPS-compliant by default.
- API Gateway mTLS endpoints do not currently support ECDSA server certificates.
- TLS-CHACHA20-POLY1305-SHA256 is not supported.

The following region-specific API Gateway account IDs are automatically added to your Amazon VPC endpoint service as AllowedPrincipals for private integrations in AWS GovCloud (US):

Region	Account ID
us-gov-west-1	291049978687
us-gov-east-1	044865953448

Documentation for Amazon API Gateway

[Amazon API Gateway documentation.](#)

Export-Controlled Content

For AWS Services architected within the AWS GovCloud (US) Regions, the following list explains how certain components of data may leave the AWS GovCloud (US) Regions in the normal course of the service offerings. The list can be used as a guide to help meet applicable customer compliance obligations. Data not included in the following list remains within the AWS GovCloud (US) Regions.

- API Gateway's configuration metadata is not permitted to contain export-controlled data*, including:
 - API Name
 - API Description
 - Authorizer Name

However customers can send export-controlled data through the customers' deployed APIs, with the caveat that downstream systems need to be compliant (for example, caching cannot be enabled on the API for any export-controlled data).

Amazon WorkSpaces Applications in AWS GovCloud (US)

Amazon AppStream 2.0 is a fully managed application streaming service that provides users with instant access to their desktop applications from anywhere. AppStream 2.0 manages the AWS resources required to host and run your applications, scales automatically, and provides access to your users on demand. AppStream 2.0 provides users access to the applications they need on the device of their choice, with a responsive, fluid user experience that is indistinguishable from natively installed applications.

How Amazon WorkSpaces Applications differs for AWS GovCloud (US)

- The Graphics Design and Graphics Pro instance types are not supported in the AWS GovCloud (US-East) Region.
- The Windows Server 2012 image is not supported in the AWS GovCloud (US-East) Region.
- Copying WorkSpaces Applications images from the AWS GovCloud (US) Regions to other AWS Regions is not supported.
- The WorkSpaces Applications user pool is not supported.
- The following CloudFormation resources are not available in AWS GovCloud (US):

- [AWS::AppStream::User](#)
- [AWS::AppStream::StackUserAssociation](#)
- The following AppStream 2.0 API actions are not supported in AWS GovCloud (US):
 - [BatchAssociateUserStack](#)
 - [BatchDisassociateUserStack](#)
 - [DescribeUserStackAssociations](#), when USERPOOL is specified for the AuthenticationType parameter. USERPOOL is the only supported value for this parameter.
 - [CreateUser](#)
 - [DeleteUser](#)
 - [DescribeUsers](#)
 - [DisableUser](#)
 - [EnableUser](#)

Documentation for Amazon WorkSpaces Applications

[Amazon WorkSpaces Applications documentation.](#)

[Configure the Relay State of Your Federation.](#)

[Instance type pricing and availability by region can be found here.](#)

Export-controlled content

For AWS Services architected within the AWS GovCloud (US) Regions, the following list explains how certain components of data may leave the AWS GovCloud (US) Regions in the normal course of the service offerings. The list can be used as a guide to help meet applicable customer compliance obligations. Data not included in the following list remains within the AWS GovCloud (US) Regions.

- Amazon AppStream 2.0 metadata is not permitted to contain export-controlled data. This metadata includes all configuration data that you enter when creating and maintaining WorkSpaces Applications image builders, images, fleets, and stacks.
- Do not enter export-controlled data in the following console fields or when using the WorkSpaces Applications API actions or AWS Command Line Interface (AWS CLI) commands:
 - Names and descriptions for Amazon AppStream 2.0 image builders, images, fleets and stacks.

- Resource tags.
- If importing export-controlled images, do not use pre-signed URLs for the CLI argument.

Amazon Athena in AWS GovCloud (US)

Amazon Athena is an interactive query service that makes it easy to analyze data directly in Amazon Simple Storage Service (Amazon S3) using standard SQL. With a few actions in the AWS Management Console, you can point Athena at your data stored in Amazon S3 and begin using standard SQL to run ad-hoc queries and get results in seconds. Athena is serverless, so there is no infrastructure to set up or manage, and you pay only for the queries you run. Athena scales automatically—executing queries in parallel—so results are fast, even with large datasets and complex queries.

How Athena differs for AWS GovCloud (US)

- Granting AWS Lake Formation permissions to Amazon Athena users who authenticate through the JDBC or ODBC driver using a SAML identity provider is not supported.

Documentation for Amazon Athena

[Amazon Athena documentation.](#)

Export-controlled content

For AWS Services architected within the AWS GovCloud (US) Regions, the following list explains how certain components of data may leave the AWS GovCloud (US) Regions in the normal course of the service offerings. The list can be used as a guide to help meet applicable customer compliance obligations. Data not included in the following list remains within the AWS GovCloud (US) Regions.

- Amazon Athena metadata is not permitted to contain export-controlled data. This metadata includes:
 - Database Name
 - Table Name
 - Partitions
 - Query Names

- Query Strings

Amazon Aurora with MySQL and PostgreSQL compatibility in AWS GovCloud (US)

Amazon Aurora (Aurora) is a fully managed relational database engine that's compatible with MySQL and PostgreSQL. You already know how MySQL and PostgreSQL combine the speed and reliability of high-end commercial databases with the simplicity and cost-effectiveness of open-source databases. The code, tools, and applications you use today with your existing MySQL and PostgreSQL databases can be used with Aurora. With some workloads, Aurora can deliver up to five times the throughput of MySQL and up to three times the throughput of PostgreSQL without requiring changes to most of your existing applications.

How Amazon Aurora differs for AWS GovCloud (US)

- Publishing [Amazon Aurora MySQL Logs](#) to Amazon CloudWatch Logs is not supported.
- Creation of [cross-Region read replicas](#) from other AWS Regions to the AWS GovCloud (US) Regions or from AWS GovCloud (US) Regions to other AWS Regions isn't supported.
- Aurora PostgreSQL cross-Region read replicas is not available in AWS GovCloud (US) Regions.
- Copying of [DB Snapshots](#) from other AWS Regions to the AWS GovCloud (US) Regions or from AWS GovCloud (US) Regions to other AWS Regions isn't supported.
- Instance types and engine versions might vary in the AWS GovCloud (US) Regions. To determine instance and engine availability, see the [RDS Management Console](#) or CLI tools.
- Database activity streams are not supported in AWS GovCloud (US).
- Intermediate SSL certificates must be used to connect to the AWS GovCloud (US) Regions using SSL. For more information related to Intermediate certificates, see [Using SSL/TLS to Encrypt a Connection](#).
- [Backtracking](#) is not available.
- [Aurora Serverless v1](#) is not available.
- [Aurora MySQL binlog replication](#) from other AWS Regions to the AWS GovCloud (US) Regions or from AWS GovCloud (US) Regions to other AWS Regions isn't supported.
- Since the AWS GovCloud (US) Regions use a unique certificate authority (CA), update your DB clusters for the AWS GovCloud (US) Regions to use the Region-specific certificate identified

by `rds-ca-rsa4096-g1` in [DescribeCertificates](#) calls as soon as possible. The remaining instructions described in the [Rotating your SSL/TLS certificate](#) topic are the same, except for the certificate identifier.

- Scaling to 0 capacity with Amazon Aurora Serverless v2 is not available in AWS GovCloud (US) Regions.
- Zero-ETL integration with SageMaker Lakehouse isn't available.

The following Amazon Aurora editions are supported in AWS GovCloud (US) Regions:

- Amazon Aurora MySQL-compatible edition
- Amazon Aurora PostgreSQL-compatible edition

Documentation for Amazon Aurora

For more information about Amazon Aurora, see the [Amazon Aurora documentation](#).

Export-controlled content

For AWS Services architected within the AWS GovCloud (US) Regions, the following list explains how certain components of data may leave the AWS GovCloud (US) Regions in the normal course of the service offerings. The list can be used as a guide to help meet applicable customer compliance obligations. Data not included in the following list remains within the AWS GovCloud (US) Regions.

- Amazon RDS metadata is not permitted to contain export-controlled data. This metadata includes all configuration data that you enter when creating and maintaining your Amazon RDS instances except the master password.
- Do not enter export-controlled data in the following fields:
 - Database Cluster Identifier
 - Database instance identifier
 - Master user name
 - Database name
 - Database snapshot name
 - Database security group name
 - Database security group description

- Database cluster parameter group name
- Database cluster parameter group description
- Database subnet group name
- Database subnet group description
- Event subscription name
- Resource tags

If you are processing export-controlled data with Amazon RDS, follow these guidelines in order to maintain export compliance:

- When you use the console or the AWS APIs, the only data field that is protected as export-controlled data is the Amazon RDS Master Password.
- After you create your database, change the master password of your Amazon RDS instance by directly using the database client.
- You can enter export-controlled data into any data fields by using your database client-side tools. Do not pass export-controlled data by using the web service APIs that are provided by Amazon RDS.
- To secure export-controlled data in your VPC, set up access control lists (ACLs) to control traffic entering and exiting your VPC. If you have multiple databases configured with different ports, set up ACLs on all the ports.
 - For example, if you're running an application server on an Amazon EC2 instance that connects to an Amazon RDS database instance, a non-U.S. person could reconfigure the DNS to redirect export-controlled data out of the VPC and into any server that might be outside of the AWS GovCloud (US-West) Region.

To prevent this type of attack and to maintain export compliance, use network ACLs to prevent network traffic from exiting the VPC on the database port. For more information, see [Network ACLs](#) in the *Amazon VPC User Guide*.

- For each database instance that contains export-controlled data, ensure that only specific CIDR ranges and Amazon EC2 security groups can access the database instance, especially when an Internet gateway is attached to the VPC. Only allow connections that are from the AWS GovCloud (US-West) Region or other export-controlled environments to export-controlled database instances.

If you are processing export-controlled data with this service, use the SSL (HTTPS) endpoint to maintain export compliance. For more information, see [Service Endpoints](#).

Amazon Bedrock in AWS GovCloud (US)

This service is currently available in AWS GovCloud (US-West) and AWS GovCloud (US-East).

Amazon Bedrock provides a broad set of capabilities you need to build generative AI applications, simplifying development while maintaining privacy and security. You can easily experiment with Foundation Models (FMs) and privately customize them. Since Amazon Bedrock is serverless, you don't have to manage any infrastructure, and you can securely integrate and deploy generative AI capabilities into your applications.

How Amazon Bedrock differs for AWS GovCloud (US)

- Model availability for all regions, including AWS GovCloud (US), is available at [Model support by AWS Region](#).
- The following models have FedRAMP and IL4/5 authorization
 - All Titan Models
 - Claude Sonnet 4.5
 - Claude 3.7 Sonnet
 - Claude 3.5 Sonnet v1
 - Claude 3 Haiku
 - Llama 3 8B
 - Llama 3 70B
- Feature support for all regions, including AWS GovCloud (US), is available at [Feature support by AWS Region](#).
- Bedrock Data Automation is currently available in AWS GovCloud (US-West).

Documentation for Amazon Bedrock

[Amazon Bedrock documentation](#).

Export-controlled content

For AWS Services architected within the AWS GovCloud (US) Regions, the following list explains how certain components of data may leave the AWS GovCloud (US) Regions in the normal course of the service offerings. The list can be used as a guide to help meet applicable customer compliance obligations. Data not included in the following list remains within the AWS GovCloud (US) Regions.

The following customer-defined metadata may leave the AWS GovCloud (US) Regions only when the customer asks AWS to investigate a reported issue:

- Custom model metadata
- Provisioned throughput metadata for the no-commit option

Amazon Bedrock model evaluation metadata is not permitted to contain export-controlled data. This metadata includes all configuration data that you enter when creating an Amazon Bedrock model evaluation job, such as the following:

- Inference configuration
- Evaluation configuration
- IAM role Amazon Resource Names
- Amazon S3 bucket names and object prefixes
- Resource tags

Amazon Chime SDK in AWS GovCloud (US)

With the Amazon Chime SDK, you can quickly add voice, video, and screen sharing into your websites and mobile applications. Built-in machine learning provides noise and echo reduction to improve audio quality, and background replacement and blur to help improve visual privacy. Innovate faster by using the Amazon Chime SDK communication building blocks for secure customer communications that scale up or down to meet demand.

How Amazon Chime SDK differs for AWS GovCloud (US)

- WebRTC media sessions (meetings-chime)
 - Sessions can be hosted in AWS GovCloud (US) Regions only

- The nearest AWS Region can be discovered via <https://nearest-us-gov-media-region.l.chime.aws>
- Live transcription only uses Amazon Transcribe in the AWS GovCloud (US-West) Region
- Live transcription does not support Amazon Transcribe Medical
- The following Amazon Chime SDK features are not supported:
 - Media Pipelines (media-pipelines-chime)
 - PSTN Audio (service.chime)
 - SIP Trunking (service.chime)
 - Messaging (messaging-chime)
 - Identity (identity-chime)
 - Console
- Amazon Chime SDK in AWS GovCloud (US) is in a separate AWS partition from other AWS Regions. Therefore, it does not support cross-partition integration with other AWS services, such as Amazon CloudWatch, Amazon EventBridge, Amazon Simple Notification Service, Amazon Simple Queue Service and Amazon Transcribe.

Documentation for Amazon Chime SDK

[Amazon Chime SDK documentation.](#)

Export-controlled content

For AWS Services architected within the AWS GovCloud (US) Regions, the following list explains how certain components of data may leave the AWS GovCloud (US) Regions in the normal course of the service offerings. The list can be used as a guide to help meet applicable customer compliance obligations. Data not included in the following list remains within the AWS GovCloud (US) Regions.

Amazon Chime SDK metadata is not permitted to contain export-controlled data. This metadata includes all configuration data that you enter or parameters that you supply in API requests.

Do not enter export-controlled data in the following fields:

- External Meeting Id
- External User Id

- Tags

Amazon Cloud Directory in AWS GovCloud (US)

This service is currently available in AWS GovCloud (US-West) only.

Amazon Cloud Directory is a high-performance, serverless, hierarchical data store. Cloud Directory is a highly scalable multi-tenant service that makes it easy for customers to organize and manage all their multi-dimensional data such as users, groups, locations, and devices and the rich relationships between them. Amazon Cloud Directory automatically scales to hundreds of millions of objects and provides an extensible schema that can be shared with multiple applications. As a serverless data store, Cloud Directory eliminates time-consuming and expensive administrative tasks, such as scaling infrastructure and managing servers. Cloud Directory is targeted for use cases such as human resources applications, course catalogs, device registry and network topology. Additionally, customer applications that need fine-grained permissions (Authorization) are well suited to leverage capabilities in Cloud Directory.

How Amazon Cloud Directory differs for AWS GovCloud (US)

This service has no differences between the AWS GovCloud (US) and the standard AWS Regions.

Documentation for Amazon Cloud Directory

[Amazon Cloud Directory documentation.](#)

Export-controlled content

For AWS Services architected within the AWS GovCloud (US) Regions, the following list explains how certain components of data may leave the AWS GovCloud (US) Regions in the normal course of the service offerings. The list can be used as a guide to help meet applicable customer compliance obligations. Data not included in the following list remains within the AWS GovCloud (US) Regions.

- Amazon Cloud Directory metadata is not permitted to contain export-controlled data. This metadata includes configuration data that you enter when creating and maintaining your Cloud Directory.
- Do not enter export-controlled data in the following fields:

- Schema name
- Directory name

Amazon CloudWatch in AWS GovCloud (US)

Use CloudWatch Events to send system events from AWS resources to AWS Lambda functions, Amazon SNS topics, streams in Amazon Kinesis, and other target types.

How Amazon CloudWatch differs for AWS GovCloud (US)

- Transaction Search is not available.
- The GetMetricWidgetImage API is not available.
- [Dashboard sharing](#) is not available.
- You cannot create CloudWatch alarms for Trusted Advisor metrics in AWS GovCloud (US).
- Amazon CloudWatch cross-account observability is not available in AWS GovCloud (US).

Documentation for Amazon CloudWatch

[Amazon CloudWatch documentation.](#)

Export-controlled content

For AWS Services architected within the AWS GovCloud (US) Regions, the following list explains how certain components of data may leave the AWS GovCloud (US) Regions in the normal course of the service offerings. The list can be used as a guide to help meet applicable customer compliance obligations. Data not included in the following list remains within the AWS GovCloud (US) Regions.

- Alarm Name and Description
- Alarm configuration
- Alarm tags
- Metric Name
- Metric Namespace
- Metric Dimensions

Amazon CloudWatch Events in AWS GovCloud (US)

Use CloudWatch Events to send system events from AWS resources to AWS Lambda functions, Amazon SNS topics, streams in Amazon Kinesis, and other target types.

How Amazon CloudWatch Events differs for AWS GovCloud (US)

- Use SSL (HTTPS) when you make calls to the service in AWS GovCloud (US) Regions. In other AWS Regions, you can use HTTP or HTTPS.

Documentation for Amazon CloudWatch Events

[Amazon CloudWatch Events documentation.](#)

Export-controlled content

For AWS Services architected within the AWS GovCloud (US) Regions, the following list explains how certain components of data may leave the AWS GovCloud (US) Regions in the normal course of the service offerings. The list can be used as a guide to help meet applicable customer compliance obligations. Data not included in the following list remains within the AWS GovCloud (US) Regions.

- No export-controlled data may be entered, stored, or processed by CloudWatch Events. For example, CloudWatch Events metadata is not permitted to contain export-controlled data. This metadata includes all the configuration data that you enter when creating and maintaining your CloudWatch Events alarms.

For example, do not enter export-controlled data in the following fields:

- Rule names
- Rule descriptions
- Event patterns
- Data input to APIs

Amazon CloudWatch Logs in AWS GovCloud (US)

Use CloudWatch Logs to monitor, store, and access your log files from Amazon EC2 instances, AWS CloudTrail, or other sources.

How Amazon CloudWatch Logs differs for AWS GovCloud (US)

- Use SSL (HTTPS) when you make calls to the service in AWS GovCloud (US) Regions. In other AWS Regions, you can use HTTP or HTTPS.
- The Live Tail feature is not available.
- The `logGroupNamePattern` parameter is not supported for use in the `describe-log-groups` AWS CLI command or the `DescribeLogGroups` API.

Documentation for Amazon CloudWatch Logs

[Amazon CloudWatch Logs documentation.](#)

Export-controlled content

For AWS Services architected within the AWS GovCloud (US) Regions, the following list explains how certain components of data may leave the AWS GovCloud (US) Regions in the normal course of the service offerings. The list can be used as a guide to help meet applicable customer compliance obligations. Data not included in the following list remains within the AWS GovCloud (US) Regions.

- CloudWatch Log Group Names
- CloudWatch Log Stream Names
- Log group tags

Amazon Cognito in AWS GovCloud (US)

Amazon Cognito provides authentication, authorization, and user management for your web and mobile apps. Your users can sign in directly with a user name and password, or through a third party such as Facebook, Amazon, Google or Apple. The two main components of Amazon Cognito are user pools and identity pools. User pools are user directories that provide sign-up and sign-in options for your app users. Identity pools enable you to grant your users access to other AWS services. You can use identity pools and user pools separately or together.

How Amazon Cognito differs for AWS GovCloud (US)

Below listed are the differences between the AWS GovCloud (US) and the standard AWS Regions.

- Amazon Pinpoint integration with user pools isn't supported in AWS GovCloud (US).
- Amazon Cognito in AWS GovCloud (US) uses FIPS endpoints only.
 - The API service endpoints are `cognito-idp-fips.us-gov-west-1.amazonaws.com` and `cognito-idp-fips.us-gov-east-1.amazonaws.com`. For more information about FIPS in AWS, see [Federal Information Processing Standard \(FIPS\) 140-3](#).
 - Hosted UI endpoints have a URL path in the format `0.auth-fips.us-gov-west-1.amazoncognito.com` or `1.auth-fips.us-gov-east-1.amazoncognito.com`.
- Custom domains for user pools aren't supported in AWS GovCloud (US).
- Identity pools might be unable to assume IAM roles in AWS GovCloud (US-East) when the length of your role name plus role session name are longer than 24 characters. This length doesn't include the path. For best results in this Region, use roles with name lengths of no greater than 20 characters and session name lengths of no greater than four characters.
- Amazon Cognito Sync isn't available in AWS GovCloud (US) Regions.

The IAM roles that you assign to users with Amazon Cognito identity pools must have a trust policy that allows Amazon Cognito to generate temporary sessions. In AWS GovCloud (US), your trust policies must grant `AssumeRoleWithWebIdentity` permission to the `cognito-identity-us-gov.amazonaws.com` service principal. The following example trust policy allows the identity pool `us-gov-west-1:12345678-corner-cafe-123456790ab` to grant IAM credentials to unauthenticated guest users.

For AWS GovCloud (US-East), replace `cognito-identity-us-gov.amazonaws.com` with `cognito-identity.us-gov-east-1.amazonaws.com`.

Documentation for Amazon Cognito

[Amazon Cognito documentation](#).

Export-controlled content

For AWS Services architected within the AWS GovCloud (US) Regions, the following list explains how certain components of data may leave the AWS GovCloud (US) Regions in the normal course of the service offerings. The list can be used as a guide to help meet applicable customer compliance obligations. Data not included in the following list remains within the AWS GovCloud (US) Regions.

- Amazon Cognito metadata may be moved or stored outside of the AWS GovCloud (US) Region, or, in rare cases, accessed by certain AWS support personnel and system administrators who are not U.S. citizens.

For example, user pool domains, custom attribute names, resource server identifiers and custom scopes may be included as part of the public Cognito sign-in and sign-up functionality.

Amazon Comprehend in AWS GovCloud (US)

This service is currently available in AWS GovCloud (US-West) only.

Amazon Comprehend uses natural language processing (NLP) to extract insights about the content of documents without the need of any special preprocessing. Amazon Comprehend processes any text files in UTF-8 format. It develops insights by recognizing the entities, key phrases, language, sentiments, and other common elements in a document. Use Amazon Comprehend to create new products based on understanding the structure of documents. With Amazon Comprehend you can search social networking feeds for mentions of products, scan an entire document repository for key phrases, or determine the topics contained in a set of documents. To extract insights from clinical documents such as doctor's notes or clinical trial reports, use Amazon Comprehend Medical.

How Amazon Comprehend differs for AWS GovCloud (US)

- In AWS GovCloud (US) Regions, AWS DOES NOT use or store AI Content processed by this AI Service to develop and improve that Service or technologies of AWS or its affiliates. Opt-out policies are not currently applicable to these Regions.

Documentation for Amazon Comprehend

[Amazon Comprehend documentation.](#)

Export-controlled content

For AWS Services architected within the AWS GovCloud (US) Regions, the following list explains how certain components of data may leave the AWS GovCloud (US) Regions in the normal course of the service offerings. The list can be used as a guide to help meet applicable customer compliance obligations. Data not included in the following list remains within the AWS GovCloud (US) Regions.

- This service can generate metadata from customer-defined configurations. AWS suggests customers do not enter export-controlled information in console fields, descriptions, resource names, and tagging information.

Amazon Comprehend Medical in AWS GovCloud (US)

This service is currently available in AWS GovCloud (US-West) only.

Amazon Comprehend Medical detects useful information in unstructured clinical text. As much as 75 percent of all health record data is found in unstructured text such as physician's notes, discharge summaries, test results, and case notes. Amazon Comprehend Medical uses Natural Language Processing (NLP) models to sort through enormous quantities of data for valuable information gained through advances in machine learning.

How Amazon Comprehend Medical differs for AWS GovCloud (US)

Below listed are the differences between the AWS GovCloud (US) and the standard AWS Regions.

Differences in Quotas/Limits:

Resource	Default
Transactions per second (TPS) for the DetectEntities-v2 and DetectEntities operations	2
Transactions per second (TPS) for the DetectPHI operation	5
Transactions per second (TPS) for the StartEntitiesDetectionV2Job , StartPHIDetectionJob , StopEntitiesDetectionV2Job , StopPHIDetectionJob , ListEntitiesDetectionV2Jobs , ListPHIDetectionJobs , DescribeEntitiesDetectionV2Job , and DescribePHIDetectionJob operations	2

Documentation for Amazon Comprehend Medical

[Amazon Comprehend Medical documentation.](#)

Export-controlled content

For AWS Services architected within the AWS GovCloud (US) Regions, the following list explains how certain components of data may leave the AWS GovCloud (US) Regions in the normal course of the service offerings. The list can be used as a guide to help meet applicable customer compliance obligations. Data not included in the following list remains within the AWS GovCloud (US) Regions.

- This service can generate metadata from customer-defined configurations. AWS suggests customers do not enter export-controlled information in console fields, descriptions, resource names, and tagging information.

Amazon Connect in AWS GovCloud (US)

This service is currently available in AWS GovCloud (US-West) only.

Amazon Connect is an easy to use omnichannel cloud contact center that helps you provide superior customer service at a lower cost. It provides a seamless experience across voice and chat for your customers and agents. This includes one set of tools for skills-based routing, powerful real-time and historical analytics, and intuitive management tools – all with pay-as-you-go pricing, which means Amazon Connect simplifies contact center operations, improves agent efficiency, and lowers costs. You can set up a contact center in minutes that can scale to support millions of customers from the office or as a virtual contact center.

How Amazon Connect differs for AWS GovCloud (US)

Amazon Connect in AWS GovCloud (US) differs from other commercial Regions in the following ways:

- Amazon Connect instances in AWS GovCloud (US) use the domain ***.govcloud.connect.aws**
- It supports only the [latest Contact Control Panel](#) (CCP) for both voice and chat contacts for agents. The earlier CCP is not supported.
- It supports only the latest contact search experience, as described in [What's new in contact search](#).

- Amazon Connect in AWS GovCloud (US) is in a separate partition from all commercial Regions. Therefore it does not support cross-partition integration with other AWS services – such as Amazon Lex, Amazon Lambda, Amazon Kinesis, Amazon S3, Amazon CloudWatch, amongst others – that are available in commercial Regions.
- The following Amazon Connect features are not supported.
 - Amazon Connect Customer Profiles
 - Amazon Q in Connect
 - Amazon Connect Voice ID
 - Amazon Connect Live Media Streaming
 - Amazon Connect Chat integration with Apple Business Chat
 - Amazon Connect Cases
 - Amazon Connect Outbound Campaigns
 - Granular access controls for real-time metrics
 - Amazon Connect Contact Lens GenAI features and the [ListRealTimeContactAnalysisSegments](#) API

Documentation for Amazon Connect

[Amazon Connect documentation.](#)

Export-controlled content

For AWS Services architected within the AWS GovCloud (US) Regions, the following list explains how certain components of data may leave the AWS GovCloud (US) Regions in the normal course of the service offerings. The list can be used as a guide to help meet applicable customer compliance obligations. Data not included in the following list remains within the AWS GovCloud (US) Regions.

- Amazon Connect instance and resource configuration metadata is not permitted to contain export-controlled data. This metadata includes all configuration data (for example, name, alias, description, tags) that you enter when creating and maintaining your Amazon Connect instance and resources within an instance, such as users, queues, routing profiles, contact flows, or scheduled report names.

Amazon Detective in AWS GovCloud (US)

Amazon Detective makes it easy to analyze, investigate, and quickly identify the root cause of security findings or suspicious activities. Detective automatically collects log data from your AWS resources. It then uses machine learning, statistical analysis, and graph theory to help you visualize and conduct faster and more efficient security investigations.

How Detective differs for AWS GovCloud (US)

- In GovCloud Regions, Detective does not validate the email address for member accounts, and does not send invitation emails to member accounts.
- When accounts are terminated in AWS, Detective cannot automatically remove them from the behavior graph.

Documentation for Amazon Detective

[Detective documentation.](#)

Export-controlled content

For AWS Services architected within the AWS GovCloud (US) Regions, the following list explains how certain components of data may leave the AWS GovCloud (US) Regions in the normal course of the service offerings. The list can be used as a guide to help meet applicable customer compliance obligations. Data not included in the following list remains within the AWS GovCloud (US) Regions.

- This service can generate metadata from customer-defined configurations. This metadata includes all configuration data in console fields, descriptions, resource names, and tagging information. AWS suggests customers do not enter export-controlled information in those fields.

Amazon DocumentDB (with MongoDB compatibility) in AWS GovCloud (US)

Amazon DocumentDB (with MongoDB compatibility) is a fast, scalable, highly available, and fully managed document database service that supports MongoDB workloads. As a document database, Amazon DocumentDB makes it easy to store, query, and index JSON data.

Amazon DocumentDB is a non-relational database service designed from the ground-up to give you the performance, scalability, and availability you need when operating mission-critical MongoDB workloads at scale. In Amazon DocumentDB, the storage and compute are decoupled, allowing each to scale independently. You can increase the read capacity to millions of requests per second by adding up to 15 low latency read replicas in minutes, regardless of the size of your data.

How Amazon DocumentDB differs for AWS GovCloud (US)

- Copying [cluster snapshots](#) from other AWS Regions to the AWS GovCloud (US) Regions or from AWS GovCloud (US) Regions to other Regions is not supported.

Documentation for Amazon DocumentDB

[Amazon DocumentDB documentation.](#)

Export-controlled content

For AWS Services architected within the AWS GovCloud (US) Regions, the following list explains how certain components of data may leave the AWS GovCloud (US) Regions in the normal course of the service offerings. The list can be used as a guide to help meet applicable customer compliance obligations. Data not included in the following list remains within the AWS GovCloud (US) Regions.

- Amazon DocumentDB metadata is not permitted to contain export-controlled data. This metadata includes all configuration data that you enter when creating and maintaining your Amazon DocumentDB cluster except the master password.

Do not enter export-controlled data in the following fields:

- Cluster Identifier
- Instance identifier
- Master user name
- Database name
- Snapshot name
- Security group name
- Security group description
- Cluster parameter group name

- Cluster parameter group description
- Subnet group name
- Subnet group description
- Resource tags

If you are processing export-controlled data with Amazon DocumentDB, follow these guidelines in order to maintain export compliance:

- When you use the console or the AWS APIs, the only data field that is protected as export-controlled data is the Amazon DocumentDB Master Password.
- After you create your cluster, change the master password of your Amazon DocumentDB cluster by directly using the AWS Management Console or AWS CLI.
- You can enter export-controlled data into any data fields by using your database client-side tools. Do not pass export-controlled data by using the web service APIs that are provided by Amazon DocumentDB.
- To secure export-controlled data in your VPC, set up access control lists (ACLs) to control traffic entering and exiting your VPC. If you have multiple databases configured with different ports, set up ACLs on all the ports.
 - For example, if you're running an application server on an Amazon EC2 instance that connects to an Amazon DocumentDB cluster, a non-U.S. person could reconfigure the DNS to redirect export-controlled data out of the VPC and into any server that might be outside of the AWS GovCloud (US-West) Region.

To prevent this type of attack and to maintain export compliance, use network ACLs to prevent network traffic from exiting the VPC on the database port. For more information, see [Network ACLs](#) in the *Amazon VPC User Guide*.

- For each database instance that contains export-controlled data, ensure that only specific CIDR ranges and Amazon EC2 security groups can access the cluster, especially when an Internet gateway is attached to the VPC. Only allow connections that are from the AWS GovCloud (US-West) Region or other export-controlled environments to export-controlled clusters.

If you are processing export-controlled data with this service, use the SSL (HTTPS) endpoint to maintain export compliance. For more information, see [Service Endpoints](#).

Amazon DynamoDB in AWS GovCloud (US)

Amazon DynamoDB is a fully managed NoSQL database service that provides fast and predictable performance with seamless scalability. You can use Amazon DynamoDB to create a database table that can store and retrieve any amount of data, and serve any level of request traffic. Amazon DynamoDB automatically spreads the data and traffic for the table over a sufficient number of servers to handle the request capacity specified by the customer and the amount of data stored, while maintaining consistent and fast performance.

How Amazon DynamoDB differs for AWS GovCloud (US)

- **Export Table** is not available in the DynamoDB console.
- [DynamoDB Accelerator\(DAX\)](#) and [Global tables multi-Region strong consistency \(MRSC\)](#) are not available.
- [AWS PrivateLink](#) is not supported for DynamoDB.

Documentation for Amazon DynamoDB

[Amazon DynamoDB documentation.](#)

Export-controlled content

For AWS Services architected within the AWS GovCloud (US) Regions, the following list explains how certain components of data may leave the AWS GovCloud (US) Regions in the normal course of the service offerings. The list can be used as a guide to help meet applicable customer compliance obligations. Data not included in the following list remains within the AWS GovCloud (US) Regions.

- DynamoDB metadata is not permitted to contain export-controlled data. This metadata includes all the configuration data that you enter when creating and maintaining your DynamoDB tables, such as table names, hash attribute names, and range attribute names.
- Do not enter export-controlled data in the following fields:
 - Table names
 - Hash attribute names
 - Range attribute names
 - Resource tags

If you are processing export-controlled data with this service, use the SSL (HTTPS) endpoint to maintain export compliance. For more information, see [Service Endpoints](#).

Amazon EBS in AWS GovCloud (US)

Amazon Elastic Block Store (Amazon EBS) provides block level storage volumes for use with EC2 instances. EBS volumes are highly available and reliable storage volumes that can be attached to any running instance that is in the same Availability Zone. EBS volumes that are attached to an EC2 instance are exposed as storage volumes that persist independently from the life of the instance. With Amazon EBS, you pay only for what you use.

How Amazon Elastic Block Store differs for AWS GovCloud (US)

- The [copy snapshot commands](#) can be used, but only allow you to copy snapshots available to your account within AWS GovCloud (US) Regions. If you specify a source or destination Region to copy to or from, the commands will return an error.
- Use SSL (HTTPS) when you make calls to the service in AWS GovCloud (US) Regions. In other AWS Regions, you can use HTTP or HTTPS.
- Amazon EBS Multi-Attach is not available.

Documentation for Amazon Elastic Block Store

For more information related to EBS Data LifeCycle Manager (DLM), see [Amazon EBS Snapshot Lifecycle](#).

For Amazon EBS User Guide, see [Amazon Elastic Block Store documentation](#).

Export-controlled content

For AWS Services architected within the AWS GovCloud (US) Regions, the following list explains how certain components of data may leave the AWS GovCloud (US) Regions in the normal course of the service offerings. The list can be used as a guide to help meet applicable customer compliance obligations. Data not included in the following list remains within the AWS GovCloud (US) Regions.

- Amazon EBS metadata is not permitted to contain export-controlled data. This metadata includes all configuration data that you enter when creating and maintaining your Amazon EBS volumes.

- Do not enter export-controlled data in the following fields:
 - Volume names
 - Snapshot names
 - Image names
 - Image descriptions

Amazon EC2 in AWS GovCloud (US)

Amazon Elastic Compute Cloud (Amazon EC2) is a web service that provides resizable computing capacity—literally, servers in Amazon’s data centers—that you use to build and host your software systems.

How Amazon Elastic Compute Cloud differs for AWS GovCloud (US)

The implementation of Amazon EC2 is different for AWS GovCloud (US) in the following ways:

General differences

- Use SSL (HTTPS) when you make calls to the service in AWS GovCloud (US) Regions. In other AWS Regions, you can use HTTP or HTTPS.
- Use SSL (HTTPS) when generating key pairs using [ec2-create-keypair](#) and [CreateKeyPair](#) commands.
- To import your own set of key pairs, follow the instructions in [Create a key pair using a third-party tool and import the public key to Amazon EC2](#).

Billing and purchasing differences

- Reserved Instance resale is not supported.
- Savings Plans can’t be purchased from AWS GovCloud (US) accounts, but can be purchased in any standard account and applied to usage in AWS GovCloud (US) Regions.
- Spot Instance data feed is not supported.
- When you use the launch instance wizard in the console to launch an instance using an AWS Marketplace AMI, we don’t automatically subscribe you to the AMI as we do in other AWS Regions. Instead, when you choose the AMI, choose **Subscribe with Marketplace** to open the AWS Marketplace to subscribe.

- The AWS Certificate Manager (ACM) for Nitro Enclaves AMI is not available from the AWS Marketplace. ACM for Nitro Enclaves must be installed from the Amazon Linux Extras repository.
- The Nitro Enclaves Developer AMI is not available from the AWS Marketplace.

Image differences

- AMI copy and snapshot copy do not support migrating AMIs and snapshots from another AWS Region into AWS GovCloud (US) Regions. For information about how to migrate your AMIs from another AWS Region into AWS GovCloud (US) Regions, see [How VM Import/Export Differs for AWS GovCloud \(US\)](#).
- When using the [Amazon EC2 AMI tools](#), AWS GovCloud (US) Regions uses a non-default public key certificate to encrypt AMI manifests. The [ec2-bundle-image](#), [ec2-bundle-vol](#), [ec2-migrate-bundle](#), and [ec2-migrate-manifest](#) commands require the `--ec2cert $EC2_AMITOOL_HOME/etc/ec2/amitools/cert-ec2-gov.pem` option in AWS GovCloud (US) Regions.
- The `lastLaunchedTime` AMI attribute is not supported.

Instance differences

- The `get-console-screenshot` CLI command is not supported.
- Get instance screenshot is not supported.
- On-Demand Instance hibernation is not supported.
- [EC2 Instance Connect](#) will not work if your Linux instance has SELinux enabled in enforcing mode. The process for enabling or disabling SELinux varies across Linux distributions. For information about how to check the status of SELinux on your instance, or to enable or disable SELinux, see the relevant operating system guide for your instance.
- EC2 CPU Optimization is currently API-only.
- [Attestation documents](#) used by Nitro Enclaves are signed by the AWS Nitro Attestation Public Key Infrastructure (PKI). You can verify that the attestation documents are signed by the Nitro Attestation PKI. For more information, see [Verifying the root of trust](#) in the *AWS Nitro Enclaves User Guide*.
- The root certificate for the Nitro Attestation PKI is unique for each [partition](#). The root certificate for the `aws-us-gov` partition is as follows:

```
-----BEGIN CERTIFICATE-----  
MIICIDCCAaWgAwIBAgIQP+wUYfyWFFRko9PR00zhZzAKBggqhkJOPQQDAzBQMqsw
```

```
CQYDVQQGEwJVUzEPMA0GA1UECgwGQW1hem9uMQwwCgYDVQQLDANBV1MxIjAgBgNV
BAMMGWF3cy11cy1nb3Yubm10cm8tZW5jbGF2ZXMwIBcNMjAwOTEwMTIwMzQ2WhgP
MjA1MDA5MTAxMzAzNDZaMFAxCzAJBgNVBAYTA1VMTM08wDQYDVQQKDAZBbWF6b24x
DDAKBgNVBAsMA0FXUzEiMCAGA1UEAwwZYXdzLXVzLWdvdj5uaXRyby11bmNsYXZl
czB2MBAGByqGSM49AgEGBSuBBAAiA2IABCzkRjcZVx7Sg2yXXk10Nqj9o1ECZNAh
0L8/90ATZXAA51rxA1ti1F3wE86PGsh2UiQIYXiMu8115k07775gPuLsgYcGM0/J
0t08BHI8s3+JmjxT1A+/UyAqEmj7fD5CbKNCMEAwDwYDVR0TAQH/BAUwAwEB/zAd
BgNVHQ4EFgQUUKIzFk2FAlhihuQexsq0xZ5ZjF0wDgYDVR0PAQH/BAQDAgGMAoG
CCqGSM49BAMDA2kAMGYCMQD9b09epcf5kMSdsHcyNjXs4bo07wvTIOwnxN41t5eE
SDyXtUei++RebAbI9Viap2gCMQC7PVZ6Kpg0+N9k+DDpksoJv7gX6YwCqKsmTFU/
WigyQlpyJUrwapqk0afDA41ef14=
-----END CERTIFICATE-----
```

- The Nitro Attestation PKI root certificate for the `aws-us-gov` partition has a subject as follows:

```
CN=aws-us-gov.nitro-enclaves, C=US, O=Amazon, OU=AWS
```

Networking differences

- When you launch an instance using the [ec2-run-instances](#) CLI command or [RunInstances](#) API operation, you must specify the `subnet` parameter.
- By default, enhanced networking is not enabled on Windows Server 2012 R2 AMIs. For more information, see [Optimize network performance on EC2 Windows instances](#).

How VM Import/Export Differs for AWS GovCloud (US)

VM Import/Export is different for AWS GovCloud (US) in the following ways:

- When using VM Import:
 - If your account is set up as default VPC, then your default VPC will be the target for your import.
 - If your account is not set up as default VPC, then you will need to specify an Availability Zone and subnet. To specify a subnet to use when you create the import task, use the `--subnet 0` option and `-z 1` option (specifying the Availability Zone corresponding to the subnet ID) with the [ec2-import-instance](#) command.
- When using VM Export:
 - The Amazon EC2 instance must have been previously imported using VM Import.

- The Amazon S3 bucket for the destination image must exist and must have WRITE and READ_ACP permissions granted to the AWS GovCloud (US) account with canonical ID: af913ca13efe7a94b88392711f6cfc8aa07c9d1454d4f190a624b126733a5602.
- To export an instance, you can use the [ec2-create-instance-export-task](#) command. For more information, see [Exporting an instance as a VM using VM Import/Export](#).

Determining if your account has a default VPC

Your account might have a default VPC. If your account doesn't have a default VPC, you must create a VPC before you can launch EC2 instances. For more information, see [Virtual private clouds for your EC2 instances](#) in the *Amazon EC2 User Guide*.

If you don't want a default VPC for your AWS GovCloud (US) account, you can delete the default VPC and default subnets. The default VPC and subnets will not be recreated. However, you still need to create a VPC before launching instances.

If you deleted your default VPC, you can create a new one. For more information, see [Create a default VPC](#) in the *Amazon VPC User Guide*.

If your account doesn't have a default VPC but you want a default VPC, you can submit a request by completing the [AWS GovCloud \(US\) – Contact Us](#) form. In the form, include your AWS GovCloud (US-West) account ID and indicate that you want to enable your account for a default VPC.

Documentation for Amazon EC2

The following documentation is based on the public AWS documentation. As you read this documentation, you should consider how Amazon EC2 differs for AWS GovCloud (US) Regions, as described in this topic. Also, some features and new functionality described in this documentation might not be available in the current release of AWS GovCloud (US) Regions. There are other differences, such as links, endpoints, and screenshots.

[Amazon Elastic Compute Cloud documentation](#)

Export-controlled content

For AWS Services architected within the AWS GovCloud (US) Regions, the following list explains how certain components of data may leave the AWS GovCloud (US) Regions in the normal course of the service offerings. The list can be used as a guide to help meet applicable customer

compliance obligations. Data not included in the following list remains within the AWS GovCloud (US) Regions.

- Amazon EC2 metadata is not permitted to contain export-controlled data. This metadata includes all configuration data that you enter when creating and maintaining your instances.
- Do not enter export-controlled data in the following fields:
 - Instance names
 - AMI descriptions
 - Resource tags
- Key pairs created using HTTP.
- When using VM Import, you may not enter any export-controlled data as part of CLI arguments, paths, or OS disk images. Any data that is export-controlled should be encrypted and placed in partitions other than root and boot.
- If importing export-controlled images, do not use pre-signed URLs for the CLI argument `0`.

Amazon EC2 Auto Scaling in AWS GovCloud (US)

Amazon EC2 Auto Scaling helps you ensure that you have the correct number of Amazon EC2 instances available to handle the load for your application. You create collections of EC2 instances, called Auto Scaling groups. You can specify the minimum number of instances in each Auto Scaling group, and Amazon EC2 Auto Scaling ensures that your group never goes below this size. You can specify the maximum number of instances in each Auto Scaling group, and Amazon EC2 Auto Scaling ensures that your group never goes above this size.

How Amazon EC2 Auto Scaling differs for AWS GovCloud (US)

- Amazon EC2 provides other restrictions. For more information, see [Amazon Elastic Compute Cloud documentation](#).
- You can access Amazon EC2 Auto Scaling using the Amazon EC2 Auto Scaling API and command line interface (CLI) as well as the Amazon EC2 console.
- Target tracking using high resolution metrics is not available in AWS GovCloud (US).

Documentation for Amazon EC2 Auto Scaling

[Amazon EC2 Auto Scaling documentation](#).

Export-controlled content

For AWS Services architected within the AWS GovCloud (US) Regions, the following list explains how certain components of data may leave the AWS GovCloud (US) Regions in the normal course of the service offerings. The list can be used as a guide to help meet applicable customer compliance obligations. Data not included in the following list remains within the AWS GovCloud (US) Regions.

- Auto Scaling is not permitted to contain export-controlled data.
- For example, do not enter export-controlled data in the following fields:
 - Capacity group tag names
 - Capacity group tag name values
 - Capacity group names
 - Amazon EC2 Security Group names
 - Scaling policies
 - Launch notifications
 - Notification topics
 - Policy documents

Amazon EC2 Image Builder in AWS GovCloud (US)

Amazon Elastic Compute Cloud Image Builder is a fully managed AWS service that makes it easier to automate the creation, management and deployment of customized, secure and up-to-date “golden” server images that are pre-installed and pre-configured with software and settings to meet specific IT standards. You can use the AWS Management Console, AWS CLI or APIs to create “golden” images in your AWS account. The images you build are created in your account and you can configure them for operating system patches on an ongoing basis.

How Amazon EC2 Image Builder differs for AWS GovCloud (US)

The implementation of Amazon EC2 Image Builder is different for AWS GovCloud (US) Regions in the following ways:

- Image Builder doesn't support macOS images.

The following Image Builder features are not supported in AWS GovCloud (US) Regions:

- Image lifecycle policies
- AWS Marketplace Software components
- ISO disk file import

Documentation for Amazon EC2 Image Builder

For more information about Amazon EC2 Image Builder, see the [Amazon EC2 Image Builder documentation](#).

Export-controlled content

For AWS Services architected within the AWS GovCloud (US) Regions, the following list explains how certain components of data may leave the AWS GovCloud (US) Regions in the normal course of the service offerings. The list can be used as a guide to help meet applicable customer compliance obligations. Data not included in the following list remains within the AWS GovCloud (US) Regions.

- EC2 Image Builder metadata is not permitted to contain export-controlled data. This metadata includes all configuration data that you enter when creating and maintaining your images, components, image recipes, distribution configurations and infrastructure configurations.

Do not enter export-controlled data in the following console fields:

- Names
- Description
- Resource tags

Amazon ECR in AWS GovCloud (US)

Amazon Elastic Container Registry (Amazon ECR) is a fully managed Docker container registry that makes it easy for developers to store, manage, and deploy Docker container images.

How Amazon Elastic Container Registry differs for AWS GovCloud (US)

- [Amazon ECR Dual-layer server-side encryption with AWS KMS \(DSSE-KMS\)](#) is available.

- [Amazon ECR pull through cache rules](#) aren't supported.
- [Amazon ECR public registries](#) aren't supported.
- The [Amazon ECR Public Gallery](#) isn't hosted in AWS GovCloud (US). However, if external internet access is available, you should be able to reach and pull container images from the gallery.

Documentation for Amazon Elastic Container Registry

[Amazon Elastic Container Registry documentation.](#)

Export-controlled content

For AWS Services architected within the AWS GovCloud (US) Regions, the following list explains how certain components of data may leave the AWS GovCloud (US) Regions in the normal course of the service offerings. The list can be used as a guide to help meet applicable customer compliance obligations. Data not included in the following list remains within the AWS GovCloud (US) Regions.

- Do not enter export-controlled data in the following fields:
 - Repository name
 - Image tag
 - Image manifest
 - Lifecycle policy
 - Repository policy

Amazon ECS in AWS GovCloud (US)

Amazon Elastic Container Service (Amazon ECS) is a highly scalable, fast, container management service that makes it easy to run, stop, and manage Docker containers on a cluster of Amazon EC2 instances.

How Amazon Elastic Container Service differs for AWS GovCloud (US)

- The Amazon ECS-optimized AMI variant of the Bottlerocket operating system is not available when launching Amazon ECS container instances.
- Attaching Amazon EBS volumes to Amazon ECS tasks is not supported.

Documentation for Amazon Elastic Container Service

[Amazon Elastic Container Service documentation.](#)

Export-controlled content

For AWS Services architected within the AWS GovCloud (US) Regions, the following list explains how certain components of data may leave the AWS GovCloud (US) Regions in the normal course of the service offerings. The list can be used as a guide to help meet applicable customer compliance obligations. Data not included in the following list remains within the AWS GovCloud (US) Regions.

- Do not enter export-controlled data in the following fields:
 - Cluster name
 - Service name
 - Attribute name
 - Attribute value
 - Task definitions
 - Task group
 - Task overrides
 - Task started by
 - Placement constraints

Amazon Elastic File System in AWS GovCloud (US)

Amazon EFS provides file storage for use with Amazon EC2 instances. The service is designed to be highly scalable, highly available, and highly durable. The service manages all the file storage infrastructure for you, meaning that you can avoid the complexity of deploying, patching, and maintaining complex file system configurations.

How Amazon Elastic File System differs for AWS GovCloud (US)

- Cross-account replication is not supported.

Documentation for Amazon Elastic File System

[Amazon Elastic File System documentation.](#)

Export-controlled content

For AWS Services architected within the AWS GovCloud (US) Regions, the following list explains how certain components of data may leave the AWS GovCloud (US) Regions in the normal course of the service offerings. The list can be used as a guide to help meet applicable customer compliance obligations. Data not included in the following list remains within the AWS GovCloud (US) Regions.

- Do not enter export-controlled data into the following fields:
 - Resource Tags

Amazon Elastic Kubernetes Service in AWS GovCloud (US)

Amazon Elastic Kubernetes Service (Amazon EKS) is a managed service that makes it easy for you to run Kubernetes on AWS without needing to stand up or maintain your own Kubernetes control plane. Kubernetes is an open-source system for automating the deployment, scaling, and management of containerized applications.

How Amazon EKS differs for AWS GovCloud (US)

- [Amazon EKS on Fargate](#) isn't available.
- [Amazon Managed Service for Prometheus](#) isn't available.
- The Mountpoint for Amazon S3 CSI driver isn't available as an Amazon EKS add-on and self-managed installation isn't officially supported.
- Amazon EKS Anywhere isn't available.
- Amazon EKS Hybrid Nodes isn't available.

Documentation for Amazon EKS

[Amazon EKS documentation.](#)

Amazon Application Recovery Controller's (ARC) Zonal Shift in Amazon EKS is supported. For more information, see [Learn about Amazon Application Recovery Controller's \(ARC\) Zonal Shift in Amazon EKS](#).

Export-controlled content

For AWS Services architected within the AWS GovCloud (US) Regions, the following list explains how certain components of data may leave the AWS GovCloud (US) Regions in the normal course of the service offerings. The list can be used as a guide to help meet applicable customer compliance obligations. Data not included in the following list remains within the AWS GovCloud (US) Regions.

- Do not enter export-controlled data in the following fields:
 - Cluster name
 - Fargate profile name
 - Node group name

If you are processing export-controlled data with this service, use the SSL (HTTPS) endpoint to maintain export compliance. For more information, see [Service Endpoints](#).

Amazon ElastiCache in AWS GovCloud (US)

Amazon ElastiCache makes it easy to set up, manage, and scale distributed in-memory cache environments in the AWS Cloud. It provides a high performance, resizable, and cost-effective in-memory cache, while removing complexity associated with deploying and managing a distributed cache environment. ElastiCache works with the Valkey, Memcached and Redis OSS engines. To see which works best for you, see the Comparing Valkey, Memcached, and Redis OSS self-designed caches topic in the ElastiCache user guide.

How Amazon ElastiCache differs for AWS GovCloud (US)

- All ElastiCache instances must be launched in an Amazon VPC.
- ElastiCache clusters have a preferred weekly maintenance window. For information about the time blocks, see [Cache Engine Version Management](#).
- The r6gd node type and data-tiering are not available in AWS GovCloud (US).

Documentation for Amazon ElastiCache

[Amazon ElastiCache documentation.](#)

Export-controlled content

For AWS Services architected within the AWS GovCloud (US) Regions, the following list explains how certain components of data may leave the AWS GovCloud (US) Regions in the normal course of the service offerings. The list can be used as a guide to help meet applicable customer compliance obligations. Data not included in the following list remains within the AWS GovCloud (US) Regions.

- Unencrypted data stored in a cache cluster may not contain export-controlled data.
- ElastiCache metadata is not permitted to contain export-controlled data. This metadata includes all the configuration data that you enter when creating and maintaining your ElastiCache clusters.
- Do not enter export-controlled data in the following fields:
 - Cluster instance identifier
 - Cluster name
 - Cluster snapshot name
 - Cluster security group name
 - Cluster security group description
 - Cluster parameter group name
 - Cluster parameter group description
 - Cluster subnet group name
 - Cluster subnet group description
 - Replication group name
 - Replication group description

If you are processing export-controlled data with ElastiCache, follow these guidelines in order to maintain export compliance:

- To secure export-controlled data in your VPC, set up access control lists (ACLs) to control traffic entering and exiting your VPC. If you have multiple databases configured with different ports, set up ACLs on all the ports.

- For example, if you're running an application server on an Amazon EC2 instance that connects to an ElastiCache cluster, a non-U.S. person could reconfigure the DNS to redirect export-controlled data out of the VPC and into any server that could possibly be outside of AWS GovCloud (US) Regions
- To prevent this type of attack and to maintain export compliance, use network ACLs to prevent network traffic from exiting the VPC on the database port. For more information, see [Network ACLs](#) in the Amazon VPC User Guide.
- For each cluster that contains export-controlled data, ensure that only specific CIDR ranges and Amazon EC2 security groups can access the database instance, especially when an Internet gateway is attached to the VPC. Only allow connections that are from AWS GovCloud (US) Regions or other export-controlled environments to export-controlled clusters.

ElastiCache requires the use of the SSL (HTTPS) endpoint for service API calls. For more information, see [Service Endpoints](#).

Amazon EMR in AWS GovCloud (US)

Amazon EMR is a cloud big data platform for running large-scale distributed data processing jobs, interactive SQL queries, and machine learning (ML) applications using open-source analytics frameworks such as Apache Spark, Apache Hive, and Presto.

For information related to Release history, refer to [Amazon EMR Release Information](#).

How Amazon EMR differs for AWS GovCloud (US)

- MapR distributions are currently not supported.
- In AWS GovCloud (US) Regions, you launch all Amazon EMR job flows in Amazon Virtual Private Cloud (Amazon VPC). For information about configuring an Amazon VPC that can run a job flow, see [Set up a VPC to host clusters](#).
- Launching a job flow with debugging is not currently supported.
- Auto-termination for idle clusters using an auto-termination policy is not available.
- Shuffle-optimized disks in Amazon EMR Serverless are not available.
- Amazon EMR on EKS on Fargate is not available.
- Amazon EMR with AWS Lake Formation is not available.

Documentation for Amazon EMR

[Amazon EMR documentation.](#)

Export-controlled content

For AWS Services architected within the AWS GovCloud (US) Regions, the following list explains how certain components of data may leave the AWS GovCloud (US) Regions in the normal course of the service offerings. The list can be used as a guide to help meet applicable customer compliance obligations. Data not included in the following list remains within the AWS GovCloud (US) Regions.

- Amazon EMR metadata is not permitted to contain export-controlled data. This metadata includes all configuration data that you enter when creating and maintaining your job flows.
- Do not enter export-controlled data in Amazon EMR when doing the following:
 - Naming a job flow
 - Specifying a file location
 - Naming a bootstrap action
 - Providing arguments
 - Resource tags
- (Amazon EMR metadata and logs are not permitted to contain export-controlled data.) If you are processing export-controlled data with this service, use the SSL (HTTPS) endpoint to maintain export compliance. For more information, see [Service Endpoints](#).

Amazon EventBridge in AWS GovCloud (US)

Amazon EventBridge is a serverless event bus service that makes it easy to connect your applications with data from a variety of sources. EventBridge delivers a stream of real-time data from your own applications, and AWS services and routes that data to targets such as AWS Lambda. You can set up routing rules to determine where to send your data to build application architectures that react in real time to all of your data sources. EventBridge allows you to build event driven architectures, which are loosely coupled and distributed.

How Amazon EventBridge differs for AWS GovCloud (US)

- Use SSL (HTTPS) when you make calls to the service in AWS GovCloud (US) Regions. In other AWS Regions, you can use HTTP or HTTPS.
- Amazon API Gateway is not supported as an event bus target.
- API destinations are not supported.
- EventBridge Pipes is not supported.

Documentation for Amazon EventBridge

[Amazon EventBridge documentation.](#)

Export-controlled content

For AWS Services architected within the AWS GovCloud (US) Regions, the following list explains how certain components of data may leave the AWS GovCloud (US) Regions in the normal course of the service offerings. The list can be used as a guide to help meet applicable customer compliance obligations. Data not included in the following list remains within the AWS GovCloud (US) Regions.

- No data will leave the AWS GovCloud (US) Regions for this service.

Amazon FSx in AWS GovCloud (US)

Amazon FSx makes it easy and cost effective to launch and run popular file systems. With Amazon FSx, you can leverage the rich feature sets and fast performance of widely-used open source and commercially-licensed file systems, while avoiding time-consuming administrative tasks like hardware provisioning, software configuration, patching, and backups. It provides cost-efficient capacity and high levels of reliability, and it integrates with other AWS services so that you can manage and use the file systems in cloud-native ways. Amazon FSx let you choose between three widely-used file systems: NetApp ONTAP, Windows File Server, and Lustre.

How Amazon FSx differs for AWS GovCloud (US)

- Amazon FSx for Lustre Persistent_2 is not available.
- For Amazon FSx for OpenZFS, the following features aren't available:

- Single-AZ 2 deployment type
- Amazon S3 access points
- Amazon File Cache is not available for Amazon FSx.

Documentation for Amazon FSx

[Amazon FSx documentation.](#)

Export-controlled content

For AWS Services architected within the AWS GovCloud (US) Regions, the following list explains how certain components of data may leave the AWS GovCloud (US) Regions in the normal course of the service offerings. The list can be used as a guide to help meet applicable customer compliance obligations. Data not included in the following list remains within the AWS GovCloud (US) Regions.

- Resource Tags.
- ClientRequestTokens.
- FSx for Windows File Server file system configuration fields:
 - Self-managed Active Directory user names
 - Self-managed Active Directory domain names
 - Self-managed Active Directory organizational unit distinguished names
 - DNS aliases
- FSx for Lustre file system configuration fields:
 - S3 import and export data paths

Amazon GuardDuty in AWS GovCloud (US)

Amazon GuardDuty is a continuous security monitoring service. Amazon GuardDuty can help to identify unexpected and potentially unauthorized or malicious activity in your AWS environment.

How Amazon GuardDuty differs for AWS GovCloud (US) Regions

The following list indicates the differences in the feature availability in AWS GovCloud (US) Regions:

- When using [Runtime Monitoring](#) (including EKS Runtime Monitoring), make the following changes in the AWS GovCloud (US) Regions:
 - a. **For both Amazon EC2 and Amazon EKS** – In the prerequisite step for creating an Amazon VPC endpoint manually, the **Service name** in the AWS GovCloud (US) Region should be `com.amazonaws.<us-gov-east-1>.guardduty-data-fips`.

Replace `<us-gov-east-1>` with your Region. This must be the same Region as your Amazon EC2 instance (or Amazon EKS cluster) that belongs to your AWS account ID.

- b. With the initial release of Runtime Monitoring, GuardDuty starts the support with the following security agent versions:
 - Amazon EKS - v1.11.1
 - Amazon EC2 - v1.8.0
 - Fargate-Amazon ECS - v1.8.0

For more information, see [GuardDuty security agent release versions](#).

- a. **For Amazon EC2** – When managing the security agent manually using [Method 2 - Using Linux Package Managers](#), use the following AWS account IDs and Regions for both RPM installation and Debian installation:
 - AWS GovCloud (US-East) (`us-gov-east-1`) – 383115532789
 - AWS GovCloud (US-West) (`us-gov-west-1`) – 383110348953
- b. **For Amazon EKS and Fargate-Amazon ECS resources**– For [Amazon ECR repository hosting GuardDuty agent](#), use the following ECR repository for your Amazon EKS and Fargate-Amazon ECS resources:

- **Amazon ECR repository for EKS resources:**

AWS GovCloud (US-East) - `151742754352.dkr.ecr.us-gov-east-1.amazonaws.com`

AWS GovCloud (US-West) - `013241004608.dkr.ecr.us-gov-west-1.amazonaws.com`

- **Amazon ECR repository for Fargate-ECS resources:**

AWS GovCloud (US-East) - `383115532789.dkr.ecr.us-gov-east-1.amazonaws.com/aws-guardduty-agent-fargate`

AWS GovCloud (US-West) - `383110348953.dkr.ecr.us-gov-west-1.amazonaws.com/aws-guardduty-agent-fargate`

- The entity lists capability in [Customizing threat detection with entity lists and IP address lists](#) is not supported in AWS GovCloud (US) Regions. GuardDuty continues to support IP address lists.
- The [Extended Threat Detection](#) coverage for EKS clusters supports detecting multi-stage attacks through available EKS Protection finding types (EKS audit log monitoring) and AWS API activity in AWS GovCloud (US) Regions.
- The following [EKS Protection](#) (EKS audit log monitoring) finding types are not available in the AWS GovCloud (US) Regions:
 - [CredentialAccess:Kubernetes/AnomalousBehavior.SecretsAccessed](#)
 - [PrivilegeEscalation:Kubernetes/AnomalousBehavior.RoleBindingCreated](#)
 - [Execution:Kubernetes/AnomalousBehavior.ExecInPod](#)
 - [PrivilegeEscalation:Kubernetes/AnomalousBehavior.WorkloadDeployed!PrivilegedContainer](#)
 - [Persistence:Kubernetes/AnomalousBehavior.WorkloadDeployed!ContainerWithSensitiveMount](#)
 - [Execution:Kubernetes/AnomalousBehavior.WorkloadDeployed](#)
 - [PrivilegeEscalation:Kubernetes/AnomalousBehavior.RoleCreated](#)
 - [Discovery:Kubernetes/AnomalousBehavior.PermissionChecked](#)
- In [Malware Protection for EC2](#), the support for scanning instances with productCode as marketplace is not supported. GuardDuty will skip the malware scan for such instances and log the skip reason as UNSUPPORTED_PRODUCT_CODE_TYPE.
- In [Malware Protection for Backup](#), the scanning of EC2 and EBS Recovery points is not supported. In these cases GuardDuty will not perform a scan on the input recovery point resource.
- Cross-region data transfer is not supported in AWS GovCloud (US) Regions.
- Member accounts invitation notifications through AWS Health Dashboard and email are not supported in AWS GovCloud (US) Regions.
- In AWS GovCloud (US) Regions, AWS doesn't use or store Customer Content processed by Amazon GuardDuty to develop and improve the service or technologies of AWS or its affiliates. Opt-out policies are currently not applicable to these Regions.
- The following IAM finding types are not supported in the AWS GovCloud (US) Regions:
 - {https---docs-aws-amazon-com-guardduty-latest-ug-guardduty_finding-types-html-credentialaccess-iam-compromisedcredentials}[CredentialAccess:IAMUser/CompromisedCredentials]

Documentation for Amazon GuardDuty

[Amazon GuardDuty documentation.](#)

Export-controlled content

For AWS Services architected within the AWS GovCloud (US) Regions, the following list explains how certain components of data may leave the AWS GovCloud (US) Regions in the normal course of the service offerings. The list can be used as a guide to help meet applicable customer compliance obligations. Data not included in the following list remains within the AWS GovCloud (US) Regions.

- This service can generate metadata from customer-defined configurations. AWS suggests customers do not enter export-controlled information in console fields, descriptions, resource names, and tagging information.

No data will leave the AWS GovCloud (US) Regions for this service.

Amazon Inspector Classic in AWS GovCloud (US)

Amazon Inspector is a security vulnerability assessment service that helps improve the security and compliance of your AWS resources. Amazon Inspector automatically assesses resources for vulnerabilities or deviations from best practices, and then produces a detailed list of security findings prioritized by level of severity. Amazon Inspector includes a knowledge base of hundreds of rules mapped to common security standards and vulnerability definitions that are regularly updated by AWS security researchers.

How Amazon Inspector Classic differs for AWS GovCloud (US)

- Network Assessment rules package is not deployed in AWS GovCloud (US) Regions.

Documentation for Amazon Inspector Classic

[Amazon Inspector Classic documentation.](#)

Export-controlled content

For AWS Services architected within the AWS GovCloud (US) Regions, the following list explains how certain components of data may leave the AWS GovCloud (US) Regions in the normal course of the service offerings. The list can be used as a guide to help meet applicable customer compliance obligations. Data not included in the following list remains within the AWS GovCloud (US) Regions.

- This service can generate metadata from customer-defined configurations. AWS suggests customers do not enter export-controlled information in console fields, descriptions, resource names, and tagging information.

Amazon Inspector in AWS GovCloud (US)

Amazon Inspector is a security vulnerability assessment service that helps improve the security and compliance of your AWS resources. Amazon Inspector automatically assesses resources for vulnerabilities or deviations from best practices, and then produces a detailed list of security findings prioritized by level of severity. Amazon Inspector includes a knowledge base of hundreds of rules mapped to common security standards and vulnerability definitions that are regularly updated by AWS security researchers.

Note

The Amazon Inspector plugin for [Linux deep inspection](#) is not FIPS compliant.

How Amazon Inspector differs for AWS GovCloud (US)

- Lambda code scanning is not available.

Documentation for Amazon Inspector

[Amazon Inspector documentation](#).

Export-controlled content

For AWS Services architected within the AWS GovCloud (US) Regions, the following list explains how certain components of data may leave the AWS GovCloud (US) Regions in the normal

course of the service offerings. The list can be used as a guide to help meet applicable customer compliance obligations. Data not included in the following list remains within the AWS GovCloud (US) Regions.

- No data will leave the AWS GovCloud (US) Regions for this service.

Amazon Kendra in AWS GovCloud (US)

This service is currently available in AWS GovCloud (US-West) only.

Amazon Kendra is an intelligent search service powered by machine learning. Amazon Kendra reimagines enterprise search for your websites and applications so your employees and customers can easily find the content they are looking for, even when it is scattered across multiple locations and content repositories within your organization.

How Amazon Kendra differs for AWS GovCloud (US)

- Amazon Kendra in AWS GovCloud (US) only supports connectors for S3, Sharepoint (Online, 2013 and 2016), Confluence (server and cloud) and custom data source connector. Other data sources are not currently supported.
- IAM Identity Center Integration is not supported.
- Experience Builder is not supported.

Documentation for Amazon Kendra

[Amazon Kendra documentation.](#)

Export-controlled content

For AWS Services architected within the AWS GovCloud (US) Regions, the following list explains how certain components of data may leave the AWS GovCloud (US) Regions in the normal course of the service offerings. The list can be used as a guide to help meet applicable customer compliance obligations. Data not included in the following list remains within the AWS GovCloud (US) Regions.

- No data will leave the AWS GovCloud (US) Regions for this service.

Amazon Keyspaces (for Apache Cassandra) in AWS GovCloud (US)

Amazon Keyspaces (for Apache Cassandra) is a scalable, highly available, and managed Apache Cassandra–compatible database service. With Amazon Keyspaces, you don't have to provision, patch, or manage servers, and you don't have to install, maintain, or operate software.

Amazon Keyspaces is serverless, so you pay for only the resources that you use, and the service automatically scales tables up and down in response to application traffic. You can build applications that serve thousands of requests per second with virtually unlimited throughput and storage.

How Amazon Keyspaces differs for AWS GovCloud (US)

- Amazon Keyspaces Multi-Region replication is not supported.
- Amazon Keyspaces integration with CloudFormation is not supported.

This section describes the Amazon Keyspaces quotas and default values in AWS GovCloud (US) Regions that differ from Amazon Keyspaces [quotas](#) in other AWS Regions.

Quota	Description	Amazon Keyspaces default
Max read throughput per second	The maximum read throughput per second—read request units (RRUs) or read capacity units (RCUs)—that can be allocated to a table per Region. This default value is adjustable in the AWS Service Quotas console.	10,000
Max write throughput per second	The maximum write throughput per second—write request units (WRUs) or write capacity units (WCUs)—that can be allocated to a table per Region. This default	10,000

Quota	Description	Amazon Keyspaces default
	value is adjustable in the AWS Service Quotas console.	

For more information about quotas in AWS GovCloud (US) Regions, see [Service Quotas](#) in the [AWS GovCloud \(US\) User Guide](#).

Documentation for Amazon Keyspaces

[Amazon Keyspaces documentation](#).

Export-controlled content

For AWS Services architected within the AWS GovCloud (US) Regions, the following list explains how certain components of data may leave the AWS GovCloud (US) Regions in the normal course of the service offerings. The list can be used as a guide to help meet applicable customer compliance obligations. Data not included in the following list remains within the AWS GovCloud (US) Regions.

- Amazon Keyspaces metadata is not permitted to contain export-controlled data. This metadata includes all the configuration data that you enter when creating and maintaining your Amazon Keyspaces resources such as keyspaces and tables, for example resource names and tags.
- Do not enter export-controlled data in the following fields:
 - Keyspace names
 - Table names
 - Resource tags

Amazon Managed Service for Apache Flink in AWS GovCloud (US)

Amazon Kinesis Data Analytics is the easiest way to analyze streaming data, gain actionable insights, and respond to your business and customer needs in real time. Amazon Kinesis Data Analytics reduces the complexity of building, managing, and integrating streaming applications with other AWS services. SQL users can easily query streaming data or build entire streaming applications using templates and an interactive SQL editor. Java developers can quickly build

sophisticated streaming applications using open source Java libraries and AWS integrations to transform and analyze data in real-time.

Amazon Managed Service for Apache Flink takes care of everything required to run your real-time applications continuously and scales automatically to match the volume and throughput of your incoming data. With Amazon Managed Service for Apache Flink, you only pay for the resources your streaming applications consume. There is no minimum fee or setup cost.

How Amazon Managed Service for Apache Flink differs for AWS GovCloud (US)

This service has no differences between the AWS GovCloud (US) Region and the standard AWS Regions.

Documentation for Amazon Managed Service for Apache Flink

[Amazon Managed Service for Apache Flink documentation.](#)

Export-controlled content

For AWS Services architected within the AWS GovCloud (US) Regions, the following list explains how certain components of data may leave the AWS GovCloud (US) Regions in the normal course of the service offerings. The list can be used as a guide to help meet applicable customer compliance obligations. Data not included in the following list remains within the AWS GovCloud (US) Regions.

- Application names

If you are processing export-controlled data with this service, use the SSL (HTTPS) endpoint to maintain export compliance. For more information, see [Service Endpoints](#).

Amazon Data Firehose in AWS GovCloud (US)

Amazon Kinesis Data Firehose is a fully managed service for delivering real-time streaming data to destinations such as Amazon Simple Storage Service (Amazon S3), Amazon Redshift, Amazon OpenSearch Service, and Splunk. Kinesis Data Firehose is part of the Kinesis streaming data platform, along with Kinesis Data Streams, Kinesis Video Streams, and Amazon Kinesis Data

Analytics. With Kinesis Data Firehose, you don't need to write applications or manage resources. You configure your data producers to send data to Kinesis Data Firehose, and it automatically delivers the data to the destination that you specified. You can also configure Kinesis Data Firehose to transform your data before delivering it.

How Amazon Data Firehose differs for AWS GovCloud (US)

This service has no differences between the AWS GovCloud (US) and the standard AWS Regions.

Documentation for Amazon Data Firehose

[Amazon Data Firehose documentation.](#)

Export-controlled content

For AWS Services architected within the AWS GovCloud (US) Regions, the following list explains how certain components of data may leave the AWS GovCloud (US) Regions in the normal course of the service offerings. The list can be used as a guide to help meet applicable customer compliance obligations. Data not included in the following list remains within the AWS GovCloud (US) Regions.

- Do not enter export-controlled data in the following fields:
 - Stream names

If you are processing export-controlled data with this service, use the SSL (HTTPS) endpoint to maintain export compliance. For more information, see [Service Endpoints](#).

Amazon Kinesis Data Streams in AWS GovCloud (US)

Amazon Kinesis makes it easy to collect, process, and analyze video and data streams in real time.

How Amazon Kinesis Data Streams differs for AWS GovCloud (US)

This service has no differences between the AWS GovCloud (US) and the standard AWS Regions.

Documentation for Amazon Kinesis Data Streams

[Amazon Kinesis Data Streams documentation.](#)

Export-controlled content

For AWS Services architected within the AWS GovCloud (US) Regions, the following list explains how certain components of data may leave the AWS GovCloud (US) Regions in the normal course of the service offerings. The list can be used as a guide to help meet applicable customer compliance obligations. Data not included in the following list remains within the AWS GovCloud (US) Regions.

- Do not enter export-controlled data in the following fields:
 - Stream names

If you are processing export-controlled data with this service, use the SSL (HTTPS) endpoint to maintain export compliance. For more information, see [Service Endpoints](#).

Amazon Kinesis Video Streams in AWS GovCloud (US)

Amazon Kinesis Video Streams makes it easy to securely stream video from connected devices to AWS for analytics, machine learning (ML), playback, and other processing. Kinesis Video Streams automatically provisions and elastically scales all the infrastructure needed to ingest streaming video data from millions of devices. It durably stores, encrypts, and indexes video data in your streams, and allows you to access your data through easy-to-use APIs. Kinesis Video Streams enables you to playback video for live and on-demand viewing, and quickly build applications that take advantage of computer vision and video analytics through integration with Amazon Rekognition Video, and libraries for ML frameworks such as Apache MxNet, TensorFlow, and OpenCV.

How Amazon Kinesis Video Streams differs for AWS GovCloud (US)

The following features are not yet supported in AWS GovCloud (US):

- WebRTC Ingestion and Storage
- Kinesis Video Streams Edge Agent
- Kinesis Video Streams Multiviewer

The following features are not supported in AWS GovCloud (US):

- Unencrypted STUN and TURN connections

In addition, the Amazon SNS Publish action has a default quota of 300 messages per second in the AWS GovCloud (US-East) and AWS GovCloud (US-West) regions. When notifications are enabled, one message is published per fragment per stream. If you need a higher quota limit for your account, request through the Service Quotas console.

Documentation for Amazon Kinesis Video Streams

[Kinesis Video Streams documentation.](#)

[Kinesis Video Streams with WebRTC documentation.](#)

Export-controlled content

For AWS Services architected within the AWS GovCloud (US) Regions, the following list explains how certain components of data may leave the AWS GovCloud (US) Regions in the normal course of the service offerings. The list can be used as a guide to help meet applicable customer compliance obligations. Data not included in the following list remains within the AWS GovCloud (US) Regions.

- No data will leave the AWS GovCloud (US) Regions for this service.

Amazon Lex in AWS GovCloud (US)

This service is currently available in AWS GovCloud (US-West) only.

Amazon Lex is an AWS service for building conversational interfaces for applications using voice and text. With Amazon Lex, the same conversational engine that powers Amazon Alexa is now available to any developer, enabling you to build sophisticated, natural language chatbots into your new and existing applications. Amazon Lex provides the deep functionality and flexibility of natural language understanding (NLU) and automatic speech recognition (ASR) so you can build highly engaging user experiences with lifelike, conversational interactions, and create new categories of products.

How Amazon Lex differs for AWS GovCloud (US)

- Amazon Lex V2 and Amazon Lex V1 are available in AWS GovCloud (US).
- Amazon Lex does not support channels, which enable bots to integrate with messaging platforms such as Facebook, Slack, and Twilio.

- The Amazon Lex console does not show utterances or missed utterances. The `GetUtterancesView` API action is not supported.
- The supported languages include only en-US and es-US.
- Amazon Lex does not support conversation logs, which store interactions to help you review the bot's performance and troubleshoot.
- In AWS GovCloud (US) Regions, AWS DOES NOT use or store AI Content processed by this AI Service to develop and improve that Service or technologies of AWS or its affiliates. Opt-out policies are not currently applicable to these Regions.

Documentation for Amazon Lex

[Amazon Lex documentation.](#)

Export-controlled content

For AWS Services architected within the AWS GovCloud (US) Regions, the following list explains how certain components of data may leave the AWS GovCloud (US) Regions in the normal course of the service offerings. The list can be used as a guide to help meet applicable customer compliance obligations. Data not included in the following list remains within the AWS GovCloud (US) Regions.

- The following customer-defined metadata may leave the AWS GovCloud (US) Regions only when the customer asks AWS to investigate a reported issue:
 - Bot definitions
 - Intent definitions
 - Slot definitions
 - Session attributes that customers use for the Get customer input block in the Amazon Connect console, such as `x-amz-lex:start-silence-threshold-ms` or `x-amz-lex:end-silence-threshold-ms`. For all session attributes, see [Contact block: Get customer input](#) in the Amazon Connect Administrator Guide.

Amazon Location Service in AWS GovCloud (US)

This service is currently available in AWS GovCloud (US-West) only, because Amazon Cognito is not available in AWS GovCloud (US-East).

Amazon Location Service lets you securely add location data to your application. Amazon Location provides access to location-based functionality and data providers through AWS resources. Amazon Location offers five types of AWS resources, depending on the type of functionality you need. Use the different resources together to create a full location-based application.

How Amazon Location Service differs for AWS GovCloud (US)

- [Granting access to resources using API keys](#) is not supported.

Documentation for Amazon Location Service

[Amazon Location documentation](#).

Export-controlled content

For AWS services architected within the AWS GovCloud (US) Regions, the following list explains which components of data may leave or remain within the AWS GovCloud (US) Regions in the normal course of the service offerings. The list can be used as a guide to help meet applicable customer compliance obligations.

- When you use the following [geolocation data providers](#), you transmit request parameters (such as location searches) from Amazon Location features (Maps, Places, and Routes) to the geolocation provider for processing, which may be outside of the AWS Region in which your request was made.
 - Esri
 - Here
 - GrabMaps
- The exception is requests to the Open Data geolocation provider, which are processed by AWS in the AWS Region in which your request was made.
- Request parameters transmitted by using Amazon Location features Trackers and Geofences are processed by AWS in the AWS Region in which your request was made.

Amazon Managed Blockchain in AWS GovCloud (US)

Amazon Managed Blockchain is a fully managed service for creating and managing blockchain networks and network resources using open-source frameworks. Blockchain allows you to build

applications where multiple parties can securely and transparently run transactions and share data without the need for a trusted, central authority.

You can use Managed Blockchain to create scalable blockchain resources and networks quickly and efficiently using the AWS Management Console, the AWS CLI, or the Managed Blockchain SDK.

Note

Only the Hyperledger Fabric framework on Amazon Managed Blockchain is currently supported in the AWS GovCloud (US-West) Region.

How Hyperledger Fabric on Amazon Managed Blockchain differs for AWS GovCloud (US)

- This service does not support AWS CloudFormation for Members and Peers creation.

Documentation for Hyperledger Fabric on Amazon Managed Blockchain

[Hyperledger Fabric on Managed Blockchain documentation.](#)

Export-controlled content

For AWS Services architected within the AWS GovCloud (US) Regions, the following list explains how certain components of data may leave the AWS GovCloud (US) Regions in the normal course of the service offerings. The list can be used as a guide to help meet applicable customer compliance obligations. Data not included in the following list remains within the AWS GovCloud (US) Regions.

- No data will leave the AWS GovCloud (US) Regions for this service.

How Amazon Managed Grafana differs in AWS GovCloud (US) Regions

This topic describes the functionality of Amazon Managed Grafana in the AWS GovCloud (US) Regions.

Amazon Managed Grafana is a fully managed and secure data visualization service that you can use to instantly query, correlate, and visualize operational metrics, logs, and traces from multiple sources. Amazon Managed Grafana makes it easy to deploy, operate, and scale Grafana, a widely deployed data visualization tool that is popular for its extensible data support.

Service Differences

The following differences apply to Amazon Managed Grafana in AWS GovCloud (US) Regions:

- Enterprise Plugins are not supported.
- Customer Managed Keys are not supported.
- Dual-stack functionality is not supported.
- CloudFormation is not supported.

Export-controlled content

For AWS Services architected within the AWS GovCloud (US) Regions, the following list explains how certain components of data may leave the AWS GovCloud (US) Regions in the normal course of the service offerings. The list can be used as a guide to help meet applicable customer compliance obligations. Data not included in the following list remains within the AWS GovCloud (US) Regions.

- No data will leave the AWS GovCloud (US) Regions for this service.

Documentation References

- [Amazon Managed Grafana](#) documentation
- [AWS Developer Tools](#) in AWS GovCloud (US) Regions
- [Service endpoints](#) for AWS GovCloud (US) Regions

Amazon Managed Service for Prometheus in AWS GovCloud (US)

Amazon Managed Service for Prometheus is a serverless, Prometheus-compatible monitoring service for container metrics that makes it easier to securely monitor container environments

at scale. With Amazon Managed Service for Prometheus, you can use the same open-source Prometheus data model and query language that you use today to monitor the performance of your containerized workloads, and also enjoy improved scalability, availability, and security without having to manage the underlying infrastructure.

How Amazon Managed Service for Prometheus differs for AWS GovCloud (US)

The Amazon Managed Service for Prometheus Collector is not available in AWS GovCloud (US). For more information, see [AWS managed collectors](#) in the *Amazon Managed Service for Prometheus User Guide*.

Documentation for Amazon Managed Service for Prometheus

[Amazon Managed Service for Prometheus documentation.](#)

Export-controlled content

For AWS Services architected within the AWS GovCloud (US) Regions, the following list explains how certain components of data may leave the AWS GovCloud (US) Regions in the normal course of the service offerings. The list can be used as a guide to help meet applicable customer compliance obligations. Data not included in the following list remains within the AWS GovCloud (US) Regions.

- No data will leave the AWS GovCloud (US) Regions for this service.

Amazon Managed Streaming for Apache Kafka (MSK) in AWS GovCloud (US)

Amazon Managed Streaming for Apache Kafka (Amazon MSK) is a fully managed service that enables you to build and run applications that use Apache Kafka to process streaming data. Amazon MSK provides the control-plane operations, such as those for creating, updating, and deleting clusters. It lets you use Apache Kafka data-plane operations, such as those for producing and consuming data. It runs open-source versions of Apache Kafka. This means existing applications, tooling, and plugins from partners and the Apache Kafka community are supported without requiring changes to application code.

How Managed Streaming for Apache Kafka differs for AWS GovCloud (US)

- Firehose isn't available as a destination for broker logs in AWS GovCloud (US).
- Amazon Managed Streaming for Apache Kafka (MSK) Serverless is not available in AWS GovCloud (US).

Documentation for Managed Streaming for Apache Kafka

[Amazon Managed Streaming for Apache Kafka \(MSK\) documentation.](#)

Export-controlled content

For AWS Services architected within the AWS GovCloud (US) Regions, the following list explains how certain components of data may leave the AWS GovCloud (US) Regions in the normal course of the service offerings. The list can be used as a guide to help meet applicable customer compliance obligations. Data not included in the following list remains within the AWS GovCloud (US) Regions.

- This service can generate metadata from customer-defined configurations. AWS suggests customers do not enter export-controlled information in console fields, descriptions, resource names, and tagging information.

Amazon MemoryDB in AWS GovCloud (US)

Amazon MemoryDB makes it easy to set up, manage, and scale distributed in-memory cache environments in the AWS Cloud. It provides a high performance, resizable, and cost-effective in-memory cache, while removing complexity associated with deploying and managing a distributed cache environment. MemoryDB works with the Valkey and Redis OSS engines.

How Amazon MemoryDB differs for AWS GovCloud (US)

- All MemoryDB instances must be launched in an Amazon VPC.
- MemoryDB clusters have a preferred weekly maintenance window. For information about the time blocks, see [Cache Engine Version Management](#).
- The r6gd node type and data-tiering are not available in AWS GovCloud (US).

Documentation for Amazon MemoryDB

[Amazon MemoryDB documentation.](#)

Export-controlled content

For AWS Services architected within the AWS GovCloud (US) Regions, the following list explains how certain components of data may leave the AWS GovCloud (US) Regions in the normal course of the service offerings. The list can be used as a guide to help meet applicable customer compliance obligations. Data not included in the following list remains within the AWS GovCloud (US) Regions.

- Unencrypted data stored in a cache cluster may not contain export-controlled data.
- MemoryDB metadata is not permitted to contain export-controlled data. This metadata includes all the configuration data that you enter when creating and maintaining your MemoryDB clusters.
- Do not enter export-controlled data in the following fields:
 - Cluster instance identifier
 - Cluster name
 - Cluster snapshot name
 - Cluster security group name
 - Cluster security group description
 - Cluster parameter group name
 - Cluster parameter group description
 - Cluster subnet group name
 - Cluster subnet group description
 - Replication group name
 - Replication group description

If you are processing export-controlled data with MemoryDB, follow these guidelines in order to maintain export compliance:

- To secure export-controlled data in your VPC, set up access control lists (ACLs) to control traffic entering and exiting your VPC. If you have multiple databases configured with different ports, set up ACLs on all the ports.

- For example, if you're running an application server on an Amazon EC2 instance that connects to an MemoryDB cluster, a non-U.S. person could reconfigure the DNS to redirect export-controlled data out of the VPC and into any server that could possibly be outside of AWS GovCloud (US) Regions
- To prevent this type of attack and to maintain export compliance, use network ACLs to prevent network traffic from exiting the VPC on the database port. For more information, see [Network ACLs](#) in the Amazon VPC User Guide.
- For each cluster that contains export-controlled data, ensure that only specific CIDR ranges and Amazon EC2 security groups can access the database instance, especially when an Internet gateway is attached to the VPC. Only allow connections that are from AWS GovCloud (US) Regions or other export-controlled environments to export-controlled clusters.

MemoryDB requires the use of the SSL (HTTPS) endpoint for service API calls. For more information, see [Service Endpoints](#).

Amazon MQ in AWS GovCloud (US)

Amazon MQ is a managed message broker service that makes it easy to migrate to a message broker in the cloud. A *message broker* allows software applications and components to communicate using various programming languages, operating systems, and formal messaging protocols. Currently, Amazon MQ supports [Apache ActiveMQ](#) and [RabbitMQ](#) engine types.

Amazon MQ works with your existing applications and services without the need to manage, operate, or maintain your own messaging system.

How Amazon MQ differs for AWS GovCloud (US)

Amazon MQ in AWS GovCloud (US) differs from its counterpart in commercial Regions in the following key ways:

- The AWS Free Tier is not available in GovCloud, meaning users cannot access the free resources offered in commercial Regions.
- Amazon MQ in GovCloud Regions does not support cross-Region data replication.
- The instance types supported by Amazon MQ in GovCloud differ from those in commercial Regions. Users should consult the Amazon MQ pricing page for the specific instance types available in their Region.
- Amazon MQ does not support CRDR in AWS GovCloud (US) regions.

Documentation for Amazon MQ

[Amazon MQ documentation.](#)

Export-controlled content

For AWS Services architected within the AWS GovCloud (US) Regions, the following list explains how certain components of data may leave the AWS GovCloud (US) Regions in the normal course of the service offerings. The list can be used as a guide to help meet applicable customer compliance obligations. Data not included in the following list remains within the AWS GovCloud (US) Regions.

- Amazon MQ metadata is not permitted to contain export-controlled data. For example, do not enter export-controlled data into user input fields such as the following:
 - Broker name
 - Configuration name
 - Resource tag/key value pairs

Amazon Neptune in AWS GovCloud (US)

Amazon Neptune is a fast, reliable, fully managed graph database service that makes it easy to build and run applications that work with highly connected datasets. The core of Neptune is a purpose-built, high-performance graph database engine. This engine is optimized for storing billions of relationships and querying the graph with milliseconds latency. Neptune supports the popular graph query languages Apache TinkerPop Gremlin and W3C's SPARQL, enabling you to build queries that efficiently navigate highly connected datasets. Neptune powers graph use cases such as recommendation engines, fraud detection, knowledge graphs, drug discovery, and network security.

How Amazon Neptune differs for AWS GovCloud (US)

- Neptune workbench with Jupyter notebooks is not available.
- Neptune Serverless is not available.

Documentation for Amazon Neptune

[Amazon Neptune documentation.](#)

Export-controlled content

For AWS Services architected within the AWS GovCloud (US) Regions, the following list explains how certain components of data may leave the AWS GovCloud (US) Regions in the normal course of the service offerings. The list can be used as a guide to help meet applicable customer compliance obligations. Data not included in the following list remains within the AWS GovCloud (US) Regions.

- This service can generate metadata from customer-defined configurations. AWS suggests customers do not enter export-controlled information in console fields, descriptions, resource names, and tagging information.

If you are processing export-controlled data with this service, use the SSL (HTTPS) endpoint to maintain export compliance. For more information, see [Service Endpoints](#).

Amazon OpenSearch Service in AWS GovCloud (US)

Amazon OpenSearch Service is a managed service that makes it easy to deploy, operate, and scale OpenSearch, a popular open-source search and analytics engine. OpenSearch Service also offers security options, high availability, data durability, and direct access to the OpenSearch API.

How Amazon OpenSearch Service differs for AWS GovCloud (US)

- Amazon Cognito authentication for OpenSearch Dashboards is not supported in the AWS GovCloud (US-East) Region.
- OpenSearch ingestion is not available in AWS GovCloud (US).

Documentation for Amazon OpenSearch Service

[Amazon OpenSearch Service documentation](#).

Export-controlled content

For AWS Services architected within the AWS GovCloud (US) Regions, the following list explains how certain components of data may leave the AWS GovCloud (US) Regions in the normal course of the service offerings. The list can be used as a guide to help meet applicable customer

compliance obligations. Data not included in the following list remains within the AWS GovCloud (US) Regions.

- Amazon OpenSearch Service metadata is not permitted to contain export-controlled data. This metadata includes all configuration data that you specify when creating and maintaining your OpenSearch clusters and indices, such as index names, alias names, tags, snapshot names, and repository names.
- Do not enter export-controlled data in the following fields:
 - Domain name
 - Index names
 - Type names
 - Document IDs
 - Snapshot names
 - Resource tags
 - Repository names
 - Alias names
 - CloudWatch log group names

Amazon Pinpoint in AWS GovCloud (US)

Important

End of support notice: On October 30, 2026, AWS will end support for Amazon Pinpoint. After October 30, 2026, you will no longer be able to access the Amazon Pinpoint console or Amazon Pinpoint resources (endpoints, segments, campaigns, journeys, and analytics). For more information, see [Amazon Pinpoint end of support](#). **Note:** APIs related to SMS, voice, mobile push, OTP, and phone number validate are not impacted by this change and are supported by AWS End User Messaging.

Amazon Pinpoint is an AWS service that you can use to engage with you customers across multiple messaging channels. You can use Amazon Pinpoint to send push notifications, emails, SMS text messages, and voice messages.

The Amazon Pinpoint API is currently available in AWS GovCloud (US-West).

How Amazon Pinpoint differs for AWS GovCloud (US)

- Amazon Pinpoint API
 - You can't use the `SendMessage` operation in the Amazon Pinpoint API to send voice messages.
 - The **Machine learning modules** section isn't available in the Amazon Pinpoint console.
 - The **Analytics** section of the Amazon Pinpoint console doesn't include the **Events** page.
 - When you create a campaign, you can't configure the campaign to be sent when an event occurs.
 - When you create a journey, you can only configure the **Journey entry** activity to add participants who are in a specific segment. You can't configure the **Journey entry** activity to add participants when they perform an activity (also known as an event).
 - You can't create message templates that include recommendations provided by Amazon Personalize.
 - The In-App channel is unavailable.
 - Time zone estimation is not supported.

Documentation for Amazon Pinpoint

Amazon Pinpoint [documentation](#) and Amazon Pinpoint API [documentaiton](#).

Export-controlled content

For AWS Services architected within the AWS GovCloud (US) Regions, the following list explains how certain components of data may leave the AWS GovCloud (US) Regions in the normal course of the service offerings. The list can be used as a guide to help meet applicable customer compliance obligations. Data not included in the following list remains within the AWS GovCloud (US) Regions.

- Amazon Pinpoint metadata is not permitted to contain export-controlled data. This metadata includes all the configuration data that you enter when creating and maintaining your Amazon Pinpoint tables, such as table names, hash attribute names, and range attribute names.
- Do not enter export-controlled data in the following fields:
 - Keyspace names
 - Table names

- Column names
- Resource tags

If you are processing export-controlled data with this service, use the SSL (HTTPS) endpoint to maintain export compliance. For more information, see [Service Endpoints](#).

Amazon Polly in AWS GovCloud (US)

This service is currently available in AWS GovCloud (US-West) only.

Amazon Polly is a Text-to-Speech (TTS) cloud service that converts text into lifelike speech. You can use Amazon Polly to develop applications that increase engagement and accessibility. Amazon Polly supports multiple languages and includes a variety of lifelike voices, so you can build speech-enabled applications that work in multiple locations and use the ideal voice for your customers.

How Amazon Polly differs for AWS GovCloud (US)

- In AWS GovCloud (US) Regions, AWS DOES NOT use or store AI Content processed by this AI Service to develop and improve that Service or technologies of AWS or its affiliates. Opt-out policies are not currently applicable to these Regions.

Documentation for Amazon Polly

[Amazon Polly documentation](#).

Export-controlled content

For AWS Services architected within the AWS GovCloud (US) Regions, the following list explains how certain components of data may leave the AWS GovCloud (US) Regions in the normal course of the service offerings. The list can be used as a guide to help meet applicable customer compliance obligations. Data not included in the following list remains within the AWS GovCloud (US) Regions.

- This service can generate metadata from customer-defined configurations. AWS suggests customers do not enter export-controlled information in console fields, descriptions, resource names, and tagging information.

Amazon Quick Suite in AWS GovCloud (US)

Amazon Quick Suite is a comprehensive business intelligence and analytics platform that combines traditional BI capabilities with advanced AI-powered features. The service includes the core Amazon QuickSight functionality—cloud-scale business intelligence tools for creating dashboards, visualizations, and data analysis—along with new AI-driven capabilities for enhanced insights and automation. Quick Suite connects to your data in the cloud and combines data from many different sources, allowing you to include AWS data, third-party data, big data, spreadsheet data, SaaS data, B2B data, and more in a single data dashboard. **In AWS GovCloud (US), only the traditional QuickSight capabilities (dashboards, visualizations, and data analysis) are currently supported.** As a fully managed cloud-based service, the supported features provide enterprise-grade security, global availability, and built-in redundancy, along with user-management tools that scale from 10 users to 10,000, all with no infrastructure to deploy or manage.

The supported QuickSight capabilities in AWS GovCloud (US) give decision-makers the opportunity to explore and interpret information in an interactive visual environment. They have secure access to dashboards from any device on your network and from mobile devices.

How Amazon Quick Suite differs for AWS GovCloud (US)

Amazon Quick Suite (formerly Amazon QuickSight) is supported in AWS GovCloud (US) regions with limitations. Only the core business intelligence capabilities are available, including dashboards, visualizations, data analysis, and reporting features. AI-powered features and functionality introduced as part of Amazon Quick Suite are not supported in AWS GovCloud (US) regions.

Below listed are the differences between the AWS GovCloud (US) and the standard AWS Regions.

- Email based user provisioning is not supported in AWS GovCloud (US).
- Using geospatial visualizations is not supported in AWS GovCloud (US).
- Using Amazon SageMaker AI integration is not supported in AWS GovCloud (US).
- The Q AI assistant is not supported in AWS GovCloud (US).
- Amazon Quick Suite and interface VPC endpoints (AWS PrivateLink) are not supported in AWS GovCloud (US).
- The mobile app is not supported for AWS GovCloud (US-East).

Amazon Quick Suite in AWS GovCloud (US) supports user authorization for federated users only. Quick directly supports authentication through AWS Identity and Access Management (IAM), AWS IAM Identity Center (IAM Identity Center), and AWS Directory Service for Microsoft Active Directory. For more information, see [Identity federation in AWS](#).

If you're a Amazon Quick Suite administrator, make sure to allow-list the following domains within your organization's network.

User type	Domain to allow-list
Native Amazon Quick Suite and Active Directory users	awsapps.com and amazonaws-us-gov.com
IAM users	amazonaws-us-gov.com

Specialized configurations that allow users to authenticate with a different identity service can also work, even if not directly supported from inside Amazon Quick Suite. For example, you can use Amazon Cognito as is described in the [Embedded Analytics Tutorial](#). This authentication method works because it is compatible and transparent to Amazon Quick Suite. For more information on Amazon Quick Suite authentication, see [Identity and Access Management in Amazon Quick Suite](#).

Note

If you are using the [Embedded Analytics Tutorial](#), you can point to AWS GovCloud (US) ARNs and URLs for your resources, but in the step for the static website that uses Amazon CloudFront and Amazon S3, you need to point to a classic AWS Region, for example US East (N. Virginia), for the tutorial to work. This is not necessary outside the tutorial. For more information and additional examples, see [Developing with Amazon Quick](#) in the Amazon Quick Suite User Guide.

Documentation for Amazon Quick Suite

[Amazon Quick Suite documentation](#).

Export-controlled content

For AWS Services architected within the AWS GovCloud (US) Regions, the following list explains how certain components of data may leave the AWS GovCloud (US) Regions in the normal course of the service offerings. The list can be used as a guide to help meet applicable customer compliance obligations. Data not included in the following list remains within the AWS GovCloud (US) Regions.

- No data will leave the AWS GovCloud (US) Regions for this service.

Amazon RDS in AWS GovCloud (US)

Amazon Relational Database Service (Amazon RDS) is a web service that makes it easier to set up, operate, and scale a relational database in the cloud. It provides cost-efficient, resizable capacity for an industry-standard relational database and manages common database administration tasks.

How Amazon Relational Database Service differs for AWS GovCloud (US)

- Multi-AZ DB clusters aren't available. However, Multi-AZ DB instances are available.
- Amazon RDS Custom for SQL Server isn't available.
- Amazon RDS Kerberos authentication for PostgreSQL DB instances is not available.
- Creation of [cross-Region read replicas](#) from other AWS Regions to the AWS GovCloud (US) Regions or from AWS GovCloud (US) Regions to other AWS Regions isn't supported.
- Copying of [DB snapshots](#) from other AWS Regions to the AWS GovCloud (US) Regions or from AWS GovCloud (US) Regions to other AWS Regions isn't supported.
- Oracle Management Agent versions 12.1 and 13.1 aren't available in the AWS GovCloud (US) Regions.
- Intermediate SSL certificates must be used to connect to the AWS GovCloud (US) Regions using SSL. For more information related to Intermediate certificates, see [Using SSL/TLS to Encrypt a Connection](#).
- Instance types and engine versions might vary in the AWS GovCloud (US) Regions. To determine instance and engine availability, see the [RDS Management Console](#) or CLI tools.
- Since the AWS GovCloud (US) Regions use a unique certificate authority (CA), update your DB instances for the AWS GovCloud (US) Regions to use the Region-specific certificate identified

by `rds-ca-rsa4096-g1` in [DescribeCertificates](#) calls as soon as possible. The remaining instructions described in the [Rotating your SSL/TLS certificate](#) topic are the same, except for the certificate identifier.

- Copying an option group isn't available.
- Performance Insights [proactive recommendations](#) aren't available.
- Zero-ETL integration with SageMaker Lakehouse isn't available.

Documentation for Amazon Relational Database Service

[Amazon RDS documentation](#).

Export-controlled content

For AWS Services architected within the AWS GovCloud (US) Regions, the following list explains how certain components of data may leave the AWS GovCloud (US) Regions in the normal course of the service offerings. The list can be used as a guide to help meet applicable customer compliance obligations. Data not included in the following list remains within the AWS GovCloud (US) Regions.

- Amazon RDS metadata is not permitted to contain export-controlled data. This metadata includes all configuration data that you enter when creating and maintaining your Amazon RDS instances except the master password.
- Do not enter export-controlled data in the following fields:
 - Database instance identifier
 - Master user name
 - Database name
 - Database snapshot name
 - Database security group name
 - Database security group description
 - Database parameter group name
 - Database parameter group description
 - Option group name
 - Option group description
 - Database subnet group name

- Database subnet group description
- Event subscription name
- Resource tags

If you are processing export-controlled data with Amazon RDS, follow these guidelines in order to maintain export compliance:

- When you use the console or the AWS APIs, the only data field that is protected as export-controlled data is the Amazon RDS master password.
- After you create your database, change the master password of your Amazon RDS instance by directly using the database client.
- You can enter export-controlled data into any data fields by using your database client-side tools. Do not pass export-controlled data by using the web service APIs that are provided by Amazon RDS.
- To secure export-controlled data in your VPC, set up access control lists (ACLs) to control traffic entering and exiting your VPC. If you have multiple databases configured with different ports, set up ACLs on all the ports.
 - To prevent this type of attack and to maintain export compliance, use network ACLs to prevent network traffic from exiting the VPC on the database port. For more information, see [Network ACLs](#) in the *Amazon VPC User Guide*.
- For each database instance that contains export-controlled data, ensure that only specific CIDR ranges and Amazon EC2 security groups can access the database instance, especially when an Internet gateway is attached to the VPC. Only allow connections that are from the AWS GovCloud (US) Regions or other export-controlled environments to export-controlled database instances.

If you are processing export-controlled data with this service, use the SSL (HTTPS) endpoint to maintain export compliance. For more information, see [Service Endpoints](#).

Amazon Redshift in AWS GovCloud (US)

Amazon Redshift is a fast, fully managed, petabyte-scale data warehouse service that makes it simple and cost-effective to efficiently analyze all your data using your existing business intelligence tools. It is optimized for datasets ranging from a few hundred gigabytes to a petabyte

or more and costs less than \$1,000 per terabyte per year, a tenth the cost of most traditional data warehousing solutions.

How Amazon Redshift differs for AWS GovCloud (US)

- To connect to Amazon Redshift with SSL, you must download the Amazon Redshift certificate bundle from <https://s3.us-gov-west-1.amazonaws.com/redshift-downloads/amazon-trust-ca-bundle.crt>. For more information, see [Configure Security Options for Connections](#).
- The COPY EXPLICIT_IDS parameter is not available.

Documentation for Amazon Redshift

[Amazon Redshift documentation](#).

Export-controlled content

For AWS Services architected within the AWS GovCloud (US) Regions, the following list explains how certain components of data may leave the AWS GovCloud (US) Regions in the normal course of the service offerings. The list can be used as a guide to help meet applicable customer compliance obligations. Data not included in the following list remains within the AWS GovCloud (US) Regions.

- Amazon Redshift metadata is not permitted to contain export-controlled data. This metadata includes all configuration data that you enter when creating and maintaining your Amazon Redshift clusters except the master password.
- Do not enter export-controlled data in the following fields:
 - Database instance identified
 - Master user name
 - Database name
 - Database snapshot name
 - Database security group name
 - Database security group description
 - Database parameter group name
 - Database parameter group description
 - Option group name

- Option group description
- Database subnet group name
- Database subnet group description
- Event subscription name
- Resource tags

If you are processing export-controlled data with Amazon Redshift, follow these guidelines in order to maintain export compliance:

- When you use the console or the AWS APIs, the only data field that is protected as export-controlled data is the Amazon Redshift Master Password.
- After you create your database, change the master password of your Amazon Redshift cluster by directly using the database client.
- You can enter export-controlled data into any data fields by using your database client-side tools. Do not pass export-controlled data by using the web service APIs that are provided by Amazon Redshift.
- To secure export-controlled data in your VPC, set up access control lists (ACLs) to control traffic entering and exiting your VPC. If you have multiple databases configured with different ports, set up ACLs on all the ports.
 - For example, if you're running an application server on an Amazon EC2 instance that connects to an Amazon Redshift cluster, a non-U.S. person could reconfigure the DNS to redirect export-controlled data out of the VPC and into any server that could possibly be outside of the AWS GovCloud (US) Regions.

To prevent this type of attack and to maintain export compliance, use network ACLs to prevent network traffic from exiting the VPC on the database port. For more information, see [Network ACLs](#) in the *Amazon VPC User Guide*.

- For each cluster that contains export-controlled data, ensure that only specific CIDR ranges and Amazon EC2 security groups can access the cluster, especially when an Internet gateway is attached to the VPC. Only allow connections that are from the AWS GovCloud (US) Regions or other export-controlled environments to export-controlled clusters.

If you are processing export-controlled data with this service, use the SSL (HTTPS) endpoint to maintain export compliance. For more information, see [Service Endpoints](#).

Amazon Rekognition in AWS GovCloud (US)

This service is currently available in AWS GovCloud (US-West) only.

Amazon Rekognition makes it easy to add image and video analysis to your applications. You just provide an image or video to the Rekognition API, and the service can identify objects, people, text, scenes, and activities. It can detect any inappropriate content as well. Amazon Rekognition also provides highly accurate facial analysis and facial recognition. You can detect, analyze, and compare faces for a wide variety of use cases, including user verification, cataloging, people counting, and public safety.

How Amazon Rekognition differs for AWS GovCloud (US)

- Celebrity Recognition is not available in AWS GovCloud (US) for either Amazon Rekognition Image or Amazon Rekognition Stored Video.
- Amazon Rekognition Streaming Video is not available in AWS GovCloud (US).
- Amazon Rekognition Custom Labels is not available in AWS GovCloud (US).
- Amazon Rekognition Bulk Analysis is not available in AWS GovCloud (US)
- In AWS GovCloud (US) Regions, AWS DOES NOT use or store AI Content processed by this AI Service to develop and improve that Service or technologies of AWS or its affiliates. Opt-out policies are not currently applicable to these Regions.

Documentation for Amazon Rekognition

[Amazon Rekognition documentation.](#)

Export-controlled content

For AWS Services architected within the AWS GovCloud (US) Regions, the following list explains how certain components of data may leave the AWS GovCloud (US) Regions in the normal course of the service offerings. The list can be used as a guide to help meet applicable customer compliance obligations. Data not included in the following list remains within the AWS GovCloud (US) Regions.

- This service can generate metadata from customer-defined configurations. AWS suggests customers do not enter export-controlled information in console fields, descriptions, resource names, and tagging information.

Amazon Route 53 in AWS GovCloud (US)

Route 53 is a highly available and scalable Domain Name System (DNS) web service. In the AWS GovCloud (US), you can use Route 53 public and private DNS and health checking.

How Amazon Route 53 differs for AWS GovCloud (US-West) Region

Public Hosted Zones

- DNS queries will be answered from within FedRAMP boundary.
- When creating alias records, you can now choose alias targets in the AWS GovCloud (US) Regions, but you cannot choose alias targets in global AWS Regions. Currently, we support alias targets for API Gateway, Elastic Beanstalk, Application Load Balancer, Classic Load Balancer, Network Load Balancer, Amazon S3 website endpoint, and VPC endpoint. The other alias targets are not supported.
- The customer managed key that you use with DNSSEC signing must be in AWS GovCloud (US-West).
- The CloudWatch Logs log group for query logging must be in AWS GovCloud (US-West).
- CloudWatch metrics like DNSQueries can be found in AWS GovCloud (US-West).
- IP-based routing type is not available.
- Traffic Flow features are not available.
- DNS query checking tool on the console, and TestDNSAnswer API are not available.

Private Hosted Zones

- You can create private hosted zones in the AWS GovCloud (US). In general, the functionality is the same as for private hosted zones in the commercial version of Route 53.
- Latency based, geolocation, and geoproximity routing types are not available in private hosted zones.
- Route 53 Resolver delegation is not available.

Health Checking

- You can create health checks that monitor endpoints in the AWS GovCloud, and you can create health checks that monitor the status of other health checks.

- As in other AWS Regions, if you create a health check that monitors an endpoint in the AWS GovCloud, you must make the endpoint available on the public internet. Route 53 health checkers send health checking requests over the public internet.
- You can restrict access to your endpoints by allowlisting the IP addresses of Route 53 health checkers in the AWS GovCloud:
 - 160.1.56.0/25
 - 160.1.55.0/25
 - 160.1.55.128/25
 - 18.253.167.128/25
 - 18.253.168.0/25
 - 18.253.167.0/25

The control plane for Route 53 in the AWS GovCloud (US) is in the AWS GovCloud (US-West).

Documentation for Amazon Route 53

[Amazon Route 53 documentation.](#)

Export-controlled content

For AWS Services architected within the AWS GovCloud (US) Regions, the following list explains how certain components of data may leave the AWS GovCloud (US) Regions in the normal course of the service offerings. The list can be used as a guide to help meet applicable customer compliance obligations. Data not included in the following list remains within the AWS GovCloud (US) Regions.

- This service can generate metadata from customer-defined configurations. AWS suggests customers do not enter export-controlled information in console fields, descriptions, resource names, and tagging information.

Amazon Application Recovery Controller (ARC) in AWS GovCloud (US)

How Amazon Application Recovery Controller (ARC) differs for AWS GovCloud (US)

The AWS GovCloud (US-West) implementation of ARC is unique in the following way:

- The routing control, and readiness check features of the ARC service are not available in AWS GovCloud (US-West).

Zonal Shift

You can use ARC zonal shift to quickly isolate and recover from single Availability Zone (AZ) impairments. Zonal shift temporarily shifts traffic for a supported resource away from an impaired AZ to healthy AZs in the same AWS Region. Starting a zonal shift helps your application recover quickly, for example, from a developer's bad code deployment or from an AWS impairment in a single AZ. Shifting traffic away from the impaired AZ reduces the impact for clients who are using your application in the impaired AZ.

You can start a zonal shift for any supported resource in your account in an AWS Region. Zonal shifts are manual and temporary. When you start a zonal shift, you must specify an (extendable) expiration of up to three days.

Region Switch

You can use Region switch in ARC to orchestrate large-scale, complex recovery tasks for your application resources across AWS accounts, to help ensure business continuity and reduce operational overhead. Region switch provides a centralized and observable solution that you can perform manually, or automate by using Amazon CloudWatch alarm triggers. If an AWS Region becomes impaired, you can execute the plans that you create by using Region switch to fail over or switch your resources to another Region. This ensures that your application can continue to operate, running in a healthy AWS Region.

Documentation for Amazon Application Recovery Controller (ARC)

[Amazon Application Recovery Controller \(ARC\) Developer Guide](#)

Export-controlled content

For AWS Services architected within the AWS GovCloud (US) Regions, the following list explains how certain components of data may leave the AWS GovCloud (US) Regions in the normal course of the service offerings. The list can be used as a guide to help meet applicable customer compliance obligations. Data not included in the following list remains within the AWS GovCloud (US) Regions.

- All customer parameters provided as input to ARC through the console, APIs, or other mechanisms, are not permitted to contain export-controlled data. Examples include comments entered by the user, and the resource name and Amazon Resource Name (ARN) for registered resources.

Amazon S3 in AWS GovCloud (US)

Amazon Simple Storage Service (Amazon S3) is storage for the internet. You can use Amazon S3 to store and retrieve any amount of data at any time, from anywhere on the web. You can accomplish these tasks using the simple and intuitive web interface of the AWS Management Console.

How Amazon Simple Storage Service differs for AWS GovCloud (US)

- Amazon Route 53 Private DNS for VPCs is currently not supported for Amazon S3 endpoints.
- You cannot do a direct copy of the contents of an Amazon S3 bucket in the AWS GovCloud (US) Regions to or from another AWS Region.
- If you use Amazon S3 policies, use the AWS GovCloud (US) Amazon Resource Name (ARN) identifier. For more information, see [Amazon Resource Names \(ARNs\) in AWS GovCloud \(US\) Regions](#).
- In the AWS GovCloud (US) Regions, Amazon S3 has three endpoints. If you are processing export-controlled data, use one of the SSL endpoints. If you have FIPS requirements, use a FIPS 140-3 endpoint (<https://s3-fips.us-gov-west-1.amazonaws.com> or <https://s3-fips.us-gov-east-1.amazonaws.com>).
- Amazon S3 bucket names are unique to the AWS GovCloud (US) Regions. Bucket names in the AWS GovCloud (US) Regions are not shared across other AWS Regions.
- Multi-factor authentication (MFA) delete is not available in the AWS GovCloud (US) Regions.
- [Amazon S3 Transfer Acceleration](#) is not available in the AWS GovCloud (US) Regions.

- Amazon S3 Object Lambda Access Points are available in the AWS GovCloud (US) Regions for SSL endpoints. Object Lambda Access Points are not available for FIPS endpoints.
- Amazon S3 presigned URLs are available only through the AWS Command Line Interface (AWS CLI) and AWS SDKs.
- Bucket-style aliases for your Amazon S3 Object Lambda Access Points are not available.
- Amazon S3 Express One Zone is not available in the AWS GovCloud (US) Regions.
- Amazon S3 Tables replication is not available in the AWS GovCloud (US) Regions.
- Amazon S3 Metadata is not available in the AWS GovCloud (US) Regions.
- Access points for directory buckets are not available in the AWS GovCloud (US) Regions.
- You cannot use S3 access points to access file data stored on Amazon FSx file systems.

Documentation for Amazon Simple Storage Service

[Amazon Simple Storage Service documentation.](#)

Export-controlled content

For AWS Services architected within the AWS GovCloud (US) Regions, the following list explains how certain components of data may leave the AWS GovCloud (US) Regions in the normal course of the service offerings. The list can be used as a guide to help meet applicable customer compliance obligations. Data not included in the following list remains within the AWS GovCloud (US) Regions.

- Amazon S3 metadata is not permitted to contain export-controlled data. This metadata includes all configuration data that you enter when creating and maintaining your Amazon S3 buckets, such as bucket names.
- Do not enter export-controlled data in the following fields:
 - Resource tags

Amazon Glacier in AWS GovCloud (US)

Amazon Glacier is a storage service optimized for infrequently used data, or cold data. The service provides durable and extremely low-cost storage with security features for data archiving and backup.

How Amazon Glacier differs for AWS GovCloud (US)

This service has no differences between the AWS GovCloud (US) and the standard AWS Regions.

Documentation for Amazon Glacier

[Amazon Glacier documentation.](#)

Export-controlled content

For AWS Services architected within the AWS GovCloud (US) Regions, the following list explains how certain components of data may leave the AWS GovCloud (US) Regions in the normal course of the service offerings. The list can be used as a guide to help meet applicable customer compliance obligations. Data not included in the following list remains within the AWS GovCloud (US) Regions.

- Amazon Glacier metadata is not permitted to contain export-controlled data. This metadata includes all configuration data that you enter when creating and maintaining your Amazon Glacier vaults names.
- Do not enter export-controlled data in the following fields:
 - Resource tags: Key
 - Resource tags: Value

Amazon S3 on Outposts in AWS GovCloud (US)

Amazon S3 on Outposts delivers object storage to your on-premises AWS Outposts environment to help you meet your low latency, local data processing, and data residency needs. Using the Amazon S3 APIs and features, Amazon S3 on Outposts makes it easier to store, secure, tag, retrieve, report on, and control access to the data on your Outposts. AWS Outposts is a fully managed service that extends AWS infrastructure, services, and tools to virtually any data center, co-location space, or on-premises facility for a truly consistent hybrid experience.

How Amazon S3 on Outposts differs for AWS GovCloud (US)

AWS CloudFormation is not supported.

Documentation for Amazon S3 on Outposts

[S3 on Outposts documentation.](#)

Export-controlled content

For AWS Services architected within the AWS GovCloud (US) Regions, the following list explains how certain components of data may leave the AWS GovCloud (US) Regions in the normal course of the service offerings. The list can be used as a guide to help meet applicable customer compliance obligations. Data not included in the following list remains within the AWS GovCloud (US) Regions.

- Amazon S3 on Outposts metadata is not permitted to contain export-controlled data. This metadata includes all configuration data that you enter when creating and maintaining your Amazon S3 on Outposts buckets, such as bucket names. For example, do not enter export-controlled data in the following fields:
 - Outpost Bucket Name
 - Outpost Object Name
 - Resource tags

Amazon SageMaker AI in AWS GovCloud (US)

Amazon SageMaker AI is a fully managed machine learning service. With Amazon SageMaker AI, data scientists and developers can quickly and easily build and train machine learning models, and then directly deploy them into a production-ready hosted environment. It provides an integrated Jupyter authoring notebook instance for easy access to your data sources for exploration and analysis, so you don't have to manage servers. It also provides common machine learning algorithms that are optimized to run efficiently against extremely large data in a distributed environment. With native support for bring-your-own-algorithms and frameworks, Amazon SageMaker AI provides flexible distributed training options that adjust to your specific workflows.

How Amazon SageMaker AI differs for AWS GovCloud (US)

- Only the following features are available. API calls to unavailable features will fail with a 4xx message indicating "The requested operation is not supported in the called region".
 - Notebook instances

- Training
- Pipelines
- SageMaker JumpStart
- Hosting
- Batch Transform
- Processing
- Neo
- SageMaker Search
- SageMaker Debugger and Profiler
- Model Tuning
- SageMaker Studio and Studio Classic
 - Authentication using AWS Identity and Access Management is supported; authentication using IAM Identity Center is not supported
 - Scheduling a notebook job is not supported
 - AWS Glue interactive sessions is supported only in AWS GovCloud (US-West)
- SageMaker Studio notebooks

 **Note**

SageMaker Jumpstart in GovCloud only provides support for open-weight models. You can only access SageMaker Jumpstart with SageMaker AI Python SDK.

Documentation for Amazon SageMaker AI

[Amazon SageMaker AI documentation.](#)

Export-controlled content

For AWS Services architected within the AWS GovCloud (US) Regions, the following list explains how certain components of data may leave the AWS GovCloud (US) Regions in the normal course of the service offerings. The list can be used as a guide to help meet applicable customer compliance obligations. Data not included in the following list remains within the AWS GovCloud (US) Regions.

- Amazon SageMaker AI metadata is not permitted to contain export-controlled data. This metadata includes all configuration data that you enter when creating and maintaining your NotebookInstances, NotebookInstanceLifecycleConfigs, Endpoints, Models, EndpointConfigs, TrainingJobs, HyperParameterTuningJobs, and BatchTransformJobs.

Do not enter export-controlled data in the following console fields:

- NotebookInstance Name
- NotebookInstanceLifecycleConfig Name
- Model Name
- Model Container Hostname
- Model Environment names and values
- Endpoint Name
- Endpoint Config Name
- Endpoint Config Production Variant names
- Endpoint Config
- TrainingJob Name
- BatchTransformJob Name
- Hyperparameter Names or values
- Input Channel Name
- Any resource tag or value
- Names of any metrics emitted by algorithms
- Names of any training or inference container environment variables

Amazon SES in AWS GovCloud (US)

Lists the differences for using Amazon SES in the AWS GovCloud (US) compared to other AWS Regions.

Amazon SES is an email platform that provides an easy, cost-effective way for you to send and receive email using your own email addresses and domains. For example, you can send marketing emails such as special offers, transactional emails such as order confirmations, and other types of correspondence such as newsletters. When you use Amazon SES to receive mail, you can develop software solutions such as email autoresponders, email unsubscribe systems, and applications that generate customer support tickets from incoming emails.

How Amazon SES differs for AWS GovCloud (US)

- Amazon SES doesn't support email receiving in the AWS GovCloud (US) Region.

Documentation for Amazon SES

[Amazon SES documentation.](#)

Export-controlled content

For AWS Services architected within the AWS GovCloud (US) Regions, the following list explains how certain components of data may leave the AWS GovCloud (US) Regions in the normal course of the service offerings. The list can be used as a guide to help meet applicable customer compliance obligations. Data not included in the following list remains within the AWS GovCloud (US) Regions.

- This service can generate metadata from customer-defined configurations. AWS suggests customers do not enter export-controlled information in console fields, descriptions, resource names, and tagging information.

Amazon Security Lake in AWS GovCloud (US)

Amazon Security Lake is a fully managed security data lake service. You can use Security Lake to automatically centralize security data from AWS environments, SaaS providers, on premises, cloud sources, and third-party sources into a purpose-built data lake that's stored in your AWS account. Security Lake helps you analyze security data, so you can get a more complete understanding of your security posture across the entire organization. With Security Lake, you can also improve the protection of your workloads, applications, and data.

How Amazon Security Lake differs for AWS GovCloud (US)

- In AWS GovCloud (US) Regions, the subscriber [HttpsNotificationConfiguration](#) operation is not supported.
- In AWS GovCloud (US) Regions, AWS doesn't use or store Customer Content processed by Amazon Security Lake to develop and improve the service or technologies of AWS or its affiliates. Opt-out policies are currently not applicable to these Regions.

Documentation for Amazon Security Lake

[Security Lake documentation.](#)

Export-controlled content

For AWS Services architected within the AWS GovCloud (US) Regions, the following list explains how certain components of data may leave the AWS GovCloud (US) Regions in the normal course of the service offerings. The list can be used as a guide to help meet applicable customer compliance obligations. Data not included in the following list remains within the AWS GovCloud (US) Regions.

- No data will leave the AWS GovCloud (US) Regions for this service.

Amazon SNS in AWS GovCloud (US)

Amazon Simple Notification Service (Amazon SNS) is a web service that enables applications, end-users, and devices to instantly send and receive notifications from the cloud.

How Amazon Simple Notification Service differs for AWS GovCloud (US)

- You cannot use Amazon SNS to send SMS messages while using the AWS GovCloud (US-East) Region.
- Amazon Data Firehose subscriptions are not supported.
- Kinesis Firehose protocol option for the Amazon SNS topics is not available.
- Message Data Protection is not supported.
- Custom data identifiers are not supported.
- Amazon SNS message archiving and replay is not supported.
- IPv6 is not supported.

Documentation for Amazon Simple Notification Service

[Amazon SNS documentation.](#)

Export-controlled content

For AWS Services architected within the AWS GovCloud (US) Regions, the following list explains how certain components of data may leave the AWS GovCloud (US) Regions in the normal course of the service offerings. The list can be used as a guide to help meet applicable customer compliance obligations. Data not included in the following list remains within the AWS GovCloud (US) Regions.

- Export-controlled data may not be entered, stored, or processed in Amazon SNS notification messages when the following notification endpoints are being used:

Notification Endpoints

- Mobile push notifications – not permitted to contain export-controlled data
- Email – not permitted to contain export-controlled data
- Amazon SQS queues outside of AWS GovCloud (US) Regions – not permitted to contain export-controlled data
- HTTP URL endpoint – not permitted to contain export-controlled data
- Amazon SNS metadata is not permitted to contain export-controlled data. This metadata includes all configuration data that you enter when setting up and maintaining your topics.

For example, do not enter export-controlled data in the following fields:

- Topic Name
- Display Name
- Topic Policy
- Topic Delivery Policy
- Topic ARN
- Endpoint
- Subject
- Application Name

Amazon SQS in AWS GovCloud (US)

Amazon Simple Queue Service (Amazon SQS) is a fully managed message queuing service that makes it easy to decouple and scale microservices, distributed systems, and serverless applications.

Amazon SQS moves data between distributed application components and helps you decouple these components.

How Amazon Simple Queue Service differs for AWS GovCloud (US)

- IPv6 is not supported.

Documentation for Amazon Simple Queue Service

[Amazon SQS documentation.](#)

Export-controlled content

For AWS Services architected within the AWS GovCloud (US) Regions, the following list explains how certain components of data may leave the AWS GovCloud (US) Regions in the normal course of the service offerings. The list can be used as a guide to help meet applicable customer compliance obligations. Data not included in the following list remains within the AWS GovCloud (US) Regions.

- Amazon SQS metadata is not permitted to contain export-controlled data. This metadata includes all configuration data that you enter when setting up and maintaining your queues.

For example, do not enter export-controlled data in the following fields:

- Queue Name
- Queue Configuration
- Queue Policy Document
- Queue Permissions

Amazon SWF in AWS GovCloud (US)

Amazon Simple Workflow Service (Amazon SWF) makes it easy to build applications that coordinate work across distributed components. In Amazon SWF, a task represents a logical unit of work that is performed by a component of your application. Coordinating tasks across the application involves managing intertask dependencies, scheduling, and concurrency in accordance with the logical flow of the application. Amazon SWF gives you full control over implementing tasks and coordinating them without worrying about underlying complexities such as tracking their progress and maintaining their state.

How Amazon Simple Workflow Service Differs for AWS GovCloud (US)

This service has no differences between the AWS GovCloud (US) and the standard AWS Regions.

Documentation for Amazon Simple Workflow Service

[Amazon SWF documentation.](#)

Export-controlled content

For AWS Services architected within the AWS GovCloud (US) Regions, the following list explains how certain components of data may leave the AWS GovCloud (US) Regions in the normal course of the service offerings. The list can be used as a guide to help meet applicable customer compliance obligations. Data not included in the following list remains within the AWS GovCloud (US) Regions.

- No export-controlled data can be entered, stored, or processed in Amazon SWF.
- Amazon SWF metadata is not permitted to contain export-controlled data. This metadata includes all of the configuration data that you enter when setting up and maintaining your workflows.

For example, do not enter export-controlled data in the following fields:

- Workflow type name
- Workflow type version
- Activity type name
- Activity type version
- Execution workflow ID
- Activity task ID
- The `input`, `result`, or `details` arguments to workflow executions
- The `input`, `result`, or `details` arguments to activity tasks

Amazon Textract in AWS GovCloud (US)

Amazon Textract makes it easy to add document text detection and analysis to your applications.

The Amazon Textract Text Detection API can detect text in a variety of documents including

financial reports, medical records, and tax forms. For documents with structured data, you can use the Amazon Textract Document Analysis API to extract text, forms and tables.

How Amazon Textract Differs for AWS GovCloud (US)

- In AWS GovCloud (US) Regions, AWS DOES NOT use or store AI Content processed by this AI Service to develop and improve that Service or technologies of AWS or its affiliates. Opt-out policies are not currently applicable to these Regions.

Documentation for Amazon Textract

[Amazon Textract documentation.](#)

Export-controlled content

For AWS Services architected within the AWS GovCloud (US) Regions, the following list explains how certain components of data may leave the AWS GovCloud (US) Regions in the normal course of the service offerings. The list can be used as a guide to help meet applicable customer compliance obligations. Data not included in the following list remains within the AWS GovCloud (US) Regions.

- Amazon Textract metadata is not permitted to contain export-controlled data.

Amazon Timestream in AWS GovCloud (US)

This service is currently available in AWS GovCloud (US-West) only.

Timestream is a fast, scalable, and serverless time series database service for IoT and operational applications. With Timestream, you can store and analyze trillions of events per day up to 1,000 times faster than with relational databases—at as little as one-tenth of the cost.

Timestream saves you time and cost in managing the lifecycle of time series data by keeping recent data in memory and moving historical data to a cost-optimized storage tier, based upon user-defined policies.

With the purpose-built query engine in Timestream, you can access and analyze recent and historical data together, without needing to specify explicitly in the query whether the data resides in memory or in the cost-optimized storage tier.

Timestream helps ensure that your time series data is always encrypted, whether at rest or in transit. With Timestream, you can also specify an AWS KMS customer managed key for encrypting data in the magnetic store.

How Amazon Timestream differs for AWS GovCloud (US)

The AWS GovCloud (US) Region implementation of Amazon Timestream is unique in the following ways.

- The query editor in the Timestream console does not allow you to save your queries for later usage or search from saved queries.
- Customers who rely upon FIFO support with SNS notifications from the scheduled query service for Timestream will not be able to create such a topic in GovCloud since the Region does not support FIFO topics. For more information, see [Amazon SNS in AWS GovCloud \(US\)](#). This might cause notifications for scheduled queries to arrive out of order.

Documentation for Amazon Timestream

[Timestream documentation.](#)

Export-controlled content

For AWS services architected within the AWS GovCloud (US) Regions, the following list explains how certain components of data may leave the AWS GovCloud (US) Regions in the normal course of the service offerings. The list can be used as a guide to help meet applicable customer compliance obligations. Data not included in the following list remains within the AWS GovCloud (US) Regions.

- Amazon Timestream metadata is not permitted to contain export-controlled data. This metadata includes all configuration data that you enter when creating and maintaining your Amazon Timestream instances except the master password.
- Do not enter export-controlled data in the following fields.
 - Master user name
 - Database name
 - Table name
 - Scheduled query, Query Name
 - Resource tags

If you are processing export-controlled data with Amazon Timestream, follow these guidelines in order to maintain export compliance.

- When you use the console or the AWS APIs, the only data field that is protected as export-controlled data is the Amazon Timestream master password.
- You can enter export-controlled data into any data fields by using your database client-side tools. Do not pass export-controlled data by using the web service APIs that are provided by Amazon Timestream.
- To secure export-controlled data in your VPC, set up access control lists (ACLs) to control traffic entering and exiting your VPC. If you have multiple databases configured with different ports, set up ACLs on all the ports.

For example, if you're running an application server on an Amazon EC2 instance that connects to Amazon Timestream, a non-U.S. person could reconfigure the DNS to redirect export-controlled data out of the VPC and into any server that could possibly be outside of the AWS GovCloud (US) Regions.

To prevent this type of attack and to maintain export compliance, use network ACLs to prevent network traffic from exiting the VPC on the database port. For more information, see [Network ACLs](#) in the *Amazon VPC User Guide*.

- For each database that contains export-controlled data, ensure that only specific CIDR ranges and Amazon EC2 security groups can access the database instance, especially when an Internet gateway is attached to the VPC. Only allow connections that are from the AWS GovCloud (US) Regions or other export-controlled environments to export-controlled database instances.
- If you are processing export-controlled data with this service, use the SSL (HTTPS) endpoint to maintain export compliance. For more information, see [Service Endpoints](#).

Amazon Transcribe in AWS GovCloud (US)

Amazon Transcribe uses advanced machine learning technologies to recognize speech in audio files and transcribe them into text. Use Amazon Transcribe to convert audio to text and to create applications that incorporate the content of audio files. For example, you can transcribe the audio track from a video recording to create closed captioning for the video.

How Amazon Transcribe differs for AWS GovCloud (US)

- Automatic language identification is not available in the AWS GovCloud (US-East) Region.

- Call Analytics is not available in the AWS GovCloud (US) Regions.
- Automatic content redaction is not available in the AWS GovCloud (US-East) Region.
- In AWS GovCloud (US) Regions, AWS DOES NOT use or store AI Content processed by this AI Service to develop and improve that Service or technologies of AWS or its affiliates. Opt-out policies are not currently applicable to these Regions.

Documentation for Amazon Transcribe

[Amazon Transcribe documentation.](#)

Export-controlled content

For AWS Services architected within the AWS GovCloud (US) Regions, the following list explains how certain components of data may leave the AWS GovCloud (US) Regions in the normal course of the service offerings. The list can be used as a guide to help meet applicable customer compliance obligations. Data not included in the following list remains within the AWS GovCloud (US) Regions.

- No data will leave the AWS GovCloud (US) Regions for this service.

AWS Transit Gateway in AWS GovCloud (US)

A transit gateway is a network transit hub that interconnects your virtual private clouds (VPC) and on-premises networks.

How AWS Transit Gateway differs for AWS GovCloud (US)

- You can't visualize your global network in geographic map view in Transit Gateway Network Manager console.
- Inter-Region peering is only supported between AWS GovCloud (US-East) and AWS GovCloud (US-West). You can't create an Inter-Region peering between a AWS GovCloud (US) Region and any other AWS Region.

Documentation for AWS Transit Gateway

[Transit Gateway documentation](#)

Export-controlled content

For AWS Services architected within the AWS GovCloud (US) Regions, the following list explains how certain components of data may leave the AWS GovCloud (US) Regions in the normal course of the service offerings. The list can be used as a guide to help meet applicable customer compliance obligations. Data not included in the following list remains within the AWS GovCloud (US) Regions.

- Transit gateway metadata is not permitted to contain export-controlled data. This metadata includes all of the configuration data that you enter when setting up and maintaining your transit gateways. This applies to free-text entry fields for transit gateway resources, including but not limited to:
 - Resource names
 - Resource descriptions
 - Tag keys and values

Amazon Translate in AWS GovCloud (US)

This service is currently available in AWS GovCloud (US-West) only.

Amazon Translate is a neural machine translation service for translating text to and from English across a breadth of supported languages. Powered by deep-learning technologies, Amazon Translate delivers fast, high-quality, and affordable language translation. It provides a managed, continually trained solution so you can easily translate company and user-authored content or build applications that require support across multiple languages. The machine translation engine has been trained on a wide variety of content across different domains to produce quality translations that serve any industry need.

How Amazon Translate differs for AWS GovCloud (US)

- Async batch is not available in AWS GovCloud (US).
- Active Custom Translation is not available in AWS GovCloud (US).
- Parallel Data Operations are not available in AWS GovCloud (US).
- In AWS GovCloud (US) Regions, AWS DOES NOT use or store AI Content processed by this AI Service to develop and improve that Service or technologies of AWS or its affiliates. Opt-out policies are not currently applicable to these Regions.

Documentation for Amazon Translate

[Amazon Translate documentation.](#)

Export-controlled content

For AWS Services architected within the AWS GovCloud (US) Regions, the following list explains how certain components of data may leave the AWS GovCloud (US) Regions in the normal course of the service offerings. The list can be used as a guide to help meet applicable customer compliance obligations. Data not included in the following list remains within the AWS GovCloud (US) Regions.

- This service can generate metadata from customer-defined configurations. AWS suggests customers do not enter export-controlled information in console fields, descriptions, resource names, and tagging information.

Amazon VPC in AWS GovCloud (US)

Amazon Virtual Private Cloud (Amazon VPC) enables you to launch Amazon Web Services (AWS) resources into a virtual network that you've defined. This virtual network closely resembles a traditional network that you'd operate in your own data center, with the benefits of using the scalable infrastructure of AWS.

Note

Not all Amazon VPC endpoints in AWS GovCloud (US) support Amazon VPC endpoint policies.

How Amazon Virtual Private Cloud differs for AWS GovCloud (US)

- Use SSL (HTTPS) when you make calls to the service in the AWS GovCloud (US) Region. In other AWS Regions, you can use HTTP or HTTPS.
- Traffic mirror sessions are visible to the owner of a traffic mirror target only if created using the same account. If a traffic mirror target is shared with other accounts, those other accounts can still create sessions with that target, but those sessions are not visible to the target owner.
- Security group rule IDs are not available in the Amazon VPC console.

- The AWS-managed prefix list for Amazon CloudFront is not available.
- Amazon VPC Route Server is not supported.

Documentation for Amazon Virtual Private Cloud

[Amazon VPC documentation](#)

Export-controlled content

For AWS Services architected within the AWS GovCloud (US) Regions, the following list explains how certain components of data may leave the AWS GovCloud (US) Regions in the normal course of the service offerings. The list can be used as a guide to help meet applicable customer compliance obligations. Data not included in the following list remains within the AWS GovCloud (US) Regions.

- Amazon VPC metadata is not permitted to contain export-controlled data. This metadata includes all of the configuration data that you enter when setting up and maintaining your VPCs. This applies to free-text entry fields for VPC resources, including but not limited to:
 - Names and descriptions of security groups and security group rules
 - Keys and values of DHCP option sets
 - Names of destination log groups for VPC Flow Logs
 - Tag keys and values
 - Service names of VPC endpoints
 - Client token values used for the idempotency of API requests

Amazon Verified Permissions in AWS GovCloud (US)

Amazon Verified Permissions is a scalable, fine-grained permissions management and authorization service for custom applications built by you. With Verified Permissions, your developers can build secure applications faster by externalizing authorization and centralizing policy management and administration. Verified Permissions uses the Cedar Policy Language to define fine-grained permissions for application users.

How Amazon Verified Permissions differs for AWS GovCloud (US)

- Identity sources, including Amazon Cognito user pools, aren't available to Verified Permissions policy stores in AWS GovCloud (US) Regions.

Documentation for Amazon Verified Permissions

[Verified Permissions documentation.](#)

Export-controlled content

For AWS Services architected within the AWS GovCloud (US) Regions, the following list explains how certain components of data may leave the AWS GovCloud (US) Regions in the normal course of the service offerings. The list can be used as a guide to help meet applicable customer compliance obligations. Data not included in the following list remains within the AWS GovCloud (US) Regions.

- No data will leave the AWS GovCloud (US) Regions for this service.

Amazon WorkSpaces in AWS GovCloud (US)

Amazon WorkSpaces is a managed, secure cloud desktop service. You can use Amazon WorkSpaces to provision either Windows or Amazon Linux 2 desktops in just a few minutes and quickly scale to provide thousands of desktops to workers across the globe. You can pay either monthly or hourly, just for the WorkSpaces you launch, which helps you save money when compared to traditional desktops and on-premises virtual desktop infrastructure (VDI) solutions. Amazon WorkSpaces helps you eliminate the complexity in managing hardware inventory and OS versions and patches which helps simplify your desktop delivery strategy. With Amazon WorkSpaces, your users get a fast, responsive desktop of their choice that they can access anywhere, anytime, from any supported device.

How Amazon WorkSpaces differs for AWS GovCloud (US)

- The Amazon WorkSpaces Application Manager console is not supported.
- The Web Access client (from browser) does not support PCoIP WorkSpaces.
- The cross-Region redirection feature is not supported.

- The **Forgot Password** option and the **Welcome Email** feature are not supported in the AWS GovCloud (US) Regions. Users cannot reset their own passwords and users with new WorkSpaces will not receive a welcome email.

Documentation for Amazon WorkSpaces

[Amazon WorkSpaces documentation.](#)

Export-controlled content

For AWS Services architected within the AWS GovCloud (US) Regions, the following list explains how certain components of data may leave the AWS GovCloud (US) Regions in the normal course of the service offerings. The list can be used as a guide to help meet applicable customer compliance obligations. Data not included in the following list remains within the AWS GovCloud (US) Regions.

- Amazon WorkSpaces metadata is not permitted to contain export-controlled data. This metadata includes all configuration data that you enter when creating and maintaining your WorkSpaces.

Do not enter export-controlled data in the following console fields:

- AMI descriptions
- Resource tags
- If importing export-controlled images, do not use pre-signed URLs for the CLI argument
- Key pairs created using HTTP

Elastic Load Balancing

Elastic Load Balancing automatically distributes your incoming application traffic across multiple targets, such as EC2 instances. It monitors the health of registered targets and routes traffic only to the healthy targets.

Elastic Load Balancing supports the following types of load balancers: Application Load Balancers, Network Load Balancers, Gateway Load Balancers, and Classic Load Balancers. All four types of load balancers are supported in AWS GovCloud (US) Regions.

Note

Some features of Elastic Load Balancing (ELB) TLS do not support FIPS 140-3 requirements by default. When using the Classic or Network Load Balancer, you can pass TCP traffic and terminate TLS on your target (for example, web server), that is configured to support FIPS 140-3 requirements. Application Load Balancer (ALB) supports selecting FIPS algorithms.

How Elastic Load Balancing differs for AWS GovCloud (US)

- When using the legacy bucket policy, specify the following AWS account IDs in the policy to grant Elastic Load Balancing permission to write logs to your S3 bucket:

Region	Elastic Load Balancing account ID
AWS GovCloud (US-East)	190560391635
AWS GovCloud (US-West)	048591011584

- Export data must be encrypted in transit outside of the export boundary. Because Elastic Load Balancing uses global DNS servers, export traffic across Elastic Load Balancing must be encrypted.
- Cognito authentication is not available.

Documentation for Elastic Load Balancing

[Elastic Load Balancing documentation.](#)

Export-controlled content

For AWS Services architected within the AWS GovCloud (US) Regions, the following list explains how certain components of data may leave the AWS GovCloud (US) Regions in the normal course of the service offerings. The list can be used as a guide to help meet applicable customer compliance obligations. Data not included in the following list remains within the AWS GovCloud (US) Regions.

- All customer parameters provided as input to Elastic Load Balancing (via console, APIs, or other mechanism) are not permitted to contain export-controlled data. Examples include the names of load balancers and the names of load balancer policies.
- Do not enter export-controlled data in the following fields:
 - Resource tags

If you are processing export-controlled data with this service, use the SSL (HTTPS) endpoint to maintain export compliance. For more information, see [Service Endpoints](#).

Red Hat OpenShift Service on AWS in AWS GovCloud (US)

Red Hat OpenShift Service on AWS (ROSA) is a managed service that you can use to build, scale, and deploy containerized applications with Red Hat OpenShift running on AWS infrastructure. ROSA is jointly supported and operated by AWS and Red Hat. ROSA offers 24-hour site reliability engineering (SRE) support for cluster installation, management, and upgrades backed by Red Hat's 99.95% uptime service-level agreement.

Note

Red Hat OpenShift Service on AWS has achieved an agency Authority to Operate (ATO) at the FedRAMP High Baseline.

How Red Hat OpenShift Service on AWS differs for AWS GovCloud (US)

- You must have access to the [Red Hat Hybrid Cloud Console on AWS GovCloud \(US\)](#). To obtain access, complete the [ROSA FedRAMP access request form](#).
- Support does not yet have the ability to transfer support cases to Red Hat on behalf of customers.
- Red Hat support cases are managed through ServiceNow. ServiceNow has a Provisional Authority to Operate (P-ATO) at the FedRAMP High benchmark. Red Hat personnel that manage ROSA support cases through ServiceNow are U.S. persons. For more information, see [ServiceNow's FedRAMP authorization details](#) on the FedRAMP Marketplace.
 - Customers set up access to ServiceNow during the onboarding process.
- ROSA with hosted control planes (HCP) is not yet available in the AWS GovCloud (US) Regions. Only ROSA classic is supported.

- The AWS ROSA console is not yet available in AWS GovCloud (US) Regions.
- Only ROSA clusters that use AWS PrivateLink can be deployed in AWS GovCloud (US).
- You must meet the U.S. regulatory requirements as described in [AWS GovCloud \(US\) Sign Up](#).
- You must deploy ROSA into an existing VPC.
- ROSA only supports the use of AWS Security Token Service (AWS STS) temporary security credentials to allow the service to perform actions in the customer AWS account.
- ROSA only uses FIPS-validated modules to process cryptographic libraries.
- You must have a FIPS 140-3 compliant hardware token for use with the service.
- You need to configure the AWS CLI on your local machine to use your AWS GovCloud (US) account. This configuration is required to create ROSA clusters.
- ROSA entitlements cannot be shared between AWS standard accounts and AWS GovCloud (US) accounts using AWS License Manager.
- VPC sharing is not supported.

Enabling ROSA

To enable access to ROSA in the AWS GovCloud (US) Regions, the AWS GovCloud (US) account root user must complete the following steps.

Note

For AWS Organizations users, repeat these steps for each member account that requires access.

1. Create a Red Hat commercial account or use an existing one.
2. Create an AWS standard account. AWS recommends creating a new AWS standard account that will only be used for AWS GovCloud (US) sign-up and billing.
3. Log in to the AWS standard account.
4. Go to the [ROSA console](#) and enable ROSA.
5. Sign up for an AWS GovCloud (US) account. For more information, see [AWS GovCloud \(US\) Sign Up](#).

Note

Before creating accounts in the AWS GovCloud (US) Regions, make sure that you meet specific U.S. regulatory requirements as described in [AWS GovCloud \(US\) Sign Up](#).

6. Link your AWS GovCloud account to your AWS standard account.
7. Complete the [ROSA FedRAMP access request form](#) to initiate onboarding to AWS GovCloud (US). Upon submission, this form will be processed by Red Hat. If Red Hat requires further information, you will receive a follow-up email, or you will receive instructions on how to access the service.

Note

You can use the Red Hat Hybrid Cloud Console on AWS GovCloud (US) to deploy ROSA to multiple AWS GovCloud (US) accounts.

Creating and deploying a ROSA classic cluster into the AWS GovCloud (US) Regions

After enabling ROSA for AWS GovCloud (US), you can create and deploy ROSA classic clusters into the AWS GovCloud (US) Regions.

Prerequisites

To deploy ROSA classic clusters into the AWS GovCloud (US) Regions, the following prerequisites must be met.

- You have access to the Red Hat Hybrid Cloud Console on AWS GovCloud (US).
- You have an AWS GovCloud (US) account linked to an AWS standard account.
- You configured the AWS CLI on your local machine to use your AWS GovCloud (US) account. For more information, see [Configure your Account using AWS CLI](#).
- You created your own Amazon VPC architecture to deploy your clusters into. For more information, see [Create Amazon VPC architecture for the cluster](#) in the *ROSA User Guide*.
- You completed the prerequisite actions documented in [Getting started with ROSA classic using AWS PrivateLink](#).

Log in to your AWS GovCloud (US) and Red Hat Hybrid Cloud Console on AWS GovCloud (US) accounts

Once the prerequisites have been met, follow these steps.

Note

If you cannot sign in to your AWS GovCloud (US) account or Red Hat Hybrid Cloud Console on AWS GovCloud (US) account, ask your administrator for the information that you need to sign in.

1. Sign in to your AWS GovCloud (US) account.
2. Go to the [Red Hat Hybrid Cloud Console on AWS GovCloud \(US\) login page](#) and sign in with your Red Hat account credentials.
3. The remaining procedure varies depending on whether you are creating clusters using the Red Hat Hybrid Cloud Console on AWS GovCloud (US) or ROSA CLI.
 - a. Console
 - i. Choose **Create cluster with web interface**.
 - ii. Follow the console prompts to create the ROSA cluster.
 - b. ROSA CLI
 - i. Choose **Create cluster with CLI**.
 - ii. Copy the following command:

```
rosa login --govcloud <TOKEN>
```

- iii. Open a terminal session and run the command.

Create and deploy a ROSA classic cluster that uses AWS PrivateLink

Once logged in to your AWS GovCloud (US) and Red Hat Hybrid Cloud Console on AWS GovCloud (US) accounts, you can create a ROSA classic cluster that uses AWS PrivateLink and deploys into the AWS GovCloud (US) Regions.

The procedure is the same for deploying a ROSA classic cluster in AWS GovCloud (US) Regions and AWS standard Regions. For more information, see [Getting started with ROSA using AWS PrivateLink](#) in the *ROSA User Guide*.

Documentation for Red Hat OpenShift Service on AWS

[ROSA documentation.](#)

Export-controlled content

For AWS Services architected within the AWS GovCloud (US) Regions, the following list explains how certain components of data may leave the AWS GovCloud (US) Regions in the normal course of the service offerings. The list can be used as a guide to help meet applicable customer compliance obligations. Data not included in the following list remains within the AWS GovCloud (US) Regions.

- This service can generate metadata from customer-defined configurations. AWS suggests customers do not enter export-controlled information in console fields, descriptions, resource names, and tagging information.

Research and Engineering Studio on AWS in AWS GovCloud (US)

This product is currently available in AWS GovCloud (US-West) only.

Research and Engineering Studio on AWS (RES) is an AWS supported, open source product that enables IT administrators to provide a web portal for scientists and engineers to run technical computing workloads on AWS. RES provides a single pane of glass for users to launch secure virtual desktops to conduct scientific research, product design, engineering simulations, or data analysis workloads. Users can connect to the RES portal using their existing corporate credentials and work on individual or collaborative projects.

How Research and Engineering Studio on AWS differs for AWS GovCloud (US)

The Research and Engineering Studio User Guide already includes special instructions for AWS GovCloud (US) where appropriate. The following list describes the instances where there are special instructions for AWS GovCloud (US).

- In the [Deploy the product](#) chapter:
 - Under [Prerequisites](#):

- You must follow the procedures under [Create domain \(GovCloud only\)](#).
- Under [Step 1: Create external resources](#):
 - We provide a different [template for AWS GovCloud \(US\)](#).
 - The `SubDomain` template parameter is required in AWS GovCloud (US).
 - Don't use the `PortalDomainName` template parameter.
- Under [Step 2: Launch the product](#):
 - We provide a different [template for AWS GovCloud \(US\)](#).
- In the [Configuration guide](#) chapter:
 - In the [Managing users and groups](#) section:
 - Under [Setting up SSO with Identity Center](#):
 - You must set up SSO in the AWS GovCloud (US) partition where you deployed RES.
 - In the [Create an ACM certificate](#) section:
 - You must create a certificate in your AWS GovCloud (US) account.
 - For step 7: copy the CNAME key and value. From the commercial partition account, use the values to create a new record in the Public Hosted Zone. The status of the certificate should change to **Issued**.
- In the [Administrator guide](#) chapter:
 - In the [eVDI](#) section:
 - Under [Software Stacks \(AMIs\)](#):
 - To run the provided CentOS7 stack, you must subscribe to the AMI in AWS Marketplace with your [linked standard account](#).
 - In the [Cost monitoring and control](#) section:
 - Associating RES projects to AWS Budgets isn't supported.
 - In the [Cost analysis dashboard](#) section:
 - Use of the cost analysis dashboard isn't supported.

Documentation for Research and Engineering Studio on AWS

[Research and Engineering Studio documentation.](#)

Export-controlled content

For AWS Services architected within the AWS GovCloud (US) Regions, the following list explains how certain components of data may leave the AWS GovCloud (US) Regions in the normal course of the service offerings. The list can be used as a guide to help meet applicable customer compliance obligations. Data not included in the following list remains within the AWS GovCloud (US) Regions.

- This product can generate metadata from customer-defined configurations. AWS suggests customers do not enter export-controlled information in console fields, descriptions, resource names, and tagging information.

Service Quotas in AWS GovCloud (US)

[Service Quotas](#) enables you to view and manage your AWS service quotas from a central location. You can view the AWS default quotas, your account-level or applied quotas and request for quota increases. Through its [integration with AWS CloudWatch](#), you can also view usage against quotas and configure alarms to get notified when approaching a quota threshold. Service Quotas offers both a console experience and programmatic access via the AWS SDK, and is available to all AWS customers at no additional cost.

How Service Quotas differs for AWS GovCloud (US)

- The [Quota request template](#) is currently not supported in AWS GovCloud(US) Regions.

Documentation for Service Quotas

[Service Quotas documentation](#).

Export-controlled content

For AWS Services architected within the AWS GovCloud (US) Regions, the following list explains how certain components of data may leave the AWS GovCloud (US) Regions in the normal course of the service offerings. The list can be used as a guide to help meet applicable customer compliance obligations. Data not included in the following list remains within the AWS GovCloud (US) Regions.

- The initial quota value established by AWS (default value) and the new quota value after a quota increase (applied value).
- Information related to open quota increase requests or requests that were closed in the last 90 days.
- Tags on any service quota with applied values.

VMware Cloud on AWS in AWS GovCloud (US)

VMware Cloud on AWS brings VMware's enterprise-class Software-Defined Data Center software to the AWS Cloud, and enables customers to run production applications in a managed service from VMware and AWS. For more information, see [VMware Cloud on AWS](#).

Documentation for VMware Cloud on AWS

[VMware Cloud on AWS documentation](#).

Kiro in AWS GovCloud (US)

This service is currently available in AWS GovCloud (US-West) and AWS GovCloud (US-East).

Kiro is an AI-powered development platform that accelerates software development from prototype to production through spec-driven development. The platform transforms natural language prompts into structured requirements, architectural designs, and discrete implementation tasks, enabling developers to build complex features with precision and speed.

Kiro provides both an integrated development environment (IDE) and command-line interface (CLI) that help developers maintain control throughout the development process. The platform converts requirements into clear specifications, analyzes codebases to recommend optimal architectures, and creates sequenced implementation plans with comprehensive tests. Developers can automate repetitive workflows through hooks that trigger on events, generating documentation and unit tests in the background.

How Kiro differs for AWS GovCloud (US)

The following differences apply to Kiro in AWS GovCloud (US) Region:

- Kiro Plugins: IDE integrations, including the Visual Studio Code plugin, are not available. Users must access Kiro through the standalone IDE or CLI.

- **Inline Suggestions:** Real-time code suggestions and inline completions are not available.
- **Autonomous Agent** is not available.
- **Social or BuilderID Login:** Authentication through social providers and AWS Builder ID is not supported.
- **Data Storage for Service Improvement:** Content collection for service improvement (prompts, responses, generated code) is disabled.
- **User Activity Metrics and S3 Reporting:** Collection of user activity metrics and generation of daily reports in Amazon S3 is not available. Enterprise administrators cannot enable telemetry or activity reporting.
- **Cross-Region Inference (CRIS):** For customers in AWS GovCloud (US-East) (us-gov-east-1), inference requests are processed using Amazon Bedrock in AWS GovCloud (US-West) (us-gov-west-1). Your content remains stored in the region where your Kiro profile was created. All cross-region communication is encrypted in transit using TLS 1.2 or higher.
- **Auto:** Automated model selection is disabled at launch. Claude Sonnet 4.5 is the default foundation model in AWS GovCloud (US).

Documentation for Kiro

- [Kiro Documentation](#)
- [Kiro VPC Endpoint Documentation](#)

Export-controlled content

For AWS Services architected within the AWS GovCloud (US) Regions, the following list explains how certain components of data may leave the AWS GovCloud (US) Regions in the normal course of the service offerings. The list can be used as a guide to help meet applicable customer compliance obligations. Data not included in the following list remains within the AWS GovCloud (US) Regions.

Kiro metadata is not permitted to contain export-controlled data. This metadata includes:

- Authentication and authorization tokens (IAM Identity Center integration).

Troubleshooting

The following section discusses common issues you might encounter when you work in the AWS GovCloud (US-West) or AWS GovCloud (US-East) Regions.

Client.UnsupportedOperation: Instances can only be launched within Amazon VPC in this region

Service: Amazon EC2

Issue: When I attempt to launch an instance by using the CLI or API, I get a "Client.UnsupportedOperation: Instances can only be launched within Amazon VPC in this region" error.

Cause: Your account might not have a VPC.

Recommended Action: Verify that your account has a VPC. If not, create a VPC and then use it to launch instances.

In some cases, your account might have a default VPC. For more information, see [Determining if your account has a default VPC](#). If you still receive this error when you run the `ec2-run-instances` command (or the `RunInstances` action) to launch an Amazon EC2 instance, you must specify the `subnet` parameter. Although the `subnet` parameter is optional in other regions, if you omit it in the AWS GovCloud (US-West) Region, you receive an error.

AWS GovCloud (US) Administrator Account Password Reset

If you've lost access to your AWS GovCloud (US) account, please review the following options:

- [Troubleshooting AWS GovCloud \(US\) sign-in or account issues](#)
- [Restore IAM Administrator access to the AWS Management Console for AWS GovCloud \(US\)](#)
- [Requesting root access keys for an AWS GovCloud \(US\) account](#)

Deactivating AWS GovCloud (US) MFA devices

If you are having trouble signing in with a multi-factor authentication (MFA) device as an IAM user, contact your administrator for help.

As an administrator, you can deactivate the device for another IAM user. This allows the user to sign in without using MFA. You might do this as a temporary solution while the MFA device is replaced, or if the device is temporarily unavailable. However, we recommend that you enable a new device for the user as soon as possible. To learn how to enable a new MFA device, see [Enabling MFA devices for users in AWS](#).

Deactivating MFA devices (console)

To deactivate an MFA device for another IAM user (console)

1. Sign in to the AWS Management Console and open the IAM console at <https://signin.amazonaws-us-gov.com/iam/>
2. In the navigation pane, choose **Users**.
3. To deactivate the MFA device for a user, choose the name of the user whose MFA you want to remove.
4. Choose the **Security credentials** tab. Next to **Assigned MFA device**, choose **Manage**.
5. In the **Manage MFA device** wizard, choose **Remove**, and then choose **Remove**.

The device is removed from AWS. It cannot be used to sign in or authenticate requests until it is reactivated and associated with an AWS user.

Deactivating MFA devices (AWS CLI)

To [deactivate an MFA device](#) for an IAM user (AWS CLI) run this command:

```
aws iam deactivate-mfa-device
```

Example to deactivate an MFA device:

```
aws iam deactivate-mfa-device --user-name Bob --serial-number arn:aws-us-gov:iam::210987654321:mfa/BobsMFADevice
```

This command deactivates the virtual MFA device with the ARN `arn:aws-us-gov:iam::210987654321:mfa/BobsMFADevice` that is associated with the user Bob.

Deactivating MFA devices (AWS API)

To deactivate an MFA device for an IAM user (AWS API)

- Call this operation: [DeactivateMFADevice](#)

Related Resources

This topic lists additional resources related to AWS GovCloud (US-West) and AWS GovCloud (US-East) Regions.

All the pricing related information can be found at [AWS Billing and Cost Management documentation](#).

For more information, see [AWS GovCloud \(US\) Documentation](#).

New to AWS

The following table lists additional resources for users new to AWS:

Resource	Description
Development and Test on AWS	This paper describes how AWS adds value in the various phases of the software development cycle, with a specific focus on development and test.
Amazon VPC Network Connectivity Options	This paper describes connectivity options for integrating remote customer networks with Amazon VPC, as well as interconnecting multiple Amazon VPCs into a contiguous virtual network.
Microsoft SharePoint Server on AWS Reference Architecture	This paper discusses general concepts about how to run SharePoint on AWS. It provides detailed technical guidance for configuring, deploying, and running a SharePoint Server farm on AWS.
Amazon's Corporate IT Deploys SharePoint 2010 to the AWS Cloud	This paper describes how and why Amazon's corporate IT organization deployed its corporate intranet (an enterprise mission-critical corporate IT application that involves

Resource	Description
	highly sensitive data) running Microsoft SharePoint 2010 to the AWS cloud.
Extend Your IT Infrastructure with Amazon VPC	This paper highlights common use cases and best practices for Amazon VPC and related services.
Auditing Security Checklist for Use of AWS	This fundamental course dives into cloud-specific audit considerations and best practices , and is aligned to common security and compliance domains. It also includes a checklist to prepare you for auditing security in the cloud..
Security at Scale: Governance on AWS	This paper discusses the security and governance features built in to AWS services to help you incorporate security benefits and best practices in building your integrated environment with AWS.
AWS Security Best Practices	The focus of this paper is the security pillar of the AWS Well-Architected Framework. It provides guidance to help you apply best practices, current recommendations in the design, delivery, and maintenance of secure AWS workloads.
AWS: Overview of Security Processes	Learn how to meet your security and compliance goals using AWS infrastructure and services.

Resource	Description
AWS: Risk and Compliance	<p>This paper outlines the mechanisms that AWS has implemented to manage risk on the AWS side of the Shared Responsibility Model, and the tools that customers can leverage to gain assurance that these mechanisms are being implemented effectively.</p>
AWS Compliance Whitepapers	<p>This site has information and whitepapers related to compliance.</p>

Experienced with AWS

The following table lists additional resources for users experienced with AWS:

Resource	Description
Web Identity Federation with Mobile Applications	<p>This article discusses the web identity federation feature of AWS Security Token Service and a sample for use in the AWS Mobile SDKs.</p>
High Availability for Amazon VPC NAT Instances: An Example	<p>This article provides all required resources, including an easy-to-use script and instructions on how you can leverage bidirectional monitoring between two NAT instances, to implement a high availability (HA) failover solution for network address translation (NAT).</p>
Securing Data at Rest with Encryption	<p>This paper provides an overview of methods for encrypting your data at rest.</p>

Document History

The following table describes important changes to the documentation since the last release of the *AWS GovCloud (US) User Guide*.

Change	Description	Date
Amazon GuardDuty	The UnauthorizedAccess:IAMUser/ResourceCredentialExfiltration.OutsideAWS finding type is now available in the AWS GovCloud (US) Regions. This finding detects when a host outside of AWS attempts to run AWS API operations using temporary AWS credentials that were created on a AWS Lambda resource in your AWS environment.	December 16, 2025
Amazon GuardDuty	The DefenseEvasion:IAMUser/BedrockLoggingDisabled finding type is now available in the AWS GovCloud (US) Regions. This finding detects when logging is disabled for Amazon Bedrock model invocations in your account, which could indicate attempts to hide malicious activity.	November 21, 2025
Amazon GuardDuty	Malware Protection for Backup is now available in the AWS GovCloud (US). This feature allows you to run on-demand malware	November 20, 2025

scans of your EBS Snapshots, EC2 AMI's, and S3 Recovery Points. There are usage costs associated with running these scans.

[Amazon GuardDuty](#)

GuardDuty Malware Protection for S3 now supports the scanning of existing objects in your protection plan enabled buckets through a new on-demand scanning API, `SendObjectMalwareScan` in the AWS GovCloud (US). There are usage costs associated with running these scans.

November 17, 2025

[Amazon GuardDuty](#)

GuardDuty RDS Protection is now available in the AWS GovCloud (US) Regions. This GuardDuty RDS Protection helps you detect potentially suspicious login behavior in supported Aurora MySQL, Aurora PostgreSQL (including Limitless Database), and RDS for PostgreSQL. In the event of threat detection, GuardDuty generates an RDS Protection finding. For more information about supported databases and enabling this protection plan in the newly supported Regions, see [RDS Protection](#).

November 12, 2025

AWS Health	Updated information to create EventBridge rules in the How AWS Health differs for AWS GovCloud (US) section.	November 7, 2025
Amazon EKS	Amazon EKS Auto Mode is now available in AWS GovCloud (US)	October 22, 2025
AWS Outposts	AWS Outposts servers are supported in the AWS GovCloud (US) Region. See AWS Outposts .	October 20, 2025
AMS Accelerate	Updated the Not supported list to remove AWS Incident Detection and Response (IDR).	October 8, 2025
AWS Cloud WAN	AWS Cloud WAN is now supported in AWS GovCloud (US). For more information, see What is AWS Cloud WAN .	September 30, 2025
AWS Lambda	Code signing for Lambda is now available in the AWS GovCloud (US) Regions.	September 24, 2025
AWS Lambda	Amazon ECR cross-account support for Lambda is now available in the AWS GovCloud (US) Regions.	September 17, 2025

AMS Accelerate	Updated the Not supported list to add AWS Incident Detection and Response (IDR). Removed deprecated Account Discovery information for AMS Accelerate in AWS GovCloud (US) Regions.	September 16, 2025
AWS Parallel Computing Service	AWS Parallel Computing Service (AWS PCS) doesn't support Amazon EC2 Capacity Blocks for ML in AWS GovCloud (US) Regions.	September 15, 2025
Amazon GuardDuty	In Malware Protection for S3, the Extracted archive files default quota has been increased from 1,000 to 10,000 files. For more information, see Quotas in Malware Protection for S3 .	September 12, 2025
Amazon GuardDuty	Runtime Monitoring is now available in the AWS GovCloud (US) Regions. This GuardDuty feature adds visibility into runtime behaviors, such as file access, process execution, command line arguments, and network connections, when activities occur on your Amazon EC2, Amazon EKS, and Amazon ECS-AWS Fargate resources.	August 26, 2025

Directory Service	AWS Managed Microsoft AD (Hybrid Edition) is not available in this AWS GovCloud (US) Regions	August 5, 2025
AWS CloudTrail	CloudTrail network activity events are only available for AWS KMS, Amazon S3, AWS CloudTrail, and AWS Secrets Manager. You can also log network activity events in Amazon CloudWatch that are sent through the monitoring VPC interface endpoint. For more information, see Using CloudWatch .	July 30, 2025
Amazon EBS	The Provisioned IOPS SSD (io2) Amazon EBS volume type is now supported.	July 22, 2025
AWS Parallel Computing Service	AWS Parallel Computing Service is now supported in AWS GovCloud (US) Regions.	June 17, 2025
AWS CloudTrail	CloudTrail enriched events are currently not supported.	May 29, 2025
Amazon ECR	Amazon ECR cross-Region and cross-account replication is now supported.	May 13, 2025

Amazon GuardDuty	Malware Protection for EC2 is now available in the AWS GovCloud (US). This helps you detect potential malware in your Amazon EC2 instances and container workloads by scanning attached Amazon EBS volumes. You can set up automated GuardDuty scans, run on-demand scans, or use both capabilities. Standard usage cost for scanning Amazon EBS volume will apply.	May 13, 2025
AWS IoT SiteWise	AWS IoT SiteWise now support MQTT-enabled, V3 gateways in the AWS GovCloud (US-West) Region.	April 24, 2025
AWS CloudTrail	VPC endpoint policies for CloudTrail and Amazon VPC are now available.	April 17, 2025
AWS CloudTrail	VPC endpoint policies for CloudTrail and Amazon VPC are not supported.	April 10, 2025
Research and Engineering Studio on AWS	Research and Engineering Studio on AWS (RES) functionality introduced in release version 2025.03 is not supported in AWS GovCloud (US-West).	March 20, 2025

Amazon Aurora	Database Insights is now available in the AWS GovCloud (US) Regions.	March 18, 2025
Amazon RDS	Database Insights is now available in the AWS GovCloud (US) Regions.	March 18, 2025
Amazon GuardDuty	Extended Threat Detection is now available in the AWS GovCloud (US). With no activation needed, it detects multi-stage attacks that span data sources, multiple types of AWS resources, and time, within an AWS account. When potential threats are detected, it generates an attack sequence finding.	March 13, 2025
Amazon GuardDuty	Malware Protection for S3 is now available in the AWS GovCloud (US). It helps you detect potential presence of malware by scanning newly uploaded objects to your selected Amazon S3 buckets.	March 11, 2025
AWS IoT SiteWise	Metadata bulk import and export operations are not available in the AWS GovCloud (US-West) region.	January 24, 2025
IAM Identity Center	IAM Identity Center now supports dual-stack (IPv4 and IPv6) endpoints in AWS GovCloud (US) Regions.	January 12, 2025

Amazon EC2 Image Builder	Image Builder doesn't support ISO disk file import in AWS GovCloud (US) Regions.	January 9, 2025
Amazon EKS	Amazon EKS Auto Mode and Amazon EKS Hybrid Nodes aren't available	December 10, 2024
Amazon EC2 Image Builder	Image Builder doesn't support AWS Marketplace software components in AWS GovCloud (US) Regions.	December 1, 2024
Amazon EKS	Amazon Application Recovery Controller's (ARC) Zonal Shift in Amazon EKS is now available in AWS GovCloud (US)	November 19, 2024
AWS Identity and Access Management	Update AWS account root user differences. Some tasks that require the root user can be performed on member accounts in your organization with short-term privileged sessions.	November 14, 2024
Amazon EC2 Image Builder	Image Builder doesn't support macOS images, Dedicated Instances, or Dedicated Hosts in .	October 22, 2024
AWS Lambda	Lambda SnapStart is now available in the AWS GovCloud (US-East) and AWS GovCloud (US-West) Regions.	September 26, 2024

AWS Lambda	The Node.js 20 (nodejs20.x), Java 21 (java21), Python 3.12 (python3.12), Ruby 3.3 (ruby3.3), .NET 8 (dotnet8), and Amazon Linux 2023 (provided.al2023) runtimes are now available in the AWS GovCloud (US-East) and AWS GovCloud (US-West) Regions.	September 19, 2024
AWS CodeConnections	AWS CodeConnections is now supported in the AWS GovCloud (US-East) Region.	September 6, 2024
Research and Engineering Studio on AWS	AWS GovCloud (US-West) now supports the functionality introduced in release version 2024.08 of Research and Engineering Studio on AWS (RES).	September 3, 2024
Research and Engineering Studio on AWS	Research and Engineering Studio on AWS (RES) functionality introduced in release version 2024.08 is not supported in AWS GovCloud (US-West).	August 29, 2024
Amazon EKS	Amazon EKS Pod Identities are now available in AWS GovCloud (US)	August 14, 2024
AMS Accelerate	Added Account Discovery information for AMS Accelerate in AWS GovCloud (US) Regions.	August 7, 2024

Amazon Kinesis Video Streams	Removed references to Amazon Kinesis Video Streams with WebRTC in the service description, as well as updated feature names for clarity.	July 30, 2024
AWS Resilience Hub	The assessment summary generated by large language models (LLMs) on Amazon Bedrock is not supported in AWS GovCloud (US). See How AWS Resilience Hub differs for AWS GovCloud (US) .	July 30, 2024
AWS End User Messaging	The SMS, MMS, voice (text to speech), and push features of Amazon Pinpoint are now called AWS End User Messaging.	July 24, 2024
AWS End User Messaging	The SMS, MMS, voice (text to speech), and push features of Amazon Pinpoint are now called AWS End User Messaging.	July 24, 2024
AWS Application Migration Service	Third party post-launch actions are not supported by Application Migration Service in AWS GovCloud (US). See How AWS Application Migration Service differs for AWS GovCloud (US) .	July 8, 2024

AWS CloudFormation	AWS CloudFormation Hooks is available in the AWS GovCloud (US) Region.	June 3, 2024
Amazon Security Lake	Amazon Security Lake is now supported in AWS GovCloud (US) Regions.	May 30, 2024
Amazon Kinesis Video Streams	Amazon Kinesis Video Streams is now supported in AWS GovCloud (US) Regions.	April 19, 2024
AWS Management Console for the AWS GovCloud (US) Region	Unified search is now available on the AWS Management Console.	April 4, 2024
IAM Identity Center	Added guidance for customers who update the name or email address associated with their AWS account.	April 3, 2024
AWS Signer	AWS Signer now supports all of its generally available CloudFormation resources in AWS GovCloud (US) Region.	March 28, 2024
Amazon EKS	The Mountpoint for Amazon S3 CSI driver isn't available as an Amazon EKS add-on and self-managed installation isn't officially supported.	March 25, 2024
govcloud-importexport	Tape Gateway for Snowball Edge isn't available in AWS GovCloud (US) Regions.	March 18, 2024

AWS Signer	AWS Signer is now supported in AWS GovCloud (US) Regions.	March 14, 2024
Amazon EKS	Amazon EKS Extended Support for Kubernetes Versions is now available.	January 22, 2024
Amazon EKS	Amazon EKS Upgrade insights aren't available.	January 8, 2024
Amazon EKS	Amazon EKS Pod Identities aren't available in AWS GovCloud (US).	December 26, 2023
EC2 Image Builder	Update differences - Image lifecycle policies are not supported in AWS GovCloud (US) Regions.	December 12, 2023
AWS Elastic Disaster Recovery	AWS Elastic Disaster Recovery is now supported in AWS GovCloud (US) Regions.	December 6, 2023
AWS Application Migration Service	App2Container Replatforming and Refactor Spaces are not supported by Application Migration Service in AWS GovCloud (US). See How AWS Application Migration Service differs for AWS GovCloud (US) .	December 6, 2023
Amazon EKS	Added missing statements that Amazon EKS Anywhere isn't available.	December 4, 2023

Research and Engineering Studio on AWS	Research and Engineering Studio on AWS (RES) is now supported in AWS GovCloud (US-West).	November 13, 2023
AWS Trusted Advisor	AWS Trusted Advisor now supports checks from AWS Config. See AWS Trusted Advisor in AWS GovCloud (US).	October 26, 2023
AWS Resilience Hub	AWS Resilience Hub is now supported in AWS GovCloud (US) Regions.	October 18, 2023
AWS Mainframe Modernization	AWS Mainframe Modernization is now supported in AWS GovCloud (US) Regions.	October 2, 2023
AWS Lambda	The Python 3.11 (python3.11) runtime is now available in the AWS GovCloud (US-East) and AWS GovCloud (US-West) Regions.	September 28, 2023
Red Hat OpenShift Service on AWS	ROSA is now supported in AWS GovCloud (US) Regions.	September 16, 2023
Amazon GuardDuty	Lambda Protection is now supported in AWS GovCloud (US) Regions. The service-linked role now includes AWS Lambda actions to retrieve information about your Lambda functions and tags ("lambda:GetFunctionConfiguration" and "lambda:ListTags").	August 15, 2023

Quick	Dashboard snapshot export API operations are not supported in AWS GovCloud (US). See How Amazon Quick Suite differs for AWS GovCloud (US) .	July 24, 2023
Amazon Location Service	Amazon Location Service is now supported in AWS GovCloud (US) Regions.	July 17, 2023
AWS SDK for SAP ABAP	AWS SDK for SAP ABAP is now supported in AWS GovCloud (US) Regions.	June 30, 2023
AWS Firewall Manager	AWS Firewall Manager now supports AWS Network Firewall and DNS Firewall policies in AWS GovCloud (US) Regions.	June 8, 2023
AWS Application Migration Service	Application Migration Service is now supported in AWS GovCloud (US) Regions.	June 1, 2023
AWS SimSpace Weaver	SimSpace Weaver is now supported in AWS GovCloud (US) Regions.	May 31, 2023
Amazon Pinpoint	The In-App channel is not supported in the AWS GovCloud (US-West) for Amazon Pinpoint. See How Amazon Pinpoint differs for AWS GovCloud (US)	May 26, 2023

Amazon WorkSpaces Applications	Copying WorkSpaces Applications images between the AWS GovCloud (US) Regions is now supported.	May 17, 2023
SageMaker AI	SageMaker Studio and SageMaker Studio notebooks are now supported.	May 15, 2023
Amazon WorkSpaces	Amazon WorkSpaces is now supported in AWS GovCloud (US-East).	May 3, 2023
Amazon Relational Database Service	Amazon RDS Proxy is now supported in AWS GovCloud (US) Regions.	May 1, 2023
Amazon Verified Permissions	Amazon Verified Permissions is now supported in AWS GovCloud (US) Regions.	April 28, 2023
Amazon Managed Service for Prometheus	Amazon Managed Service for Prometheus is now supported in AWS GovCloud (US) Regions.	April 28, 2023
Amazon Bedrock	Amazon Bedrock is now supported in AWS GovCloud (US) Regions	April 28, 2023
Amazon Application Recovery Controller (ARC)	Amazon Application Recovery Controller (ARC) is now supported in AWS GovCloud (US) Regions.	April 28, 2023
AWS Verified Access	AWS Verified Access is now supported in AWS GovCloud (US) Regions.	April 28, 2023

WickrGov	AWS WickrGov is now supported in the AWS GovCloud (US-West) Region.	March 30, 2023
AWS CloudFormation	AWS CloudFormation now supports resource AWS::Organizations::ResourcePolicy in AWS GovCloud (US) Regions.	March 27, 2023
AWS IoT TwinMaker	AWS IoT TwinMaker is only supported in AWS GovCloud (US-West) Region.	March 25, 2023
Enable Amazon EventBridge on buckets	You can now enable EventBridge on Amazon S3 buckets to send events to Amazon EventBridge in the AWS GovCloud (US) Regions.	March 22, 2023
AWS MDC	AWS Modular Data Center is now supported in AWS GovCloud (US-West).	February 13, 2023
Amazon Inspector	Amazon Inspector is now supported in AWS GovCloud (US) Regions.	January 31, 2023
Compute Optimizer	AWS Compute Optimizer is now supported in AWS GovCloud (US) Regions.	January 25, 2023
SageMaker AI	Amazon SageMaker AI is now supported in AWS GovCloud (US-East).	January 25, 2023

Amazon VPC	Amazon VPC IP Address Manager is now supported in the AWS GovCloud (US) Region.	December 8, 2022
AWS Organizations	AWS Organizations now supports tag policies in AWS GovCloud (US) Regions.	November 17, 2022
Timestream	Amazon Timestream is now supported in AWS GovCloud (US-West).	November 16, 2022
Amazon EventBridge	Additional content filtering options are now supported in the AWS GovCloud (US) Region.	November 14, 2022
AWS Control Tower	AWS Control Tower is now supported in AWS GovCloud (US) Regions.	October 19, 2022
Amazon Chime SDK	Amazon Chime SDK is now supported in AWS GovCloud (US) Regions.	October 6, 2022
Amazon Managed Blockchain	Hyperledger Fabric on Amazon Managed Blockchain is now supported in the AWS GovCloud (US-West) Region.	September 7, 2022
AWS WA Tool	AWS Well-Architected Tool is now supported in AWS GovCloud (US) Regions.	August 17, 2022

Amazon Keyspaces	Amazon Keyspaces (for Apache Cassandra) is now supported in AWS GovCloud (US) Regions.	August 4, 2022
IAM Identity Center	AWS SSO is now IAM Identity Center.	July 26, 2022
AWS Fault Injection Service	AWS Fault Injection Service is now supported in AWS GovCloud (US) Regions.	July 13, 2022
CloudShell	AWS CloudShell is now supported in AWS GovCloud (US) Regions.	June 29, 2022
Amazon Transcribe	Streaming Transcription is now available in AWS GovCloud (US) Regions.	June 9, 2022
AWS IoT SiteWise	AWS IoT SiteWise endpoints now support FIPS 140-3.	April 20, 2022
AMS Accelerate	AMS Accelerate is now supported in AWS GovCloud (US) Regions.	February 9, 2022
IAM Identity Center	AWS IAM Identity Center is now supported in the AWS GovCloud (US) Regions.	January 5, 2022
S3 on Outposts	Amazon S3 on Outposts is now supported in AWS GovCloud (US) Regions.	December 22, 2021
Amazon Kendra	Amazon Kendra is now supported in AWS GovCloud (US-West).	October 14, 2021

AWS Cloud Control API	AWS Cloud Control API is now supported in the AWS GovCloud (US) Region.	September 30, 2021
AWS IoT SiteWise	AWS IoT SiteWise is now supported in the AWS GovCloud (US-West) Region.	September 29, 2021
IAM Identity Center	AWS IAM Identity Center is now supported in the AWS GovCloud (US-West) Region.	September 22, 2021
AWS IoT Events	AWS IoT Events is now supported in the AWS GovCloud (US-West) Region.	September 22, 2021
AWS Cloud Map	AWS Cloud Map is now supported in the AWS GovCloud (US) Region.	September 8, 2021
AWS Network Firewall	AWS Network Firewall is now supported in the AWS GovCloud (US) Region.	June 24, 2021
Amazon MQ	Amazon MQ is now supported in the AWS GovCloud (US) Region. See Amazon MQ .	June 16, 2021
AWS Firewall Manager	AWS Firewall Manager is now supported in the AWS GovCloud (US) Region. See AWS Firewall Manager .	April 8, 2021
Service Quotas	Service Quotas is now supported in the AWS GovCloud (US) Region. See Service Quotas .	March 31, 2021

Amazon Detective	Amazon Detective is now supported in the AWS GovCloud (US) Region. See Amazon Detective .	March 24, 2021
AWS AppConfig	AWS AppConfig is now supported in the AWS GovCloud (US) Region. See AWS AppConfig .	February 26, 2021
Amazon Lex	Amazon Lex is now supported in the AWS GovCloud (US) Region. See Amazon Lex .	February 10, 2021
Amazon Connect	Amazon Connect is now supported in the AWS GovCloud (US) Region. See Amazon Connect .	February 9, 2021
Amazon FSx	Amazon FSx is now supported in the AWS GovCloud (US) Region. See Amazon FSx .	December 16, 2020
AWS IoT Greengrass V2	AWS IoT Greengrass V2 is now supported in the AWS GovCloud (US) Region. See AWS IoT Greengrass V2 .	December 15, 2020
AWS Lake Formation	AWS Lake Formation is now supported in the AWS GovCloud (US) Region. See AWS Lake Formation .	November 11, 2020
Amazon EventBridge	Amazon EventBridge is now supported in the AWS GovCloud (US) Region. See Amazon EventBridge .	November 4, 2020

Amazon Quick	Quick is now supported in the AWS GovCloud (US) Region. See Amazon QuickSight .	October 28, 2020
AWS Transfer Family	AWS Transfer Family is now supported in the AWS GovCloud (US) Region. See AWS Transfer Family .	September 30, 2020
Amazon Elastic Block Store EBS direct APIs	EBS direct APIs is now supported in the AWS GovCloud (US) Region. See Accessing the contents of an EBS snapshot .	September 15, 2020
Amazon SQS	Tagging Amazon SQS resources is now supported in all AWS GovCloud (US) Regions. See Amazon SQS .	September 15, 2020
Amazon Textract	Amazon Textract is now supported in the AWS GovCloud (US) Region. See Amazon Textract .	August 19, 2020
Amazon DocumentDB (with MongoDB compatibility)	Amazon DocumentDB is now supported in the AWS GovCloud (US) Region. See Amazon DocumentDB .	June 29, 2020
Amazon Managed Service for Apache Flink	Amazon Managed Service for Apache Flink is now supported in the AWS GovCloud (US) Region. See Amazon Kinesis Data Analytics .	June 24, 2020

AWS Backup	AWS Backup is now supported in the AWS GovCloud (US) Region. See AWS Backup .	June 24, 2020
Amazon Cognito	Amazon Cognito is now supported in the AWS GovCloud (US) Region. See Amazon Cognito .	May 13, 2020
Amazon EKS	Amazon Elastic Kubernetes Service is now supported in the AWS GovCloud (US) Region. See Amazon EKS .	May 13, 2020
Amazon Comprehend Medical	Amazon Comprehend Medical is now supported in the AWS GovCloud (US) Region. See Amazon Comprehend Medical .	May 8, 2020
Amazon Managed Streaming for Apache Kafka (MSK)	Amazon Managed Streaming for Apache Kafka (MSK) is now supported in the AWS GovCloud (US) Region. See Amazon MSK .	May 6, 2020
Amazon SES	Amazon Simple Email Service is now supported in the AWS GovCloud (US) Region. See Amazon SES .	April 30, 2020
Amazon Pinpoint	Amazon Pinpoint is now supported in the AWS GovCloud (US) Region. See Amazon Pinpoint .	April 30, 2020

AWS Security Hub CSPM	AWS Security Hub CSPM is now supported in the AWS GovCloud (US) Region. See AWS Security Hub .	April 22, 2020
AWS CodePipeline	AWS CodePipeline is now supported in the AWS GovCloud (US) Region. See AWS CodePipeline .	April 8, 2020
AWS Outposts	AWS Outposts is now supported in the AWS GovCloud (US) Regions. See AWS Outposts .	March 25, 2020
AWS X-Ray	AWS X-Ray is now supported in the AWS GovCloud (US) Regions. See AWS X-Ray .	February 19, 2020
AWS Batch	AWS Batch is now supported in the AWS GovCloud (US) Regions. See AWS Batch .	January 29, 2020
Amazon EC2 Image Builder	Amazon EC2 Image Builder is now supported in the AWS GovCloud (US-East) and AWS GovCloud (US-West) Regions. See EC2 Image Builder .	December 3, 2019
Amazon S3	Access points for S3 buckets. Customers can attach additional access-points to both existing and new buckets. See Amazon S3 .	December 3, 2019

AWS DataSync	AWS DataSync is now supported in the AWS GovCloud (US-East) Region. See AWS DataSync .	November 20, 2019
Amazon WorkSpaces Applications	Amazon WorkSpaces Applications is now supported in the AWS GovCloud (US-West) Region. See Amazon AppStream 2.0 .	October 9, 2019
AWS Artifact	AWS Artifact is now supported in the AWS GovCloud (US-West) Region. See AWS Artifact .	October 9, 2019
AWS Resource Groups	AWS Resource Groups is now supported in the AWS GovCloud (US) Region. See AWS Resource Groups .	September 25, 2019
AWS Resource Access Manager	AWS Resource Access Manager is now supported in the AWS GovCloud (US-East) Region. See AWS Resource Access Manager .	August 28, 2019
Amazon Neptune	Amazon Neptune is now supported in the AWS GovCloud (US) Region. See Amazon Neptune .	August 14, 2019
AWS Health	AWS Health is now supported in the AWS GovCloud US. See AWS Health .	August 7, 2019

Firehose	Firehose is now supported in the AWS GovCloud (US-East) Region. See Amazon Data Firehose .	June 26, 2019
AWS IoT Greengrass	AWS IoT Greengrass is now supported in the AWS GovCloud (US-West) Region. See AWS IoT Greengrass .	June 26, 2019
AWS Fargate	AWS Fargate is now supported in the AWS GovCloud (US) Regions. See AWS Fargate .	June 24, 2019
AWS Secrets Manager	AWS Secrets Manager is now supported in the AWS GovCloud (US-West) Region. See AWS Secrets Manager .	June 11, 2019
AWS DataSync	AWS DataSync is now supported in the AWS GovCloud (US-West) Region. See AWS DataSync .	June 11, 2019
AWS Serverless Application Repository	AWS Serverless Application Repository is now supported in the AWS GovCloud (US-West) Region. See AWS Serverless Application Repository .	June 11, 2019
AWS CodeBuild	AWS CodeBuild is now supported in the AWS GovCloud (US-West) Region. See AWS CodeBuild .	June 11, 2019

Amazon Route 53	Amazon Route 53 is now supported in the AWS GovCloud (US-West) Region. See Amazon Route 53 .	May 29, 2019
Amazon Athena	Amazon Athena is now supported in the AWS GovCloud (US) Regions. See Amazon Athena .	May 13, 2019
Amazon Transcribe	Amazon Transcribe is now supported in the AWS GovCloud (US-West) Region	May 1, 2019
AWS Resource Access Manager	AWS Resource Access Manager is now supported in the AWS GovCloud (US-West) Region	April 25, 2019
AWS Organizations	AWS Organizations is now supported in the AWS GovCloud (US-West) Region.	April 18, 2019
AWS CodeCommit	AWS CodeCommit is now supported in the AWS GovCloud (US-West) Region.	April 17, 2019
AWS Service Catalog	AWS Service Catalog is now supported in the AWS GovCloud (US-West) Region.	March 20, 2019
AWS WAF	AWS WAF is now supported in the AWS GovCloud (US-West) Region. See AWS WAF .	March 13, 2019
Amazon Comprehend	Amazon Comprehend is now supported in the AWS GovCloud (US-West) Region.	March 13, 2019

Updated the guide for the re-merge	Updated all the references from a single govCloud Region to multi-regions for GovCloud	February 6, 2019
Amazon Athena	Amazon Athena is now supported in the AWS GovCloud (US-West) Region.	February 6, 2019
AWS Glue	AWS Glue is now supported in the AWS GovCloud (US-West) Region. See AWS Glue .	February 6, 2019
AWS IoT Device Defender	AWS IoT Device Defender is now supported in the AWS GovCloud (US) Region. See AWS IoT Device Defender .	November 14, 2018